Rocking Rotator



RMX-R30S-E



RMX-R30D-E



RMX-R30L-E

Specification

Model	RMX-R30S-E	RMX-R30L-E	RMX-R30D-E
Tilt angle	30±3°	30±3°	40±3°
Load capacity	1kg	1kg	1kg
Motor type	Brushless DC motor		
Speed range	0~30rpm		
Operation mode	Continuous		
Permissible ambient temperature and humidity	5~40℃, 80%RH		
Power Supply	100~240V, 50/60Hz		
Consumption	15W		
External Size (W×D×H)(mm)	295×160×120	405×160×120	405×160×160
Shipping Size (W×D×H)(mm)	400×240×210	510×240×220	510×240×260
N.W./G.W. (kg)	1.8/2.6	2/2.6	2.2/3

Thermostatic Mixer



TMX-2000H

Application

TMX-2000H adopts a brushless DC motor and microcomputer control technology, perfectly combining the functions of constant temperature and oscillation. It is an ideal automated tool for sample incubation, catalysis, mixing, and preservation processes. TMX-2000H also has multiple functions such as heating and oscillation to meet the needs of different users.

Advantage

1、LCD screen and microprocessor control

2、Unique anti-vibration technology with programmable functionality

3、Power failure recovery function, timing function, temperature calibration function, short oscillation jog function, and multiple safety protection functions

4、Multiple standard sample modules available for selection

BAWERS
MEDICAL EQUIPMENT

Rotary Mixer

CE

Advantage

RMX-RD-E

- Speed controlled by Scale
- Adjustable speed range from 0 to 80 rpm

RMX-RD-Pro

- LCD display of speed and time
- Circular rotating action, gives gentle but effective mixing
- Adjustable speed range from 10 to 70 rpm
- Adjustable angle from 0 to 90°
- Brushless motor ideal for extended use, and longer life
- Wide variety of accessories are available



RMX-RD-Pro



RMX-RD-E



RMX-RL-Pro



RMX-RL-E

BAWERS
MEDICAL EQUIPMENT

Specification

Model	RMX-RD-Pro	RMX-RD-E
Motor type	DC motor	
Speed range	10-70rpm	0-80rpm
Speed display	LCD	Scale
Timer display	LCD	Scale
Timer	1-1199min	–
Operation mode	Continuous/timer	Continuous
Power Supply	100-240V, 50/60Hz	
Consumption	40W	20W
Permissible ambient temperature and humidity	5-40℃,80%RH	
Protection class	IP21	
External Size (W×D×H)(mm)	280×210×300	300×220×310
Shipping Size (W×D×H)(mm)	430×370x440	450X370X420
N.W./G.W. (kg)	5.9/7	3.2/5

Specification

Model	RMX-RL-Pro	RMX-RL-E
Motor type	DC motor	
Speed range	10-70rpm	0-80rpm
Speed display	LCD	Scale
Timer display	LCD	Scale
Timer	1-1199min	–
Operation mode	Continuous/timer	Continuous
Power Supply	100-240V, 50/60Hz	
Consumption	40W	20W
Permissible ambient temperature and humidity	5-40oC,80%RH	
Protection class	IP21	
External Size (W×D×H)(mm)	510×220×260	530×150×190
Shipping Size (W×D×H)(mm)	630×310×380	630×310×380
N.W./G.W. (kg)	8.7/9	2.8/3

Rotary mixer

Rotary Mixer

Description

Multi-Rotator is a high-speed shaker equipped with a brushless DC motor and microprocessor-controlled technology. It can efficiently mix and culture various flasks, petri dishes, and beakers by using different platforms. This versatile instrument finds application in various laboratory settings, including biotechnology, microbiology, and medical analysis.

Advantage

●LCD displays time and shaking speed.

●Easy to operate with touch knob.

●Setup the time of 1min~99h59min. Beep alarms when the operation ends.

●Different platforms can be chosen for various demands.

●Gentle and reliable shaking with brushless DC motor.

●Programmable motions include: 1) orbital rotational motion, 2) reciprocal motion, 3) pause. Not only run in one particular type but also alternate motions of different types cyclically.



Specification

Model	RMX-S100
Shaking speed	10~100rpm（Precisely adjustable）
Timing range	1min ~99h59min
Time period for orbital rotational and reciprocal motions	1-250s
Time for pause	1-5s
Max. load	6kg
Mixing method	Flip
Capacity	Replaceable tray
Operation mode	Standard configuration: 1 tray
Consumption	25W
Power Supply	AC110~240V 50/60Hz
External Size (W×D×H)(mm)	485x200x226
Shipping Size (W×D×H)(mm)	580x390x300
N.W./G.W. (kg)	5.9/8

Microplate Mixer

Advantage

Wide range of speed from 0 to 1500rpm.

Used for various mixing applications with optional adapters.

Maintenance-free brushless DC motor.



Specification

Model	VMX-M
Shaking movement	Orbital
Orbital diameter	4.5mm
Max. shaking weight (with accessory)	0.5kg
Motor type	Brushless DC motor
Motor rating input	18W
Motor rating output	10W
Speed range	Single microplate: 0-1500rpm
	Double microplate: 0-1000rpm
Speed display	Scale
Power Supply	100-240V,50/60Hz
Consumption	20W
Permissible ambient temperature and humidity	5-40oC,80%RH
Protection class	IP21
External Size (W×D×H)(mm)	260x150x80
Shipping Size (W×D×H)(mm)	480x260x250
N.W./G.W. (kg)	2.4/3

Roller Mixer

Advantage

●RMX-T6-ProE LCD Digital Tube Roller Features:

1.LCD displays the speed and time

2.Rocking & rolling at variable-speed

3.Adjustable speed range from 10 to 70 rpm

4.Six roller design for gentle and efficient rolling,and easy to clean

5.DC brushless motor quiet and maintenance free

6.Cold room and incubator compatible



RMX-T6-ProE

●RMX-T6-SE Tube Roller

1.Adjustable speed range from 0 to 70 rpm

2.Six roller design for gentle and efficient rolling, and is easy to clean



RMX-T6-SE

Specification

Model	RMX-T6-ProE	RMX-T6-SE
Amplitude	24mm	
Motor type	DC motor	
Rocking motion	Rocking and rolling	
Max. load capacity	4kg	
Number of rollers	6	
Roller size[length]	280mm	
Speed range	10 -70rpm	0-70rpm
Speed display	LCD	Scale
Timer	Yes	-
Timer display	LCD	-
Time setting range	1-1199min	-
Operation mode	Continuous/timer	Continuous
Power Supply	100-240V,50/60Hz	
Consumption	30W	25W
Permissible ambient temperature and humidity	5-40℃,80%RH	
Protection class	IP21	
External Size(W×D×H)(mm)	485×250×100	485×250×100
Shipping size(W×D×H)(mm)	580×380×235	580×380×235
N.W./G.W. (kg)	5.1/6.1	4.5/5.5

Description

Roller Mixer is primarily utilized for gentle mixing and maintaining biological samples in suspension. It is well-suited for various applications, such as preventing blood coagulation, latex diagnosis, immunoprecipitation, and more.



Specification

Model	RMX-100
Speed range	20~99rpm
Operation mode	Rolling & Swinging
Timing range	1min~99h59min/∞
Forwards/Reverse motion	Yes
Timer for Forwards/Reverse	30sec~99min59sec
Amplitude	25mm
Roller quantity	6
Roller length	280mm
Max. load	4kg
Consumption	15W
Power Supply	AC100~240V, 50/60Hz
External Size (W×D×H)(mm)	480x250x100
Shipping Size (W×D×H)(mm)	580X370x210
N.W./G.W. (kg)	3.8/4.7

BAWERS MEDICAL EQUIPMENT

Thermostatic Mixer

CE

Specification

Model	TMX-1500C
Temperature Control Range	0~100°C
Temperature Control Precision	±0.3°C
Temperature Stability	±0.3°C(at 40℃) ±0.3°C(at 100℃)
Temperature Display Accuracy	0.1℃
Oscillation Speed Range	200~1500 rpm/min
Oscillation Amplitude and Mode	2mm (horizontal rotation)
Time Setting	0~99h59minutes
Cooling Time	≤25 minutes (decrease from room temperature to below 20°C) (Tested at an ambient temperature of 30°C)
Cooling Speed	≥7°C/min (from 100°C to 20°C) ≥1.2°C/min (decrease of 20°C starting from room temperature)
Power Supply	AC110~220V,50/60Hz
Consumption	150W
Dimensions(W×D×H)(mm)	300x220x170
Shipping size(W×D×H)(mm)	355x355x270
N.W./G.W. (kg)	8.8/13

Optional Blocks

Model	Aperture and number of test tubes	Maximum Temperature	Maximum Speed
B1	96×0.2ml standard plate	100°C	2000 rpm/min
B2	54×0.5ml centrifuge tube	100°C	2000 rpm/min
B3	35×1.5ml centrifuge tube	100°C	2000 rpm/min
B4	35×2.0ml centrifuge tube	100°C	2000 rpm/min
B5	20×0.5ml+15×1.5ml centrifuge tube	100°C	2000 rpm/min
B6	24×φ12ml test tube	100°C	2000 rpm/min
B7	32×0.2ml+25×1.5m centrifuge tube	100°C	2000 rpm/min
B8	32×0.2ml+10×0.5ml+15×1.5ml centrifuge tube	100°C	2000 rpm/min
B9	103ml×67ml×30ml（Square groove block）	100°C	2000 rpm/min
B10	96-well ELISA plate (flat-bottomed)	100°C	2000 rpm/min
B11	24×5m centrifuge tube	100°C	2000 rpm/min
B12	12×15ml centrifuge tube（high lid）	100°C	700 rpm/min
B13	6×50ml centrifuge tube（high lid）	100°C	700 rpm/min
B14	Customizable	100°C	
HX-A1	96×0.2ml centrifuge tube rack	\	2000 rpm/min
HX-A2	24×0.5ml centrifuge tube rack	\	2000 rpm/min
HX-A3	24×1.5/2.0ml centrifuge tube rack	\	2000 rpm/min

BAWERS MEDICAL EQUIPMENT

Thermostatic Mixer

CE

Thermostatic Mixer

Specification

Model	TMX-2000H
Temperature Control Range	RT+5~100°C
Temperature Control Precision	±0.3°C
Temperature Stability	±0.3°C(at 40℃) ±0.3°C(at 100℃)
Temperature Display Accuracy	0.1℃
Oscillation Speed Range	200~2000 rpm/min
Oscillation Amplitude and Mode	2mm (horizontal rotation)
Time Setting	0~99h59minutes
Heating Rate	<15 minutes(from25℃ to 100℃)
Power Supply	AC220/110V,50/60Hz
Consumption	150W
Dimensions(W×D×H)(mm)	300x220x170
Shipping Size(W×D×H)(mm)	355x355x270
N.W./G.W. (kg)	7.9/12

Optional Blocks

Model	Aperture and number of test tubes	Maximum Temperature	Maximum Speed
B1	96×0.2ml standard plate	100°C	2000 rpm/min
B2	54×0.5ml centrifuge tube	100°C	2000 rpm/min
B3	35×1.5ml centrifuge tube	100°C	2000 rpm/min
B4	35×2.0ml centrifuge tube	100°C	2000 rpm/min
B5	20×0.5ml+15×1.5ml centrifuge tube	100°C	2000 rpm/min
B6	24×φ12ml test tube	100°C	2000 rpm/min
B7	32×0.2ml+25×1.5m centrifuge tube	100°C	2000 rpm/min
B8	32×0.2ml+10×0.5ml+15×1.5ml centrifuge tube	100°C	2000 rpm/min
B9	103ml×67ml×30ml（Square groove block）	100°C	2000 rpm/min
B10	96-well ELISA plate (flat-bottomed)	100°C	2000 rpm/min
B11	24×5m centrifuge tube	100°C	2000 rpm/min
B12	12×15ml centrifuge tube（high lid）	100°C	700 rpm/min
B13	6×50ml centrifuge tube（high lid）	100°C	700 rpm/min
B14	Customizable	100°C	
HX-A1	96×0.2ml centrifuge tube rack	\	2000 rpm/min
HX-A2	24×0.5ml centrifuge tube rack	\	2000 rpm/min
HX-A3	24×1.5/2.0ml centrifuge tube rack	\	2000 rpm/min



TMX-1500C

Application

TMX-1500C adopts a brushless DC motor and microcomputer control technology, perfectly combining the functions of constant temperature and oscillation. It is an ideal automated tool for sample incubation, catalysis, mixing, and preservation processes. TMX-1500C also has multiple functions such as cooling and oscillation to meet the needs of different users.

Advantage

1、LCD screen and microprocessor control

2、Unique anti-vibration technology with programmable functionality

3、Power failure recovery function, timing function, temperature calibration function, short oscillation jog function, and multiple safety protection functions

4、Multiple standard sample modules available for selection

BAWERS MEDICAL EQUIPMENT

Vortex Mixer



Features

Touch operation or continuous mode.

Variable speed control from 1000 to 2800rpm.

Used for various mixing application with optional adapters.

Accept a variety of test tubes, including the tubes up to 50ml.

Brushless DC motor: precise shaking speed, long service life maintenance-free.

Specification

Model	VMX-2000
Range of rotation	1000~2800rpm
Amplitude	3mm
Temp setting range	1s ~99min59s/∞
Time setting	Timing display
Run mode	Touch operation/Continuous
Motor type	Shaded pole motor
Capacity	Standard single-tube vortex head, sponge tray, four kinds of sponge modules
Operation mode	Continuous, inching
Consumption	60W
Power Supply	AC110 or 220V 50/60Hz
External Size (W×D×H)(mm)	197x135x156
Shipping Size (W×D×H)(mm)	360x320x330
N.W./G.W. (kg)	3.4/4.5

Multi-tube Vortexer



Specification

Model	VMX-200
Speed range	500~2500rpm（Precisely adjustable）
Amplitude	4mm
Time setting	1min ~99h59min
Max load	4.5kg
Mixing method	Horizontal circumference
Capacity	Replaceable test tube rack
Operation mode	Super-large capacity, continuous and inching
Consumption	70W
Power Supply	AC110~240V 50/60Hz
External Size (W×D×H)(mm)	410x276x432
Shipping Size (W×D×H)(mm)	510x410x510
N.W./G.W. (kg)	17/20

BAWERS
MEDICAL EQUIPMENT

Vortex Mixer



VMX-S



VMX-F

Features

- Variable speed of 0 to 3,000rpm for gentle shaking to rapid mixing of samples
- Touch or continuous operation mode
- Includes a standard top head for mixing a single test tube or other small vessel up to 30mm in diameter
- Electronic speed control maintains constant speed even during changes in load
- Steel base with specially designed vacuum suction feet provides stability and dampens vibration
- Robust aluminum-cast construction

Specification

Model	VMX-S	VMX-F
Speed range	0-3000rpm	3000rpm
Speed display	Scale	/
Run type	Touch operation	Continuous
Mixing motion	Orbital	
Orbital diameter	4mm	
Motor type	Shaded pole motor	
Motor rating input	58W	
Motor rating output	10W	
Permissible ambient temperature	5-40℃	
Permissible relative humidity	80%RH	
Protection class	IP21	
Power Supply	110-120V/220-230V,50/60Hz	
Consumption	60W	
External Size (W×D×H)(mm)	130×127×160	
Shipping Size (W×D×H)(mm)	300×250×230	
N.W./G.W. (kg)	2/3.5	



VMX-E

Specification

Model	VMX-E
Mixing motion	Orbital
Revolving diameter	4.8mm
Motor rating output	10W
Rotational speed	3000rpm
Operating mode	Inching
Allowable environment temperature	5-40°C
Permissible Ambient Temperature	≤80%RH
Protection class	IP21
Power Supply	100-240V,50/60Hz
Consumption	12W
External Size (W×D×H)(mm)	133×133×80
Shipping Size (W×D×H)(mm)	330×220×180
N.W./G.W. (kg)	1/1.4

Specification

Model	VMX-1000
Speed range	1000~3500rpm
Type of motor activation	Touch pressure-activated operation
Type of movement	Orbital
Orbit	4.5mm
Max test tube size	Φ30mm
Max load	0.1kg
Mixing method	Horizontal circumference
Capacity	Single tube
Operation mode	inching
Consumption	24W
Power Supply	AC100~240V 50/60Hz
External Size (W×D×H)(mm)	125x115x76
Shipping Size (W×D×H)(mm)	180x180x150
N.W./G.W. (kg)	0.55/1



VMX-1000

BAWERS MEDICAL EQUIPMENT

Portable Emergency Eye Wash



EW-P1



EW-P2

Advantage

● Material of eye wash: polyethylene (PE)

● Function: wash eyes and face

● Volume: 8 gallons (30L)/16 gallons (60L)

● Color: Green

● Usage time: ≥ 15min

● Flow rate of eye wash: ≥ 1.5 L/min

● Ambient temperature: 0°C ~ 40°C (indoor installation and use are proposed)

● Applicable places: widely used in dust-free workshops, petroleum,

chemical, pharmaceutical, fire fighting and other places.

★ Optional: You can add mobile trolley and waste water collection tank

★ Note: weekly tank-water replacing is recommended

Package Size/Gross Weight:

EW-P1:560*510*630mm/10kg

EW-P2:570*270*400mm/4kg

Combined Emergency Shower & Eye Wash



EW-CS1

Advantage

● Material: Stainless Steel 316

● Surface finishing: sanded

● Assembling feature: pipes connected by innovative inserting & turning

● Usage: drenching body and rinsing faces / eyes can be operated separately or simultaneously

● Shower & eye wash switch: two-piece ball valve

● Shower head: spinning-formed with curled rim, diameter 250 mm

● Pipe diameter: 42 mm

● Nominal pressure: 1.0 Mpa

● Working pressure: 0.2~0.4 Mpa

● Testing pressure: 1.5 Mpa

● Temperature requirement on working environment: 0°C~40°C

● Flow rate of body shower: ≥76 L/min

● Flow rate of eye/face wash: ≥11.4 L/min

● Eyewash bowl features: 300 mm in diameter, vertical bowl-wall design, allows better water collecting and anti-splashing

● Dust cover: integrated with the spray head (not connected by chain),and easily removed by water flow.

● Spray head feature: patented design, each spray head equips with one water-flow control valve

● Inlet thread: Rc 1" , female

● Outlet thread: Rc 1-¼ ", female

● Inlet height (from above the floor): 1540 mm

● Outlet height (from above the floor): 100 mm

● Distance between spray heads: 170 mm

● Water pattern coverage: at the height of 1520 mm above floor, the water pattern covers a circular area of at least 510 mm in diameter

● Appearance available: wire drawing stainless steel, red, yellow

★ Notes: the inlet part and outlet part are customizable;

shutoff valve and filter are proposed to be equipped on the water-supply end

Package Size:1020*350*220mm

Gross Weight:14.5kg

Combined Emergency Shower & Eye Wash

CE

Advantage

● Material : Stainless Steel 304

● Surface finishing : fine-polished, which makes the pipe surface performs better on

corrosion resistance

● Usage : drenching body and rinsing faces / eyes can be operated separately or simultaneously

● Shower & eye wash switch : SS304 ball valve

● Shower head : spinning-formed with curled rim, diameter 250 mm

● Pipe diameter : 42 mm

● Nominal pressure : 1.0 Mpa

● Working pressure : 0.2~0.4 Mpa

● Testing pressure : 1.5 Mpa

● Temperature requirement on working environment : 0°C~40°C

● Flow rate of body shower : ≥76 L/min

● Flow rate of eye/face wash : ≥11.4 L/min

● Flow rate of eye wash : ≥1.5 L/min



EW-CS2

● Eyewash bowl features : 300 mm in diameter, vertical bowl-wall design, allows better water collecting and anti-splashing

● Dust cover : integrated with the spray head (not connected by chain)

● Spray head feature : patented design, each spray head equips with one water - flow control valve

● Inlet thread : Rc 1",female

● Outlet thread : Rc1-¼",female

● Inlet height (from above the floor) : 1540 mm

● Outlet height (from above the floor) : 100 mm

● Distance between spray heads : 170 mm

● Water pattern coverage : at the height of 1524 mm above floor, the water pattern covers a circular area of at least 510 mm in diameter

● Appearance available: wire drawing stainless steel, red, yellow

★ Notes : the inlet parts and outlet parts are customizable;

shutoff valve and filter are proposed to be equipped on the water-supply end ;

stainless steel – made foot treadle is optional as eye wash switch

Package Size:1020*350*220mm

Gross Weight:14.5kg

Combined Emergency Shower & Eye Wash

Combined Emergency Shower & Eye Wash

CE

Advantage

● Material: Stainless Steel 304

● Surface finishing: Fine polish/high brightness antioxidant coating

● Assembling feature: the "Union" allows easier pipe connection and disconnection

● Usage: drenching body and rinsing faces / eyes can be operated separately or simultaneously

● Shower & eye wash switch: two-piece ball valve

● Shower head: spinning-formed with curled rim, diameter 250 mm

● Pipe diameter: 38 mm

● Nominal pressure: 1.0 Mpa

● Working pressure: 0.2~0.4 Mpa

● Testing pressure: 1.5 Mpa

● Temperature requirement on working environment: 0°C~40°C

● Flow rate of body shower: ≥76 L/min

● Flow rate of eye/face wash: ≥11.4 L/min

● Flow rate of eye wash: ≥1.5 L/min



EW-CS3

● Eyewash bowl features: 300 mm in diameter, vertical bowl-wall design, allows better water collecting and anti-splashing

● Dust cover: integrated with the spray head (not connected by chain),and easily removed by water flow.

● Spray head feature : patented design, each spray head equips with one water-flow control valve

● Inlet thread: Rp 1" , female

● Outlet thread: Rp 1" , female

● Inlet height (from above the floor): 1186 mm

● Outlet height (from above the floor): 86 mm

● Distance between spray heads: 170 mm

● Water pattern coverage: at the height of 1520 mm above floor, the water pattern covers a circular area of at least 510 mm in diameter

● Appearance available: wire drawing stainless steel, red, yellow

★ Notes: the inlet part and outlet part are customizable;

shutoff valve and filter are proposed to be equipped on the water-supply end;

stainless steel – made foot treadle is optional as eye wash switch.

Package Size:1245*340*260mm

Gross Weight:16.2kg

BAWERS MEDICAL EQUIPMENT

Combined Emergency Shower & Eye Wash

Advantage

- Material: Stainless Steel 304
- Surface finishing: fine-polished, which makes the pipe surface performs better on corrosion resistance
- Assembling feature: pipes connected by innovative inserting & turning
- Usage: drenching body and rinsing faces / eyes can be operated separately or simultaneously
- Shower & eye wash switch: two-piece ball valve
- Shower head: spinning-formed with curled rim, diameter 250 mm
- Pipe diameter: 38 mm
- Nominal pressure: 1.0 Mpa
- Working pressure: 0.2~0.4 Mpa
- Testing pressure: 1.5 Mpa
- Temperature requirement on working environment: 0°C~40°C
- Flow rate of body shower: ≥76 L/min
- Flow rate of eye/face wash: ≥11.4 L/min
- Eyewash bowl features: 300 mm in diameter, vertical bowl-wall design, allows better water collecting and anti-splashing
- Dust cover: integrated with the spray head (not connected by chain),and easily removed by water flow.
- Spray head feature: patented design, each spray head equips with one water-flow control valve
- Inlet thread: Rp 1" , female
- Outlet thread: Rp 1" , female
- Inlet height (from above the floor): 1201 mm
- Outlet height (from above the floor): 86 mm
- Distance between spray heads: 170 mm
- Water pattern coverage: at the height of 1520 mm above floor, the water pattern covers a circular area of at least 510 mm in diameter
- Appearance available: wire drawing stainless steel, red, yellow

★ Notes: the inlet part and outlet part are customizable;

shutoff valve and filter are proposed to be equipped on the water-supply end;

stainless steel – made foot treadle is optional as eye wash switch

Package Size: 1250*330*250mm. Gross Weight: 16.2kg



EW-CS4

Combined Emergency Shower & Eye Wash

Combined Emergency Shower & Eye Wash

Advantage

- Material: Stainless Steel 304
- Surface finishing: fine-polished / glossy epoxy coated
- Assembling feature: the "Union" allows easier pipe connection and disconnection
- Usage: drenching body and rinsing faces / eyes can be operated separately or simultaneously
- Shower & eye wash switch: two-piece ball valve
- Shower head: spinning-formed with curled rim, diameter 250 mm
- Pipe diameter: 38 mm
- Nominal pressure: 1.0 Mpa
- Working pressure: 0.2~0.4 Mpa
- Testing pressure: 1.5 Mpa
- Temperature requirement on working environment: 0°C~40°C
- Flow rate of body shower: ≥76 L/min
- Flow rate of eye/face wash: ≥11.4 L/min
- Eyewash bowl features: 300 mm in diameter, vertical bowl-wall design, allows better water collecting and anti-splashing
- Dust cover: integrated with the spray head (not connected by chain),and easily removed by water flow.
- Spray head feature: patented design, each spray head equips with one water-flow control valve
- Inlet thread: Rp 1" , female
- Outlet thread: Rp 1" , female
- Inlet height (from above the floor): 1186 mm
- Outlet height (from above the floor): 86 mm
- Distance between spray heads: 170 mm
- Water pattern coverage: at the height of 1520 mm above floor, the water pattern covers a circular area of at least 510 mm in diameter
- Appearance available: wire drawing stainless steel, red, yellow

★ Notes : the inlet part and outlet part are customizable;

shutoff valve and filter are proposed to be equipped on the water-supply end;

stainless steel – made foot treadle is optional as eye wash switch

Package Size:1250*330*250mm

Gross Weight:16.5kg



EW-CS5

BAWERS MEDICAL EQUIPMENT

Wall-mounted Shower & Eye Wash

CE



EW-WS1



EW-WS2

Advantage

- Material: Stainless Steel 304 /ABS
- Surface finishing: fine-polished
- Function: eye and face washing & showing
- Shower & eye wash switch: two-piece ball valve
- Pipe diameter: 38/48 mm
- Inlet thread: Rp 1"1-¼" , female
- Flow rate of body shower: ≥76 L/min
- Flow rate of eye/face wash: ≥11.4 L/min
- Appearance available: wire drawing stainless steel, red, yellow

Package Size/Gross Weight:

EW-WS1:820*270*160mm/6.5kg

EW-WS2:885*325*260mm/9.8kg(3units per carton)

Floor-mounted Emergency Eye Wash

CE



EW-F1



Stainless steel padel is optional

Advantage

- Materials: SS304
- Surface finishing: glossy epoxy coated
- Function: eye and face washing
- Eye wash switch: two-piece ball valve
- Pipe diameter: 38mm
- Nominal pressure: 1.0Mpa
- Working pressure: 0.2~0.4Mpa
- Test pressure: 1.5Mpa
- Working environment temperature: 0°C~40°C
- Eye wash/face wash water flow: ≥11.4 L/min
- Eye wash bowl: 300mm straight edge design, gather water, prevent splash
- Dust cover: integrated design of main body, not easy to lose
- Inner size: G 1/2" , male
- Outlet size: Rp 1" , female
- Inlet height: 753mm
- Outlet height: 86mm
- Product features: After the use of eye wash and face wash is stopped, the water in the pipeline will be drained automatically to achieve the purpose of anti-freezing.
- Appearance available: wire drawing stainless steel, red, yellow

★ Notes : The inlet part and outlet part are customizable;shut off valve and filter are proposed to be equipped on the water-supply end.

Package Size:795*365*160mm

Gross Weight:8.6kg

Floor-mounted Emergency Eye Wash

CE



EW-F2

Advantage

- Materials: SS304
- Surface finishing: fine-polished
- Function: eye and face washing
- Eye wash switch: two-piece ball valve
- Pipe diameter: 38mm
- Nominal pressure: 1.0Mpa
- Working pressure: 0.2~0.4Mpa
- Test pressure: 1.5Mpa
- Working environment temperature: 0°C~40°C
- Eye wash/face wash water flow: ≥11.4 L/min
- Eye wash bowl: 300mm straight edge design, gather water, prevent splash
- Dust cover: integrated design of main body, not easy to lose
- Inner size: G 1/2" , male
- Outlet size: Rp 1" , female
- Inlet height: 753mm
- Outlet height: 86mm
- Product features: After the use of eye wash and face wash is stopped, the water in the pipeline will be drained automatically to achieve the purpose of anti-freezing.
- Appearance available: wire drawing stainless steel, red, yellow

★ Note: The inlet part and outlet part are customizable; shut off valve and filter are proposed to be equipped on the water-supply end; Stainless steel foot treadle can be added to control the eye wash switch.

Package Size:795*365*160mm

Gross Weight:8.6kg

Wall-mounted Emergency Eye Wash

CE



EW-W1



EW-W2

Advantage

- Material: stainless steel 304
- Surface finishing: fine-polished
- Function: wash eyes and face
- Eye wash switch: two-piece ball valve
- Nominal pressure: 1.0 Mpa
- Working pressure: 0.2~0.4 Mpa
- Testing pressure: 1.5 Mpa
- Temperature requirement on working environment: 0°C~40°C
- Flow rate of eye/face wash: ≥ 11.4 L/min
- Inlet thread: Rp 1-1/4" , female / RP 1/2" , female
- Outlet thread: Rp 1-1/4" , female / RP 1" , female
- Appearance available: wire drawing stainless steel, red, yellow
- Notes: the inlet part and outlet part are customizable;

shutoff valve and filter are proposed to be

equipped on the water-supply end

Package Size/Gross Weight:

EW-W1:470*320*230mm/8kg

EW-W2:350*320*250mm/5.5kg

Wall-mounted Emergency Eye Wash

CE



EW-W3

Advantage

- Material: stainless steel 304/ ABS
- Surface finishing: glossy epoxy coated
- Function: wash eyes and face
- Eye wash switch: two-piece ball valve
- Nominal pressure: 1.0 Mpa
- Working pressure: 0.2~0.4 Mpa
- Testing pressure: 1.5 Mpa
- Temperature requirement on working environment: 0°C~40°C
- Flow rate of eye/face wash: ≥ 11.4 L/min
- Inlet thread: Rp 1/2" , female
- Outlet thread: Rp 1" , female
- Appearance available: wire drawing stainless steel, red, yellow
- Notes: the inlet part and outlet part are customizable;

shutoff valve and filter are proposed to be equipped on the water-supply end.

Package Size:350*320*250mm

Gross Weight:5kg

Benchtop/Hand-held Eye Wash

CE



EW-BH1



EW-BH2

Advantage

- Body: Solid brass
- Materials: ABS(demountable)
- Function: eye and face washing
- Water locking switch: With self-locking function, the switch is flexible and convenient
- Eyewash nozzle: soft rubber, outgong water is depressurized to avoid secondary injury to eyes
- Dust cover: polypropylene made, would be opened by outgoing water flow
- Supply Hose: The length of 1.5 meters, a flexible PVC pipe is coated by stainless steel wire mesh, coated PE tube, effectively prevent rusting and leaking
- Working pressure: 0.2~0.4Mpa
- Flow of eye wash: ≥1.5 L/min
- Inner size: Rp1/2" female
- Appearance available: wire drawing stainless steel, red, yellow

★ Instruction: take out the the eye wash from the bench holder, press and push forwardly the button by thumb, then the switch would reach “ON“ state and water flow would be constantly supplied to wash injury; when finished, just push backwardly and release the button to close.

Package Size/Gross Weight:

EW-BH1:500*335*405mm/10.2kg

EW-BH2:635*380*435mm/15.6kg(10 units per carton)

Portable Emergency Eye Wash



EW-P1



EW-P2

Advantage

● Material of eye wash: polyethylene (PE)

● Function: wash eyes and face

● Volume: 8 gallons (30L)/16 gallons (60L)

● Color: Green

● Usage time: ≥ 15min

● Flow rate of eye wash: ≥ 1.5 L/min

● Ambient temperature: 0°C ~ 40°C (indoor installation and use are proposed)

● Applicable places: widely used in dust-free workshops, petroleum,

chemical, pharmaceutical, fire fighting and other places.

★ Optional: You can add mobile trolley and waste water collection tank

★ Note: weekly tank-water replacing is recommended

Package Size/Gross Weight:

EW-P1:560*510*630mm/10kg

EW-P2:570*270*400mm/4kg

Combined Emergency Shower & Eye Wash

Advantage

● Material: Stainless Steel 316

● Surface finishing: sanded

● Assembling feature: pipes connected by innovative inserting & turning

● Usage: drenching body and rinsing faces / eyes can be operated separately or simultaneously

● Shower & eye wash switch: two-piece ball valve

● Shower head: spinning-formed with curled rim, diameter 250 mm

● Pipe diameter: 42 mm

● Nominal pressure: 1.0 Mpa

● Working pressure: 0.2~0.4 Mpa

● Testing pressure: 1.5 Mpa

● Temperature requirement on working environment:
0°C~40°C

● Flow rate of body shower: ≥76 L/min

● Flow rate of eye/face wash: ≥11.4 L/min

● Eyewash bowl features: 300 mm in diameter, vertical bowl-wall design, allows better water collecting and anti-s

● Dust cover: integrated with the spray head (not connected by chain),and easily removed by water flow.

● Spray head feature: patented design, each spray head equips with one water-flow control valve

● Inlet thread: Rc 1" , female

● Outlet thread: Rc 1-¼ ", female

● Inlet height (from above the floor): 1540 mm

● Outlet height (from above the floor): 100 mm

● Distance between spray heads: 170 mm

● Water pattern coverage: at the height of 1520 mm above floor, the water pattern covers a circular area of at least 510 mm in diameter

● Appearance available: wire drawing stainless steel, red, yellow

★ Notes: the inlet part and outlet part are customizable;

shutoff valve and filter are proposed to be equipped on the water-supply end

Package Size:1020*350*220mm

Gross Weight:14.5kg



EW-CS1

BAWERS
MEDICAL EQUIPMENT

Combined Emergency Shower & Eye Wash

Advantage

- Material : Stainless Steel 304
- Surface finishing : fine-polished, which makes the pipe surface performs better on

corrosion resistance

- Usage : drenching body and rinsing faces / eyes can be operated separately or simultaneously
- Shower & eye wash switch : SS304 ball valve
- Shower head : spinning-formed with curled rim, diameter 250 mm
- Pipe diameter : 42 mm
- Nominal pressure : 1.0 Mpa
- Working pressure : 0.2~0.4 Mpa
- Testing pressure : 1.5 Mpa
- Temperature requirement on working environment : 0°C~40°C
- Flow rate of body shower : ≥76 L/min
- Flow rate of eye/face wash : ≥11.4 L/min
- Flow rate of eye wash : ≥1.5 L/min
- Eyewash bowl features : 300 mm in diameter, vertical bowl-wall design, allows better water collecting and anti-splashing
- Dust cover : integrated with the spray head (not connected by chain)
- Spray head feature : patented design, each spray head equips with one water - flow control valve
- Inlet thread : Rc 1",female
- Outlet thread : Rc1-¼",female
- Inlet height (from above the floor) : 1540 mm
- Outlet height (from above the floor) : 100 mm
- Distance between spray heads : 170 mm
- Water pattern coverage : at the height of 1524 mm above floor, the water pattern covers a circular area of at least 510 mm in diameter
- Appearance available: wire drawing stainless steel, red, yellow

★ Notes : the inlet parts and outlet parts are customizable;

shutoff valve and filter are proposed to be equipped on the water-supply end ;

stainless steel – made foot treadle is optional as eye wash switch

Package Size:1020*350*220mm

Gross Weight:14.5kg



EW-CS2

Combined Emergency Shower & Eye Wash

Combined Emergency Shower & Eye Wash

Advantage

- Material: Stainless Steel 304
- Surface finishing: Fine polish/high brightness antioxidant coating
- Assembling feature: the "Union" allows easier pipe connection and disconnection
- Usage: drenching body and rinsing faces / eyes can be operated separately or simultaneously
- Shower & eye wash switch: two-piece ball valve
- Shower head: spinning-formed with curled rim, diameter 250 mm
- Pipe diameter: 38 mm
- Nominal pressure: 1.0 Mpa
- Working pressure: 0.2~0.4 Mpa
- Testing pressure: 1.5 Mpa
- Temperature requirement on working environment: 0°C~40°C
- Flow rate of body shower: ≥76 L/min
- Flow rate of eye/face wash: ≥11.4 L/min
- Flow rate of eye wash: ≥1.5 L/min
- Eyewash bowl features: 300 mm in diameter, vertical bowl-wall design, allows better water collecting and anti-s
- Dust cover: integrated with the spray head (not connected by chain),and easily removed by water flow.
- Spray head feature : patented design, each spray head equips with one water-flow control valve
- Inlet thread: Rp 1" , female
- Outlet thread: Rp 1" , female
- Inlet height (from above the floor): 1186 mm
- Outlet height (from above the floor): 86 mm
- Distance between spray heads: 170 mm
- Water pattern coverage: at the height of 1520 mm above floor, the water pattern covers a circular area of at least 510 mm in diameter
- Appearance available: wire drawing stainless steel, red, yellow

★ Notes: the inlet part and outlet part are customizable;

shutoff valve and filter are proposed to be equipped on the water-supply end;

stainless steel – made foot treadle is optional as eye wash switch.

Package Size:1245*340*260mm

Gross Weight:16.2kg



EW-CS3

BAWERS MEDICAL EQUIPMENT

Combined Emergency Shower & Eye Wash

Advantage

- Material: Stainless Steel 304
- Surface finishing: fine-polished, which makes the pipe surface performs better on corrosion resistance
- Assembling feature: pipes connected by innovative inserting & turning
- Usage: drenching body and rinsing faces / eyes can be operated separately or simultaneously
- Shower & eye wash switch: two-piece ball valve
- Shower head: spinning-formed with curled rim, diameter 250 mm
- Pipe diameter: 38 mm
- Nominal pressure: 1.0 Mpa
- Working pressure: 0.2~0.4 Mpa
- Testing pressure: 1.5 Mpa
- Temperature requirement on working environment: 0°C~40°C
- Flow rate of body shower: ≥76 L/min
- Flow rate of eye/face wash: ≥11.4 L/min
- Eyewash bowl features: 300 mm in diameter, vertical bowl-wall design, allows better water collecting and anti-splashing
- Dust cover: integrated with the spray head (not connected by chain),and easily removed by water flow.
- Spray head feature: patented design, each spray head equips with one water-flow control valve
- Inlet thread: Rp 1" , female
- Outlet thread: Rp 1" , female
- Inlet height (from above the floor): 1201 mm
- Outlet height (from above the floor): 86 mm
- Distance between spray heads: 170 mm
- Water pattern coverage: at the height of 1520 mm above floor, the water pattern covers a circular area of at least 510 mm in diameter
- Appearance available: wire drawing stainless steel, red, yellow

★ Notes: the inlet part and outlet part are customizable;

shutoff valve and filter are proposed to be equipped on the water-supply end;

stainless steel – made foot treadle is optional as eye wash switch

Package Size: 1250*330*250mm. Gross Weight: 16.2kg



EW-CS4

Combined Emergency Shower & Eye Wash

Combined Emergency Shower & Eye Wash

Advantage

- Material: Stainless Steel 304
- Surface finishing: fine-polished / glossy epoxy coated
- Assembling feature: the "Union" allows easier pipe connection and disconnection
- Usage: drenching body and rinsing faces / eyes can be operated separately or simultaneously
- Shower & eye wash switch: two-piece ball valve
- Shower head: spinning-formed with curled rim, diameter 250 mm
- Pipe diameter: 38 mm
- Nominal pressure: 1.0 Mpa
- Working pressure: 0.2~0.4 Mpa
- Testing pressure: 1.5 Mpa
- Temperature requirement on working environment: 0°C~40°C
- Flow rate of body shower: ≥76 L/min
- Flow rate of eye/face wash: ≥11.4 L/min
- Eyewash bowl features: 300 mm in diameter, vertical bowl-wall design, allows better water collecting and anti-s
- Dust cover: integrated with the spray head (not connected by chain),and easily removed by water flow.
- Spray head feature: patented design, each spray head equips with one water-flow control valve
- Inlet thread: Rp 1" , female
- Outlet thread: Rp 1" , female
- Inlet height (from above the floor): 1186 mm
- Outlet height (from above the floor): 86 mm
- Distance between spray heads: 170 mm
- Water pattern coverage: at the height of 1520 mm above floor, the water pattern covers a circular area of at least 510 mm in diameter
- Appearance available: wire drawing stainless steel, red, yellow

★ Notes : the inlet part and outlet part are customizable;

shutoff valve and filter are proposed to be equipped on the water-supply end;

stainless steel – made foot treadle is optional as eye wash switch

Package Size:1250*330*250mm

Gross Weight:16.5kg



EW-CS5

BAWERS MEDICAL EQUIPMENT

Wall-mounted Shower & Eye Wash

CE



EW-WS1



EW-WS2

Advantage

- Material: Stainless Steel 304 /ABS
- Surface finishing: fine-polished
- Function: eye and face washing & showing
- Shower & eye wash switch: two-piece ball valve
- Pipe diameter: 38/48 mm
- Inlet thread: Rp 1"1-¼" , female
- Flow rate of body shower: ≥76 L/min
- Flow rate of eye/face wash: ≥11.4 L/min
- Appearance available: wire drawing stainless steel, red, yellow

Package Size/Gross Weight:

EW-WS1:820*270*160mm/6.5kg

EW-WS2:885*325*260mm/9.8kg(3units per carton)

Floor-mounted Emergency Eye Wash

CE



EW-F1



Stainless steel padel is optional

Advantage

- Materials: SS304
- Surface finishing: glossy epoxy coated
- Function: eye and face washing
- Eye wash switch: two-piece ball valve
- Pipe diameter: 38mm
- Nominal pressure: 1.0Mpa
- Working pressure: 0.2~0.4Mpa
- Test pressure: 1.5Mpa
- Working environment temperature: 0°C~40°C
- Eye wash/face wash water flow: ≥11.4 L/min
- Eye wash bowl: 300mm straight edge design, gather water, prevent splash
- Dust cover: integrated design of main body, not easy to lose
- Inner size: G 1/2" , male
- Outlet size: Rp 1" , female
- Inlet height: 753mm
- Outlet height: 86mm
- Product features: After the use of eye wash and face wash is stopped, the water in the pipeline will be drained automatically to achieve the purpose of anti-freezing.
- Appearance available: wire drawing stainless steel, red, yellow

★ Notes : The inlet part and outlet part are customizable;shut off valve and filter are proposed to be equipped on the water-supply end.

Package Size:795*365*160mm

Gross Weight:8.6kg

Floor-mounted Emergency Eye Wash

CE



EW-F2

Advantage

- Materials: SS304
- Surface finishing: fine-polished
- Function: eye and face washing
- Eye wash switch: two-piece ball valve
- Pipe diameter: 38mm
- Nominal pressure: 1.0Mpa
- Working pressure: 0.2~0.4Mpa
- Test pressure: 1.5Mpa
- Working environment temperature: 0°C~40°C
- Eye wash/face wash water flow: ≥11.4 L/min
- Eye wash bowl: 300mm straight edge design, gather water, prevent splash
- Dust cover: integrated design of main body, not easy to lose
- Inner size: G 1/2" , male
- Outlet size: Rp 1" , female
- Inlet height: 753mm
- Outlet height: 86mm
- Product features: After the use of eye wash and face wash is stopped, the water in the pipeline will be drained automatically to achieve the purpose of anti-freezing.
- Appearance available: wire drawing stainless steel, red, yellow

★ Note: The inlet part and outlet part are customizable; shut off valve and filter are proposed to be equipped on the water-supply end; Stainless steel foot treadle can be added to control the eye wash switch.

Package Size:795*365*160mm

Gross Weight:8.6kg

Wall-mounted Emergency Eye Wash

CE



EW-W1



EW-W2

Advantage

- Material: stainless steel 304
- Surface finishing: fine-polished
- Function: wash eyes and face
- Eye wash switch: two-piece ball valve
- Nominal pressure: 1.0 Mpa
- Working pressure: 0.2~0.4 Mpa
- Testing pressure: 1.5 Mpa
- Temperature requirement on working environment: 0°C~40°C
- Flow rate of eye/face wash: ≥ 11.4 L/min
- Inlet thread: Rp 1-1/4" , female / RP 1/2" , female
- Outlet thread: Rp 1-1/4" , female / RP 1" , female
- Appearance available: wire drawing stainless steel, red, yellow
- Notes: the inlet part and outlet part are customizable;

shutoff valve and filter are proposed to be

equipped on the water-supply end

Package Size/Gross Weight:

EW-W1:470*320*230mm/8kg

EW-W2:350*320*250mm/5.5kg

Wall-mounted Emergency Eye Wash

CE



EW-W3

Advantage

- Material: stainless steel 304/ ABS
- Surface finishing: glossy epoxy coated
- Function: wash eyes and face
- Eye wash switch: two-piece ball valve
- Nominal pressure: 1.0 Mpa
- Working pressure: 0.2~0.4 Mpa
- Testing pressure: 1.5 Mpa
- Temperature requirement on working environment: 0°C~40°C
- Flow rate of eye/face wash: ≥ 11.4 L/min
- Inlet thread: Rp 1/2" , female
- Outlet thread: Rp 1" , female
- Appearance available: wire drawing stainless steel, red, yellow
- Notes: the inlet part and outlet part are customizable;

shutoff valve and filter are proposed to be equipped on the water-supply end.

Package Size:350*320*250mm

Gross Weight:5kg

Benchtop/Hand-held Eye Wash

CE



EW-BH1



EW-BH2

Advantage

- Body: Solid brass
- Materials: ABS(demountable)
- Function: eye and face washing
- Water locking switch: With self-locking function, the switch is flexible and convenient
- Eyewash nozzle: soft rubber, outgong water is depressurized to avoid secondary injury to eyes
- Dust cover: polypropylene made, would be opened by outgoing water flow
- Supply Hose: The length of 1.5 meters, a flexible PVC pipe is coated by stainless steel wire mesh, coated PE tube, effectively prevent rusting and leaking
- Working pressure: 0.2~0.4Mpa
- Flow of eye wash: ≥1.5 L/min
- Inner size: Rp1/2" female
- Appearance available: wire drawing stainless steel, red, yellow

★ Instruction: take out the the eye wash from the bench holder, press and push forwardly the button by thumb, then the switch would reach “ON“ state and water flow would be constantly supplied to wash injury; when finished, just push backwardly and release the button to close.

Package Size/Gross Weight:

EW-BH1:500*335*405mm/10.2kg

EW-BH2:635*380*435mm/15.6kg(10 units per carton)

Fully Automated Microtome



Description

MT-A3345 is an automated microtome with fully automatic slicing modes available in a continuous, progressive, single slice. The MT-A3345 is highly intelligent and requires little labor during operation.

Advantage

1. It supports fast switching between slicing and retouching during operation.

2.Specimen retraction function can ensure complete slicing.

3.The knife holder can be shifted horizontally, eliminating the need for staff to move the blades, preventing sample scratches and avoiding danger.

4.Can use all three positions of the blade to cut waxed tissue, which prolongs the blade's life.

5.Ergonomic design of the handwheel ensures quick and easy rotation of the handwheel.

6.Emergency switch for immediate stopping of the machine in case of danger.

7.8° XY-axis adjustment for precise positioning of the sample head.

8.Advanced cross-roller guide for precise cutting.

Specification

Model	MT-A3345
Slice thickness range	0.5μm～100μm(3~5μm is the best slicing effect)
Specimen retraction	10～150μm(can be closed)，in 1μm increments
Section Thickness Setting Range	0.5~5μm,increment 0.5μm
	5～20μm，increment 1μm
	20～60μm,increment 5μm
	60～100μm，increment 10μm
Trimming thickness	1～600μm
Trimming thickness setting	1～10μm，increment 1μm
	10～20μm, increment 2μm
	20～50μm，increment 5μm
	50～100μm, increment 10μm
	100～600μm，increment 50μm
Specimen vertical stroke	60mm
Specimen horizontally stroke	25mm
Max specimen size with cassette clamp (H*W)	40x28mm
Max specimen size with c clamp (H*W)	55x45mm
Dimensions(W×D×H)(mm)	590×430×310
Shipping size(W×D×H)(mm)	700x550x500
N.W./G.W. (kg)	35/55

Fully Automated Microtome









Description

The MT-A3400 fully automated microtome is the first choice for medical and experimental research and industry. Its high cutting accuracy and stable cutting performance make it ideal for use in industries with high demands on slicing technology. It offers excellent performance, comfortable operation and reliable cutting accuracy.

Another outstanding advantage of this automated microtome is its support for adjusting the cutting window according to the sample size. This feature allows users to cut samples accurately and quickly during operation.

Advantage

1. Streamlined design and aesthetic appearance.

2.Adjustable slicing speed and intelligent control mechanism for loading and unloading.

3.Advanced drive system and screw moving parts ensure excellent slicing performance.

4.Continuously adjustable slicing speed.

5.Emergency brake, overload protection and other safety functions.

6.Precise balance adjustment of the handwheel, which can be locked at any position to ensure safe operation.

7.Semi-automatic slicing or trimming is still possible when the automatic slicing controller is turned off.

8.8° XY-axis adjustment for precise positioning of the sample head.

Specification

Model	MT-A3400
Section Thickness Setting Range	0.25~100μm
	0.25~2.5μm increment 0.25μm
	2.5~5μm increment 0.5μm
	5.0~10μm increment 1μm
	10~30μm increment 2μm
	30~60μm increment 5μm
	60~100μm increment 10μm
Trimming Thickness Setting Range	1~600μm
	1~10μm increment 1μm
	10~20μm increment 2μm
	20~50μm increment 5μm
	50~150μm increment 10μm
	150~600μm increment 50μm
Retraction Setting Range	0~50μm (0 is off)
	5-10-15~50 (optional)
Minimum Setting of Sectioning Thickness	0.25μm
Horizontal Feed	28mm
Vertical Specimen Stroke	70mm
Specimen Holder Rotation	at any angle within 360 degrees
Movement Range of the Base of Blade Holder Base	0~60mm (front to back)
Movement Range of the Blade Press plate	0~23mm
Specimen clamp Rotation	at any angle within 360 degrees
Specimen Orientation	XY – 8°
Maximum Specimen Size	70×70mm(optional clamp)
Feed speed adjust	1500μm/s ~ 3500μm/s
Precision Error	±1%
Power Supply	Ac 220V±10% 50Hz (standard model); Ac110V±10% 60Hz
Power	150W
Dimensions(W×D×H)(mm)	580×475×340
Shipping size(W×D×H)(mm)	700x600x490
N.W./G.W. (kg)	50/65

Cryostat Microtome









Description

MT-C3000 Cryostat Microtome is very popular in hospitals, pathology section research and other industries. It belongs to the medical equipment, which is controlled by a microcomputer and can analyze the human body, animal and plant tissues for rapid pathology.

Advantage

1.The 10-inch touchscreen displays the total number of slices, thickness, specimen retraction value, time, timing, temperature and other parameters.

2.It can set a dormant state, and the freezer temperature is automatically controlled between -1℃ and -9℃ after selection and can reach the sectioning temperature within 15 minutes after canceling.

3.Imported double compressor refrigeration to ensure the stability of the cooling temperature.

4.It can defrost automatically.

5.Equipped with rubberized instrument rack and waste box.

6.Anti-adhesion tissue spreading device with specimen cooling temperature up to -50 °.

7.Single heated glass door effectively prevent water mist condensation.

8.360° locking function for handwheel positioning at any point.

Specification

Model	MT-C3000
Chamber temperature	10℃ ～ -50℃
Freezing shelf temperature	0℃ ～ -50℃
Temperature control range of sample chuck	10℃ ～ -50℃
Additional semiconductor refrigeration in the freezer	-60℃
Number of freezing station	18 pcs
Pelletier number	6 pcs
Semiconductor fast cooling working time	15 minutes
Maximum specimen size	55×80mm
Vertical stroke	65mm
Horizontal stroke	22mm
Electric feed speed	0.9mm/s、0.45mm/s
Disinfection method	UV
Section Thickness Setting Range	0.5μm～100μm Adjustable
	0.5μm～5μm Increment 0.5μm
	5μm～20μm Increment 1μm
	20μm～40μm Increment 2μm
	40μm～100μm Increment 5μm
Trimming Thickness Setting Range	10μm～600μm Adjustable
	10μm～50μm Increment 5μm
	50μm～100μm Increment 10μm
	100μm～600μm Increment 50μm
Specimen retraction	0～100μm Adjustable Increment 5μm
Dimensions(W×D×H)(mm)	700×760×1160
Shipping size(W×D×H)(mm)	890X950X1400
N.W./G.W. (kg)	160/220

Rotary Microtome



Description

The MT-R210 rotary microtome is a typical utility slicer with a crank drive, ratchet feed mechanism, and continuous slicing capability.

Advantage

1. Economical: This slicer is designed with a focus on cost-effectiveness and is suitable for laboratories or research organizations with limited budgets. It offers reliable performance at a relatively affordable price.

2.Compact Design: Economical laboratory microtomes usually have a compact appearance and take up little lab space for easy placement and operation.

3.Easy to Operate: The device's control interface is usually simple to understand and does not require complex operating skills. Users can get up and running with slicing quickly.

4.Versatility: Although economical, these microtomes often have various slicing options to meet the needs of different materials and thicknesses.

5.Reliability: Even economy models emphasize reliability and stability to ensure continuous slicing.

6.Safety: These rotary microtome are usually equipped with a range of safety features, such as tool protection and automatic shutdown, to minimize risk to the operator.

7.Easy Maintenance: Maintenance of budget microtome is usually relatively easy, extending the life of the equipment.

Specification

Model	MT-R210
Section Thickness Setting Range	1 – 25μm with an increment
Trimming Thickness Setting Range	0~500μm
Minimum Setting of Sectioning Thickness	1μm
Maximum Specimen Size	35×25
Maximum movement of tool holder base	50mm
Total Horizontal Specimen Feed	30mm
Vertical Specimen Stroke	55mm
Precision Error	±5%
Dimensions(W×D×H)(mm)	280×300×240
Shipping size(W×D×H)(mm)	420x420x370
N.W./G.W. (kg)	20/30

Rotary Microtome

Rotary Microtome



Description

Scitek's rotary microscopes are designed to meet the demands of reliability, precision and safety. The MT-R210 is the best choice for an economical slicer! Guaranteed optimal performance for cutting tissue samples

Advantage

1. Continuously adjustable slicing speed.

2.The machine's weight is about 23KG, so you can move it quickly.

3.8° XY-axis adjustment for precise positioning of the sample head.

Specification

Model	MT-R1510
Section Thickness Setting Range	1~35μm continuous slicing >35μm arbitrarily adjustable slice thickness set project
	1~60μm continuous slicing >60μm arbitrarily adjust the slicing thickness (optional)
Trimming Thickness Setting Range	0– 500μm
Minimum Setting of Sectioning Thickness	1μm
Specimen Holder Rotation	at any angle within360 degrees
Specimen Orientation	XY – 8°
Total Horizontal Specimen Feed	28mm
Vertical Specimen Stroke	60mm
Movement Range of the Base of Blade Holder Base	0-50mm (front to back)
Maximum Specimen Size	50×60mm (optional clamp)
Precision Error	±5%
Dimensions(W×D×H)(mm)	420×330×330
Shipping size(W×D×H)(mm)	56x470x490
N.W./G.W. (kg)	25/35

Rotary Microtome



Advantage

1.Precision cross-roller guide, equipped with stainless steel holder, to ensure long-lasting operation of the equipment.

2.Equipped with multi-angle adjustment device, easy to use.

3.Specimen retraction and trimming function, with an adaptable specimen holding system.

4.Effortless and swift switching between paraffin block clamp and cassette clamp.

5.The blade holder can be laterally moved and adjusted.

6.The finely tuned hand-wheel balance can be securely locked at any position.

7.Magnetic removable waste chute, easy to clean.

Specification

Model	MT-R2270
Section Thickness Setting Range	0–60μm
Section thickness settingoptions	0–2μm increment 0.5μm
	2–20μm increment 1μm
	20–60μm increment 5μm
Trimming Thickness Setting Range	0- 60μm
Minimum Setting of Sectioning Thickness	1μm
Maximum Specimen Size	70×70mm(optional clamp)
Trimming Thickness	15μm and 35μm
Specimen Retraction	60μm(optional)
Total Horizontal Specimen Feed	28mm
Vertical Specimen Stroke	70mm
Movement Range of the Base of Blade Holder Base	0-60mm (front to back)
Movement Range of the Blade Press plate	0-23mm
Specimen Holder Rotation	at any angle within360 degrees
Specimen Orientation	XY – 8°
Precision Error	±1%
Dimensions(W×D×H)(mm)	590×500×330
Shipping size(W×D×H)(mm)	710x610x520
N.W./G.W. (kg)	44/60

Rotary Microtome



Advantage

1.Imported cross-roller guide rails and high precision screw motion mechanism

2.Advanced high-precision micro-drive feed system enables stable and high-precision sectioning.

3.Hand-wheel balance is precisely adjusted and locked at any position, ensuring safety and convenience of sectioning.

4.Cassette clamp can be locked at any position along each of the three axes, enabling easy adjustment of the specimen sectioning angle

5.The precise positioning system is not only easy to use, but also provides accurate X- and Y- axis adjustment

6.Fast switching between paraffin block clamp and cassette clamp; Paraffin Block Clamp is for Standard Conficuration, cassette clam is optional.

7.The red bar on the blade holder covers the whole length of blade to protect the user and enables easy changing of the blade.

8.Blade holder can be laterally moved without direct contact, enabling use of the entire length of the blade. (three different segments)

Specification

Model	MT-R2510
Section Thickness Setting Range	1 -35μm for continuous sectioning;
	The sectioning thickness can be set at any value >35μm
Trimming Thickness Setting Range	0– 500μm
Minimum Setting of Sectioning Thickness	1μm
Specimen Holder Rotation	at any angle within360 degrees
Specimen Orientation	XY – 8°
Total Horizontal Specimen Feed	28mm
Vertical Specimen Stroke	60mm
Movement Range of the Base of Blade Holder Base	0-60mm (front to back)
Movement Range of the Blade Press plate	0-23mm
Precision Error	±5%
Maximum Specimen Size	50×60 mm (optional clamp)
Dimensions(W×D×H)(mm)	420×330×330
Shipping size(W×D×H)(mm)	560x470x490
N.W./G.W. (kg)	25/33

Semi Automatic Microtome

CE







Advantage

1. Intelligent control system, cutting accuracy up to 0.25μm, high cutting precision.
2. Complete functions include slicing, trimming, fast backward, fast forward, conversion, etc.
3. LCD screen displays the thickness and quantity of slicing and trimming completed by the control system.
4. Equipped with drive overload alarm protection mechanism.
5. Can select paraffin block clamp or cassette clamp.
6. Can lock the handwheel at any position. Precise balance adjustment for safe operation.
7. Waste tray with large capacity and easy to dismantle for cleaning after use.
8. Crossed roller guides and screws ensure cutting accuracy.

Specification

Model	MT-S3360
Section Thickness Setting Range	0 – 60μm
	0~1μm increment 0.25μm
	1~10μm increment 1μm
	10~20μm increment 2μm
	20~60μm increment 5μm
Trimming Thickness Setting Range	0- 900μm
	1~10μm increment 1μm
	10~20μm increment 2μm
	20~100μm increment 5μm
	100~900m increment 50μm
Minimum Setting of Sectioning Thickness	0.25μm
Total Horizontal Specimen Feed	28mm
Vertical Specimen Stroke	52mm
Movement Range of the Base of Blade Holder Base	0-60mm (front to back)
Movement Range of the Blade Press plate	0-23mm
Specimen clamp Rotation	Any angle within 360 degrees
Specimen Orientation	XY – 8°
Maximum Specimen Size	50×70mm (optional clamp)
Precision Error	±1%
Power Supply	AC 220V±10% 50Hz (standard model); Ac110V±10% 60Hz
Power	100W
Dimensions(W×D×H)(mm)	580×410×305
Shipping size(W×D×H)(mm)	690×570×490
N.W./G.W. (kg)	38/50

Description

The MT-S3360 operates more intelligently than the MT-S3315. Although both are semi-automatic microtomes, an intelligent high-precision control system controls the MT-S3360's sample feed drive, which enables semi-ultra-thin slicing. A red protection bar also covers the entire blade for maximum user protection.

MT-S3360 semi-automatic microtome adopts a streamlined design, beautiful appearance and more stable performance.

BAWEIS MEDICAL EQUIPMENT

Semi Automatic Rotary Microtome

Fast Freezing Semi Automatic Microtome







Description

This semi automatic microtome consists of a rapid freezing system and a rotary slicer, this machine is intelligent, fast freezing and easy to operate.

Advantage

1. Automatic return of specimens.

2.Preset and current temperatures are displayed in the LCD.

3.Optimal slicing angle of 60° between freezing probe and slicing blade.

4.Defrosting temperature display, can save the preset temperature by itself after working.

5.Slicing temperature can be reached in 4-7 minutes after freezing, which is very fast and energy-saving.

6.Dual function section: freezing and paraffin use.

Specification

Model	MT-S3390
Section Thickness Setting Range	0.25~100μm
	0.25~2.5μm increment 0.25μm
	2.5~5μm increment 0.5μm
	5.0~10μm increment 1μm
	10~30μm increment 2μm
	30~60μm increment 5μm
	60~100m increment 10μm
Trimming Thickness Setting Range	1~600μm
	1~10μm increment 1μm
	10~20μm increment 2μm
	20~50m increment 5μm
	50~150μm increment 10μm
	150~600m increment 50μm
Retraction Setting Range	0~50μm (0 is off)
	5-10-15~50 (optional)
Whole layer clearance distance Range	10~6000μm
	10-12-15-20-25~5000~6000μm
Minimum Setting of Sectioning Thickness	0.25μm
Total Horizontal Specimen Feed	28mm
Vertical Specimen Stroke	70mm
Movement Range of the Base of Blade Holder Base	0-60mm (front to back)
Movement Range of the Blade Press plate	0-23mm
Specimen clamp Rotation	at any angle within 360 degrees.
Specimen Orientation	XY – 8°
Maximum Specimen Size	70×70mm(optional clamp)
Feed speed adjust	1500μm/s ~ 3500μm/s
Precision Error	±1%
Power Supply	Ac 220V±10% 50Hz (standard model) / Ac110V±10% 60HZ
Power	100W
Dimensions(W×D×H)(mm)	575×420×330
Shipping size(W×D×H)(mm)	680x570x470
N.W./G.W. (kg)	37/53

BAWERS MEDICAL EQUIPMENT

Paraffin Trimmer



Description

The PT-XF block trimmer removes excess wax from the outside of tissue cassettes and excess wax from the edges of tissue cassettes after paraffin embedding.

The block trimmer allows for the quick removal of paraffin wax to properly fix the block in a quick-release clamp or slicer vise for optimal sectioning quality. The unit is compact and well-designed for easy and fast sectioning. It uses a microcomputer chip for precise temperature control and does not stick stray wax on Teflon-coated surfaces.

Advantage

1Fully computerized automatic control.

2.Adopting new heating elements, fast heating speed, energy-saving and reliability.

3.American-made temperature sensor, accurate and reliable.

4.Automatically save the latest operation settings.

5.Automatically save the set temperature after the equipment is running.

6.LED display heating status.

Specification

Model	PT-XF
Working area	230×160mm
Temperature Range	Continuously adjustable within 0 – 90℃
Temperature Control Precision	±1℃
Power Supply	220V±10%50HZ or 110V±10% 50/60Hz
Consumption	150W
Dimensions(W×D×H)(mm)	255×180×155
Shipping size(W×D×H)(mm)	350x280x250
N.W./G.W. (kg)	2.5/4

Paraffin Dispenser



Description

Introducing the PD-BMR paraffin dispenser – A high-quality solution with keyboard control, microcomputer automation, and digital display.

Advantage

1.Achieves precise temperature control with intelligent digital technology, under full computer automation.

2.Incorporates innovative heating elements for rapid, energy-efficient, and dependable heating performance.

3.Temperature sensors sourced from the USA ensure precision and reliability in temperature regulation.

4.Automatically retains the most recent user settings, ensuring convenience and consistency.

5.Boasts a memory function that automatically saves preset temperature settings after each operation.

6.Features an LED display to provide a clear and real-time visualization of the heating status.

Specification

Model	PD-BMR
Temperature Range	Continuously adjustable within0- 100℃
Temperature control precision	±1℃
Capacity	10000 ml
Power Supply	AC 220V+10% 50Hz (standard model); ACI10V +10% 60Hz
Consumption	1200W
Dimensions(W×D×H)(mm)	355x 410x 540
Shipping size(W×D×H)(mm)	520x480x580
N.W./G.W. (kg)	17/20

Microscope Slide Cabinet



SC-101

The base is made of SPCC1.2 cold-roll steel sheets, the main body and drawers are made of SPCC 0.8 cold-roll steel sheets. A total of 84 drawers (12 layers and 7 drawers in each layer) accommodate up to 75,600 microscope slides with 900 in each drawer.

ABS sliding rails underneath the drawers offer smooth sliding while inside hidden locks prevent unexpected opening. The handles are made of chrome-coated ABS.

The interior space of each drawer is divided into two sections to make filing more convenient.

The surface of the cabinet was subject to a series of treatments, including oil removal, conditioning, zinc phosphate coating, sandblasting, and powder-spray coating.

The slots are specifically manufactured using a metal mold. The labeling slots are manufactured through an integrated stamping and forming operation.

Each drawer can be individually locked and this technology is in the process of patent application.



SC-101L

The base is made of SPCC1.2 cold-roll steel sheets (BaoSteel), the main body and drawers are made of SPCC 0.8 cold-roll steel sheets. This cabinet consists of a base and 12 layers of 72 drawers (6 drawers in each layer; a total of 72 drawers) accommodate up to 64,800 microscope slides with 900 in each drawer.

Each layer can be individually locked.

ABS sliding rails underneath the drawers offer smooth sliding while inside hidden locks prevent unexpected opening. The handles are made of chrome-coated ABS.

The interior space of each drawer is divided into six sections to make filing more convenient. The surface of the cabinet was subjected to a series of treatments, including oil removal, conditioning, zinc phosphate coating, sandblasting, and powder-spray coating.

The slots are specifically manufactured using a metal mold. The labeling slots are manufactured through an integrated stamping and forming operation.

Each drawer can be individually locked and this technology is in the process of patent application.

Specification

Model	SC-101 SC-101L
Dimensions(W×D×H)(mm)	450x478x1620
Shipping size(W×D×H)(mm)	590x550x1700
G.W. (kg)	40

Paraffin Block Cabinet



Description

The base is made of SPCC1.2cold-roll steel sheets, the main body and drawers are made of SPCC 0.8 cold-roll steel sheets. This cabinet includes a base and three modules on the top that contain 18 drawers (6 drawers in each module) that accommodate up to 11,000 tissue blocks. Movable dividing boards inside the drawers make filing more flexible.

The hidden handles are made of chrome-coated ABS. The slots are specifically manufactured using a metal mold. The labeling slots are manufactured through an integrated stamping and forming operation.

Specification

Model	PBC-102
Dimensions(W×D×H)(mm)	450x478x1295
Shipping size(W×D×H)(mm)	590x550x1400
G.W. (kg)	40

Slide Drying Cabinet

CE



Description

The base is made of SPCC1.2cold-roll steel sheets, the main body and drawers are made of SPCC 0.8 cold-roll steel sheets. This cabinet includes a base and three modules on the top that contains 18 drawers (6 drawers in each module) that accommodate up to 9,000 microscope slides. Numbered labels inside the drawers make filing more convenient.

The hidden handles are made of ABS. The slots are specifically manufactured using a metal mold. The labeling slots are manufactured through an integrated stamping and forming operation.

Specification

Model	SDC-103
Dimensions(W×D×H)(mm)	450x478x1295
Shipping size(W×D×H)(mm)	590x550x1400
G.W. (kg)	40

BAWERS
MEDICAL EQUIPMENT

Tissue Slide Dryer



Advantage

1.Adopt new heating element, fast heating, long life, energy saving.

2.Display actual temperature and preset temperature.

3.Automatic memory and recovery function: after switching on, all preset temperature data are automatically stored in the system.

4.Special surface material with extreme abrasion and corrosion resistance.

Specification

Model	SD-I
Temperature range	RT~90℃
Temperature control precision	±1℃
Table size	340×260 mm (56 slides)
Power Supply	AC 100V～120V/AC 220V～240V;50/60Hz
Consumption	200W
Dimensions(W×D×H)(mm)	350×340×120
Shipping size(W×D×H)(mm)	430x440x210
N.W./G.W. (kg)	6/8

Tissue Slide Dryer

Tissue Slide Dryer



Advantage

1. High-quality slide dryer with keyboard control, microcomputer automatic memory.

2.LED lighting, digital screen to monitor the heating temperature in real-time, intuitive and clear.

3.DC low-voltage lighting systems and removable transparent heating discs are easy to operate and can meet the needs of different users.

4.Real-time display of all parameters such as preset temperature, working temperature, text status, etc.

5.Temperature is automatically programmed and controlled by a single-chip microprocessor.

6.Adopting new high thermal conductivity heating element, uniform, and fast heating.

7.PID control, triple temperature control, long life, safety and reliability.

8.Adopt a temperature-sensitive integrated block to measure the temperature accurately.

9.Unique temperature control and monitoring system, wear-resistant and corrosion-resistant, to ensure accurate temperature.

Specification

Model	SD-III
Temperature range	RT~90℃
Temperature control precision	±1℃
Table size	340×260 mm (60 slides)
Power Supply	AC 100V～120V/AC 220V～240V;50/60Hz
Consumption	200W
Dimensions(W×D×H)(mm)	350×340×130
Shipping size(W×D×H)(mm)	430x430x210
N.W./G.W. (kg)	7/9

Tissue Slide Dryer



Advantage

1.Incorporate an innovative heating element known for its rapid heat conduction, extended lifespan, and energy-efficient qualities.

2.Featuring an automatic temperature memory function that preserves your desired settings following operation.

3.Provide a clear visual display of both the pre-set temperature and the real-time current temperature.

4.Crafted from specialized materials renowned for their resistance to corrosion and wear, ensuring durability and longevity.

Specification

Model	SD-II
Temp. setting	30~90°C (constant adjusting)
Temp. accuracy	±2°C
Ambient temperature	0°C~40°C
Power Supply	AC220V 50Hz, 50/60Hz
Shipping size(W×D×H)(mm)	450x420x200
N.W./G.W. (kg)	7/11

Tissue Water Bath



Advantage

1.Glass tub with adjustable LED illumination with ultra-bright maximum intensity.

2.Water bath can be set from room temperature up to 90°C.

3.Special surface material for durability and corrosion resistance.

4.Provides stable temperature control and buoyancy support.

Specification

Model	TF-I
Temperature range	RT~90℃
Temperature control precision	±1℃
Dimensions of water bath dish	240×180×50 mm
Power Supply	AC 100V～120V/AC 220V～240V;50/60Hz
Consumption	200W
Dimensions(W×D×H)(mm)	350×340×120
Shipping size(W×D×H)(mm)	430x440x210
N.W./G.W. (kg)	6/8

BAWERS
MEDICAL EQUIPMENT

Tissue Embedding Center&Cooling Plate

CE





Advantage

1.An American microprocessor controls the temperature and all functions are controlled by an intuitive control panel, including programmable operating hours.

2.The five heating zones of the paraffin chamber, paraffin dispenser, left and fitting holding rooms and the heating plate (work zone) are individually controlled and work independently without interfering.

3.Automatic memory and recovery function.

4.Separate design of the freezing module and the embedded module provides flexible module configuration options.

5.Large granite work area for easy cleaning of excess paraffin wax.

6.Temperature control. In addition, double overheating protection, safe and reliable.

7.Safe and reliable low voltage lighting system.

8.Heated work plates and forceps holes make tissue embedding easy.

9.Two heated trays provide preheating capacity for 80 embedding cassettes and 200 embedding molds.

Specification

Model	TE-I	CS-I
The paraffin-heating maximum temperature	70℃	
Paraffin Chamber Capacity	3L	
Temperature Range of Forceps Wells	55 – 70℃	
Temperature Range of Paraffin-melting Chamber	55 – 70℃	
Temperature Range of Thermal Storage Compartments	55 – 70℃	
Temperature Range of Heated Working Areas	55 – 70℃	
Temperature Range of Paraffin dispenser	55 – 70℃	
Temperature Control Precision	±1%	
Paraffin Flow Control	Paraffin flow control via finger touch plate and optional foot pedal	
Fully programmable ON/OFF control	Allows automatic system start and stop anytime weekly	
Working Temperature of Cryo-Module	≤ -20℃	
Power Supply	AC 220V±10% 50Hz (standard model),AC110V±10% 60Hz	
Consumption	650W	300W
Dimensions(W×D×H)(mm)	525×550×385	590×345×385
Shipping size(W×D×H)(mm)	690x650x540	720x470x550
N.W./G.W. (kg)	36/45	32/42

Tissue Embedding Center&Cooling Plate

Tissue Embedding Center&Cooling Plate

CE





Advantage

1.Microprocessor control system.

2.The Paraffin chamber, paraffin dispenser, left and right preservation room, heating plate (work area), and five heating areas separate control independent work do not interfere with each other.

3.Automatic memory and recovery function.

4.A tissue embedding system, cooling plate, and preservation table can be used separately or in combination.

5.Separate design of the freezing module and embedding module provides flexible module configuration choices.

6.Large working area for easy cleaning of excess paraffin wax.

7.The cooling plate adopts a new inverter compressor and can freely adjust the temperature between +50℃～-35℃, with double overheating protection, safe and reliable.

8.Safe and reliable low voltage lighting system.

9.Heated working plate and forceps holes make tissue embedding more convenient.

Specification

Model	TE-III	CS-III	SS-I
Paraffin Chamber Capacity	5L		
Temperature Range of Forceps Wells	RT – 99℃		
Temperature Range of Paraffin Chamber	RT – 99℃		
Temperature Range of Thermal Storage Compartment	RT – 99℃		
Temperature Range of Working Plate (hot plate)	RT – 99℃		
Temperature Range of Paraffin Dispenser	RT – 99℃		
Temperature Range of Thermal Storage Plate	RT – 99℃		
Temperature Control Precision	±1%		
Thermal Storage Compartment Capacity	4.5L		
Paraffin Flow Control	Paraffin flow control via finger touch plate and optional foot pedal		
Fully programmable ON/OFF control	Allows automatic system start and stop anytime weekly		
Temperature Range of Storage plate	RT~99℃		
Temperature Setting of Cryo Module	+5~ -20℃ （Temperature control mode）		
	The lowest temperature can reach -28c (Super cooling mode)		
Temperature of Small Cold Plate	＜5℃		
Dimensions of working plate (EBD-3)	155×90mm		
Dimensions of small cold plate (EBD-3)	60×50mm		
Dimensions of Cryo Module (EBD-CL3)	340×322mm		
Power Supply	AC 220V±10% 50Hz (standard model); AC110V±10% 60Hz		
Consumption	1000W	300W	180W
Dimensions(W×D×H)(mm)	670×590×445	685×380×430	620×380×425
Shipping size(W×D×H)(mm)	785x710x625	815x500x600	765x500x590
N.W./G.W. (kg)	40/48	36/46	18/27

BAWERS MEDICAL EQUIPMENT

Histology Tissue Embedding Center



Advantage

1.SCan adjust the magnifier in any direction and at any angle.

2.OLED screen: energy-saving, clear display, no need for background light, clear field of view at any angle without blind spots.

3.Adopt flexible heating mechanism and PID technology to achieve fast heating and precise temperature control.

4.The seven working areas of the paraffin chamber, paraffin distributor, left and right heat storage chambers, heating plate (working plate), small cooling plate and freezing module are controlled individually and work independently without interfering with each other.

5.The distributor is heated by wrapped heating film, which is smooth, safe, and reliable.

6.Two sides of the trimming board, convenient for tissue block trimming.

7.All buttons are equipped with light tubes and can adjust the angle and brightness so that specimen observation is easy and convenient.

8.With an automatic action function to ensure that the unit continues to work after power failure.

Specification

Model	TE-IV
Paraffin Chamber Capacity	6 L
Temperature Ranges	RT~85℃
Temperature Control Precision	±1℃
Paraffin Flow Control	Paraffin flow control via finger touch plate and optional foot pedal
Fully programmable ON/OFF control	Allows automatic system start and stop anytime weekly
Dimensions of Paraffin Chamber (EBD-4)	495×132×95
Dimensions of Thermal Chamber (each of two)	240×160×50
Working area of Embedding Module	540×93mm
Dimensions of small cold plate	60×50mm
Power Supply	AC 220V±10% 50Hz (standard model); AC110V±10% 60Hz
Consumption	1000W (TE-IV)
Dimensions(W×D×H)(mm)(EBD-4)	675×575×390
Shipping size(W×D×H)(mm)	800x720x570
N.W./G.W. (kg)	48/60(TE-IV)

Tissue Embedding Center&Cooling Plate



Main Control Panel

1.Large ergonomic work surface allows multiple samples to be processed simultaneously.

2.Large cold point peltier designed to orientate small and large samples (jumbo cassettes).

3.Work start time and date can be programmed automatically.

4.Tissue embedding cassettes and bottom mold trays are removable and can be set to different temperatures.

Freezing console

1.It consists of a compressor-cooled work surface for rapidly cooling paraffin blocks.

2.The teflon-coated surface minimizes icing and is easy to clean.

3.You can adjust the temperature from ambient to -13 degrees celsius.

4.It can be used as a stand-alone unit near the slicer workstation.

Specification

Model		TE-II
main body	Temperature	RT~ 99°C; Increment1°C
	Capacity	Paraffin reservoir: 3.2 L
		Cassetes/molds tray: 1.4L
	Power Supply	220V/50Hz, 110V/60Hz
	Dimensions(W×D×H)(mm)	560x530x350
	Shipping size(W×D×H)(mm)	670x620x590
	N.W./G.W. (kg)	35/45
Cooling center	Temperature	RT ~ -20 °C
	Ambient temperature	0c～45°C
	Power Supply	220V/50Hz,110V/60Hz
	Operating mode	Automatic
	Dimensions(W×D×H)(mm)	340x540x410
	Shipping size(W×D×H)(mm)	670x450x590
	N.W./G.W. (kg)	30/39

Tissue Embedding Center&Cooling Plate

CE



Description

The tissue embedding center consists of two modules, independently designed to meet different customer usage habits for left-to-right or right-to-left placement positions. The large working surface allows the user to process multiple samples at the same time. You can set the temperature and work start time via the control panel.

Main Control Panel

1.Large ergonomic work surface allows multiple samples to be processed simultaneously.

2.Large cold point peltier designed to orientate small and large samples (jumbo cassettes).

3.Work start time and date can be programmed automatically.

4.Tissue embedding cassettes and bottom mold trays are removable and can be set to different temperatures.

Freezing console

1.It consists of a compressor-cooled work surface for rapidly cooling paraffin blocks.

2.The teflon-coated surface minimizes icing and is easy to clean.

3.You can adjust the temperature from ambient to -13 degrees celsius.

4.It can be used as a stand-alone unit near the slicer workstation.

Specification

Model		TE-V
main body	Temperature	RT~ 99°C
	Temp. accuracy	±1°C
	Capacity	Paraffin reservoir : 6.0 L
		Cassette/mold tray 1.6 L
	Power Supply	220V,50Hz
	Dimensions(W×D×H)(mm)	600x650x460
	Shipping size(W×D×H)(mm)	780x770x740
	N.W./G.W. (kg)	45/55
Cooling center	Working temperature	0~ -20°C
	Temp.accuracy	±1°C
	Operating mode	Automatic
	Power Supply	220V ,50Hz
	Dimensions(W×D×H)(mm)	410x660x450
	Shipping size(W×D×H)(mm)	740x520x660
	N.W./G.W. (kg)	40/50

BAWERS MEDICAL EQUIPMENT

Tissue Water Bath



Advantage

1.Large LCD screen with clear display.

2.Unique control microprocessor, maximally meet the needs of different customers.

3.Fast heating efficiency, long life.

4.Energy saving, reliable quality.

Specification

Model	TF-II
Temperature range	RT~90℃
Temperature control precision	±1℃
Dimensions of water bath dish	260×220×65mm
Power Supply	AC220V 50Hz ; AC110V 60Hz;50/60Hz
Consumption	400VA
Fuse	F6A L 250AC
Dimensions(W×D×H)(mm)	340x400x140
Shipping size(W×D×H)(mm)	550x490x260
N.W./G.W. (kg)	6/8

Tissue Water Bath

Tissue Water Bath



Advantage

1. Large LCD screen with clear display.

2.Unique control microprocessor, maximally meet the needs of different customers.

3.Fast heating efficiency, long life.

4.Energy saving, reliable quality.

Specification

Model	TF-III
Temperature range	RT~85℃
Temperature control precision	±1℃
Dimensions of water bath dish	350×220×45mm
Power Supply	AC 100V～120V/AC 220V～240V;50/60Hz
Consumption	400W
Dimensions(W×D×H)(mm)	510×420×150
Shipping size(W×D×H)(mm)	620x520x270
N.W./G.W. (kg)	9/15

BAWERS
MEDICAL EQUIPMENT

Tissue Water Bath



Advantage

1.Large LCD screen with clear display.

2.Unique control microprocessor, maximally meet the needs of different customers.

3.Fast heating efficiency, long life.

4.Energy saving, reliable quality.

Specification

Model	TF-IV
Temp.setting	RT~90°C (constant adjusting)
Temp.accuracy	±2°C
Ambient temperature	0~40°C
Power Supply	220V/50Hz
Shipping size(W×D×H)(mm)	450x420x200
N.W./G.W. (kg)	7/11

Tissue Water Bath & Slide Dryer



Advantage

1. The display can detect the heating temperature in real time.

2.Simple to operate, maximizing user satisfaction.

3.DC low voltage lighting system and removable transparent heating discs.

4.PID control.

5.Triple temperature control.

6.New heating mechanism, using new high thermal conductivity heating element, heating evenly and quickly.

7.Temperature control probe surface with special black material, wear-resistant, corrosion-resistant ability, fast conductivity, real-time measurement.

8.After switching on, all preset temperature data are automatically stored in the system.

Specification

Model	TFSD-I
Temperature range	RT~75℃
Temperature control precision	±1℃
Dimensions of water bath dish	350×220×45 mm
Dimensions of baking table	330×90 mm (26 slides)
Power Supply	AC 100V～120V/AC 220V～240V;50/60Hz
Consumption	500W
Dimensions(W×D×H)(mm)	510×420×150
Shipping size(W×D×H)(mm)	620x520x270
N.W./G.W. (kg)	9.5/13

Tissue Water Bath & Slide Dryer



Advantage

1.Featuring a spacious LCD display for clear indication of the heating status, complete with intuitive icons for user-friendly operation.

2.Utilizes advanced PTC heating material for rapid and uniform heating, minimizing energy wastage with low heat inertia.

3.Incorporates a precise temperature sensing block from the reputable American company, DALLAS Corporation, ensuring accurate temperature measurements and reliable performance.

4.Independently controlled heating elements for the bath and roasting plate, allowing them to operate autonomously without interference.

5.Convenient automatic temperature memory and recovery, storing the last temperature setting upon startup.

6.Utilizes energy-efficient LED technology for light transmission, with a convex lens for easy viewing, all while consuming minimal voltage and energy.

Specification

Model	TFSD-II
Temperature control range of floating slide	RT~70℃
Temperature control range of drying slide	RT~100℃
Temperature control precision	±1℃
Dimensions of water bath dish	155×155×55 mm
Dimensions of baking table	405×130 mm (32 slides)
Power Supply	AC 100V～120V/AC 220V～240V;50/60Hz
Consumption	600W
Dimensions(W×D×H)(mm)	475×460×175
Shipping size(W×D×H)(mm)	640x580x350
N.W./G.W. (kg)	13/16

Fully Automatic Tissue Processor

Fully Automatic Tissue Processor



Advantage

1.Streamlined design for better aesthetics.

2.APS coating with high corrosion resistance.

3.Large-capacity reagent cups can process more than 40 tissue specimens simultaneously.

4.The glass cover is well-sealed. Not only can you check the processing progress at any time, but also the gas can be discharged, which is environmentally friendly and safe.

5.Low noise, small footprint.

6.Intelligent design, not affected by any abnormality or power failure during operation.

7.The internal dry heating mechanism, high precision temperature control.

8.Can make Manual adjustments at any time during the programmed automatic operation.

Specification

Model	TP-A1
Number of Cups	12 (9 for reagents, 3 for paraffin)
Capacity of Each Cup	700 ml
Length of Processing Time in the Cup	Any length between 0 and 99 hours for the first cup; Any length between 0 and 24 hours for the other cups
Temperature Range	RT~80c
Dripping Time	Approximately 30 s
Frequency of Agitation	2 times/minute
Tissue Protection Cup	at the 7th station
Working Voltage	AC220V±10% 50Hz (standard model) AC110V±10% 60Hz
Power Requirements	500 W
Heating Control	heating automatically begins when the tissue enters the 2nd cup, thus avoiding unnecessary energy waste
Dimensions(W×D×H)(mm)	795×435×415
Shipping size(W×D×H)(mm)	970x560x600
N.W./G.W. (kg)	60/75

Fully Automatic Tissue Processor

Fully Automatic Tissue Processor



Advantage

1.The UPS provides built-in overload and short-circuit protection, and the equipment can still work normally during power outages or voltage fluctuations.

2.Timely and automatic judgment and recovery from abnormal events.

3.Green internal circulation air purification system, efficient adsorption and removal of toxic gases.

4.Smooth and noiseless operation.

5.Imported high-quality parts to ensure the stable and reliable operation of the tissue processor.

6.Beautiful design.

Specification

Model	TP-A3A
Number of Cups	12 (nine cups for reagents and three cups for paraffin)
Length of Processing Time	Adjustable within 0-99 hours for the 1st station and within 0-24 hours for other stations
Temperature Range of Paraffin Cup	adjustable within RT~99℃dual protection
Heating Mechanism	Internal dry heating automatically begins when the tissue enters the 2nd cup, thus avoiding
Capacity of Single Cup	unnecessary energy waste.
Temperature Control Precision	1000ml
Dripping Time	±1℃
Frequency of Agitation	Adjustable within 10-60s; shake/drip above cup
Battery	2 times/minute
Acceptable Temperature Range of	Battery backup with more than 6 hours of continual running power
Operation Environment	0~40℃
Power Supply	AC 220V±10% 50Hz (standard model); AC110V±10% 60Hz
Power	500W
Dimensions(W×D×H)(mm)	1010×420×450
Shipping size(W×D×H)(mm)	1200x560x580
N.W./G.W. (kg)	88/105

Economy Automatic Tissue Processor



Advantage

1.Abnormal situations, timely judgment and automatic treatment.

2.Waterless dual-control heating.

3.Adoption of rack and pinion transmission, which can reduce mechanical failure.

4.According to different organizations, a variety of operating schemes are available for customers to choose from.

5.Can discharge internal circulation of purified air through the window.

6.Multiple backup programs available.

7.Up to 6 hours of operation even after power failure.

Specification

Model	TP-A1500
Tanks	12 tanks (3 wax tanks in the end)
Capacity of single tank	1500ml
Single basket capacity	75 specimens
Single-tanks processing time	0~99 h
The temperature of wax tanks	Can be randomly set within the range of 99c
Time for cylinder to be lifted	38 seconds
Tissue-protection tanks	7th tank
Times of mixing per minute	3 times
Dimensions(W×D×H)(mm)	1260x570x640
Shipping size(W×D×H)(mm)	1330x860x600
N.W./G.W. (kg)	110/140

Fully Automatic Enclosed Tissue Processor



Advantage

1.15-inch large touchscreen.

2.More environmentally friendly and safe, adopting a closed processing system, no gas leakage pollution.

3.Sample processing when the sample does not move reagents effectively avoids the risk of mechanical failure.

4.Can book Work time.

5.10 sets of programs are stored in the system, which can set according to the needs.

6.The patented design of cassette holder so that the reagents and samples are in complete contact with each other.

7.Magnetic stirring function shortens the tissue processing time, and the processing effect is good.

8.High processing capacity up to 400 cassettes.

9.With over-temperature protection function in case of accidental heating.

10.Automatic wax change function.

Specification

Model	TP-EQ1
Numbers of Reagent Station	12
Tissue Processing Station	NO.1 to No.9 Station
Washing Station	No.14 to No.16 Station
Numbers of Wax Tank	3(No.10,12 and 13)
Numbers of Working Station	1
Capacity of Processing Station	9L
Capacity of Reagent Station	6L
Temperature of Processing Station	Medium is the solvent: ≤45c
	Medium is the Wax: 58c-70c
Operation pressure	＜0.1Mpa
Wax temperature	58-70℃
Wax melt time	＜3 hours
Power input	＜1500VA+10%
Time for immerse	0~99 hours 59 minutes
Power Supply	AC220V±10%,50/60Hz
Time for Inflow Liquid	no more than 5min
Time for Exclude Liquid	no more than 5Min
Stirring time	set randomly
Interval time for Stirring	set randomly
Operation mode	manual and automatic
Dimensions(W×D×H)(mm)	650×650×1350
Shipping size(W×D×H)(mm)	750*750*1360
N.W./G.W. (kg)	170/200

Fully Automatic Tissue Processor



Advantage

1.Streamlined design with APS coating for ergonomics, ruggedness and ease of cleaning.

2.Battery backup for over 30 hours of operation, power failure protection, and automatic recovery from abnormal events.

3.Simultaneous dewatering of approximately 100 tissue specimens with smooth operation.

4.It can store an LCD screen with a clear display and 20 editable programs.

5.Internal circulation air purification system, efficient adsorption and removal of toxic gases.

6.Real-time visual simulation, icon dynamic display of the working state, clear and intuitive.

Specification

Model	TP-A3B
Number of Cups	12 (9 for reagents, and the cups at the 10th, 11th, and 12th stations are used for paraffin melting)
Capacity of Each Cup	1500ml
Lengt of Processing Time in the Cup	Any length for the first cup (Extended Time),Any length between 0 and 24 hours for the other cups
Temperature Range	RT~80℃
Dripping Time	Adjustable within 10-60s; shake/drip above cup
Frequency of Agitation	Adjustable within 0-6 times/minute
Tissue Protection Station	any station from the 1st to 7th station as preset
Power Supply	AC220V±10% 50Hz (standard model); AC110V±10% 60Hz
Power	500 W
Dimensions(W×D×H)(mm)	1055×480×495
Shipping size(W×D×H)(mm)	1240x640x640
N.W./G.W. (kg)	86/105

Fully Automatic Tissue Processor

Fully Automatic Tissue Processor



Advantage

1.Small running noises placed in the laboratory will not interfere with the experiment.

2.Imported high-quality parts, smooth operation.

3.The system can store up to 20 editable programs and simultaneously process approximately 150 tissue samples.

4.Battery backup for a long time and power failure during operation will not disturb the experiment.

5.An internal the effectively air purification system and good exhaust configuration can improve the operating environment.

6.Processing time is displayed on the screen and can be manually adjusted at any time during operation.

7.A high degree of intelligence, with automatic fan, light control.

Specification

Model	TP-A3D
Number of Cups	12 (The 1st to 9th stations for reagents and the 10th to 12th stations for paraffin melting)
Capacity of Each Cup	2000 ml
Temperature Range	RT~80℃
Temperature Control Precision	±1℃
Length of Processing Time in the Cup	Any length for the first cup (Extended Time), Any length between 0 and 24 hours for the 2nd to 12th cup
Dripping Time	Adjustable between 10s and 60s; shake/drip function above cup
Frequency of Agitation	Adjustable within 0~6 times/minute
Tissue Protection Station	any station from the 1st to 7th station as preset
Power Supply	AC220V±10% 50Hz (standard model)AC110V±10% 60Hz
Power	500 W
Dimensions(W×D×H)(mm)	1170×465×535
Shipping size(W×D×H)(mm)	1340x610x710
N.W./G.W. (kg)	101/126

Double Baskets Automatic Tissue Processor



Advantage

1.Streamlined design with APS engineering plastics coating makes it beautiful and durable.

2.A flexible transmission mechanism ensures smooth and noiseless operation.

3.Dual mechanism operation doubles the processing capacity.

4.Save up to 20 programs and process more than 200 tissue samples simultaneously.

5.The internal circulation air purification system adsorbs, removes and decomposes toxic and harmful gases in the instrument.

6.The fan operates for 10 seconds per minute when the basket is lowered.

7.Automatic heating when necessary to save energy and with power failure protection.

8.Adjustable stirring times from 0-6 times/minute to ensure that all tissues are saturated, homogenized, and fully.

Specification

Model	TP-A3S
Number of Cups	14(10 for reagents, and the cups at the 11th, 12th, 13th, and 14thstations are used for paraffin melting);
Number of baskets	2
Capacity of Each Cup	1500ml
Temperature range	RT~800℃
Temperature Control Precision	±1℃
Length of Processing Time in the Cup	Any length between 0 and 99 hours for the 1st and 2nd cup, Any length between 0 and 24 hours for the 3nd to 14th cup
Dripping Time	Adjustable within 10s – 60s,shake/drip above cup
Frequency of Agitation	Adjustable within 0~6 times/minute
Power Supply	AC220V±10%50HZ (standard model); AC110V±10% 60HZ
Power Requirements	550W
Dimensions(W×D×H)(mm)	1250×440×495
Shipping size(W×D×H)(mm)	1400x610x640
N.W./G.W. (kg)	88/105

Double Baskets Automatic Tissue Processor

Double Baskets Automatic Tissue Processor



Advantage

1.Streamlined design with APS engineering plastics coating makes it beautiful and durable.

2.Dual-organism operation mode allows for multiple processing of tissues.

3.According to the size of the tissue texture, where can sort the differences in tissue in different dehydration baskets, the mixed load processing effect could be better to avoid the tissue size.

4.Rolling tissue processing mode to maximize the use of the machine value.

5.A, B each 20 sets of programmable.

6.Internal circulation air purification system, adsorption, removal, and decomposition of toxic and harmful gases in the apparatus.

10.Power failure protection, automatic fan and lighting control, and automatic heating function judgment, saving energy consumption.

11.After automatic operation, you can insert manual operation at will to facilitate the user to check or add tissue in the middle of the run.

12.It can complete the dehydration of not less than 250 tissues simultaneously.

Specification

Model	TP-A3SI
Number of Cups	14(10 for reagents, and the cups at the 11th, 12th, 13th, and 14thstations are used for paraffin melting)
Baskets	2 baskets,Dehydration basket is divided into three layers to ease the categorization of tissue.
Capacity of Each Cup	2000 ml
Temperature range	RT – 80c
Temperature Control Precision	±1c
Length of Processing Time in the Cup	Any length between 0 and 99 hours for the 1st and 2nd cup,Any length between 0 and 24 hours for the 3nd to 14th cup
Dripping Time	Adjustable within 10s – 60s; shake/drip above cup
Frequency of Agitation	0~6 times/min adjustable
Power Supply	AC 220V±10% 50Hz (standard model); AC110V±10% 60Hz
Power	550 W
Dimensions(W×D×H)(mm)	1370×440×525
Shipping size(W×D×H)(mm)	1550x610x660
N.W./G.W. (kg)	112/137

Advanced Automatic Tissue Processor





Advantage

1.Suitable for hospital pathology department, scientific research unit, animal and plant tissue dehydration.

2.Computerized control of the whole working process, easy to operate.

3.Equipped with a replacement canister, you can easily place the samples in any working position.

4.Power failure protection and accidental alarm.

5.The inner liner adopts TEFLON paint, anti-pollution and anti-corrosion.

6.Wide range of time design: delay time 59 hours and 59 minutes.

7.Adopt the agitation dehydration method, mix the tissue and solvent, and paraffin wax fully.

Specification

Model	TP-A6A	TP-A6B
Tissue Processing Steps	12 steps	
Number of Reagent Cups	9, with a volume of 1.2L (2.3L for a larger volume)	
Number of Paraffin Cups	3, with a volume of 1.0L (1.8L for a larger volume)	
Program	10 programs	
Duration in each cup	0-10 hours	
Maximal turn-on delay	1 month	
Minimum time interval setting	1 min	
Frequency of basket stirring	≥10 times/hour, 30 sec for each time	
Power	500W (1.2L), 1000W (2.3L)	
Size of Basket	Φ95×80mm;	
Working Voltage	AC 220V±10% 50Hz (standard model), 110V,60Hz	
Temperature Range	/	45-85c (±3c)
Vacuum Degree	/	0.053MPa
Dimensions(W×D×H)(mm)	670 (Diameter)×540 (Height, 680 mm at the highest point)	
Shipping size(W×D×H)(mm)	1210X910X800	
N.W./G.W. (kg)	140/175	

Fully Automatic Tissue Processor



Advantage

1.Abnormal situations, timely judgment and automatic treatment.

2.Waterless dual-control heating.

3.Adoption of rack and pinion transmission, which can reduce mechanical failure.

4.According to different organizations, a variety of operating schemes are available for customers to choose from.

5.Can discharge internal circulation of purified air through the window.

6.Multiple backup programs available.

7.Up to 6 hours of operation even after power failure.

Specification

Model	TP-A1000
Tanks	12 Tanks (3 wax tanks in the end)
Capacity of single tank	1000ml
Single Basket Capacity	60 specimens
Single-tanks processing time	0~99 h
The temperature of wax tanks	RT~99℃
Time for cylinder to be lifted	38 seconds
Tissue-protection tanks	7th tank
Dimensions(W×D×H)(mm)	1140x560x580
Shipping size(W×D×H)(mm)	1320x560x580
N.W./G.W. (kg)	90/120

Fully Automatic Enclosed Tissue Processor



Description

This is Scitek's dedicated auto tissue processor for histopathology and routine clinics using the latest advanced technology. It features an innovative smart processor with woven paraffin infiltration, improving sample quality and laboratory economy. Proven enhancements and an intuitive user interface are the hallmarks of the TP-E300.

Advantage

8 programs that consist of up to 9 reagent and 3 paraffin wax steps.

Time per program step: 0 to 99 hours, 59 minutes.

Up to 300 cassettes can be processed simultaneously.

Wax clean program.

10 reagent bottles.

3 wax baths.

2 cleaning solution bottles.

2 condensate bottle.

Hardware and software

Large color LCD

User-friendly, intelligent software.

Alarm system to reminder wrong operation and trouble

Multiple specimen protection system.

Specification

Model	TP-E300
Capacity	Approx. 300 cassettes
Reagent volume (in liters)	6.8 L
Temperature (paraffin)	65 °C
Temperature (processing reagents)	RT~35°C
Temperature (cleaning reagents)	65 °C
Temperature accuracy	±1 °C
Filling time	5 min
Drain time	5 min
Impregnation vacuum	-70 kPa (g)
Impregnation pressure	35 kPa (g)
Fill vacuum	-70 kPa (g)
Drain pressure	35 kPa (g)
General	
Reagent bottles	10
Cleaning solution bottles	2
Maximum bottle volume	4.0 l
Recirculation (pump in/out)	ON/OFF
Time between cycles	15 min
Number of baths	3
Volume (L)	4.0 l per bath
Melt time	Approx. 3 hrs
Temperature	65 c
Temperature accuracy	±1 c
Electricity	AC220V 60HZ
Main fuse	10A
Power	1000 VA
Dry weight, unpacked	Approx. 160 Kg
Weight	210 Kg
Temperature range	15 °C ~35 °C
Relative humidity	10 % ~80 %, non-condensing
Shipping size(W×D×H)(mm)	1290x880x710
N.W./G.W. (kg)	180/230

BAWEIS MEDICAL EQUIPMENT

1500ml Fully Automated Tissue Slide Stainer

Fully Automated Tissue Slide Stainer



Advantage

1.High-quality LCD touchscreen with clear display.

2.Intuitive software, timely response, high efficiency and simple operation.

3.Unique ergonomically designed staining solutions to meet different user needs.

4.The slides are cleaned by circulating water rinsing and have a drying function.

5.A dedicated staining basket can stain dozens of slides quickly, safely, reliably, green and environmentally friendly.

6.Intelligent automatic inlet/outlet/drainage system ensures clean water for each step and improves water efficiency.

7.Low noise, wear-resistant transmission system adopts imported high-quality materials and components to ensure reliable performance.

Specification

Model	TS-I
Number of Processing Cup	14 (12 cups for reagents, the one at the 8th station for washout, and the one at the 1st station for
Length of Processing Time for each station	drying)
Capacity of Single Cup	Adjustable within 0 min 0 s – 59 min 59 s for each station
Number of slides to be processed at same	1500ml
time	72pcs
Power Supply	AC 220V±10% 50Hz (standard model); AC110V±10% 60Hz
Power Requirements	500W
Dimensions(W×D×H)(mm)	1180×420×470
Shipping size(W×D×H)(mm)	1320x560x610
N.W./G.W. (kg)	88/105

Advanced Auto Tissue Slide Stainer

Fully Automated Tissue Slide Stainer



Advantage

1.High-definition sensitive touch-sensitive color LCD, clear display and easy to operate.

2.Support man-machine dialogue; abnormal conditions can be timely alarm. Ensure that you can instruct every operation.

3.Randomly set the start time and automatically display the end time to ensure the task is completed at the specified time.

4.Can set 36 immersion steps, error alarm function.

5.A total of four programs can view online.

6.Randomized start time and automatic end time display ensure the task is completed within the specified time.

7.18 stations, the 10th station for cleaning, the first station for baking station.

8.Environmentally friendly internal circulation air purification system, exhausting harmful gases.

9.0-30s adjustable oscillation and leaching time reduces the chance of reagent mixing and thus prolongs the use of reagents.

Specification

Model	TS-II
Number of Cup	18 (Station 10 is for washing and Station 1 is for drying)
Number of slides processed at the same	52 slides
time	Adjustable within 0 – 59 minutes and within 0 -59 seconds
Length of Processing Time in the Cup	Adjustable within 0-30 s (shakes above cup)
Dripping Time	AC 220V±10% 50Hz (standard model); AC110V±10%
Power Supply	60Hz
Consumption	500 W
Dimensions(W×D×H)(mm)	1175×460×470
Shipping size(W×D×H)(mm)	1320x570x670
N.W./G.W. (kg)	85/115

Fully Automated Tissue Slide Stainer



Advantage

1.Small size, involved in any space placement.

2.Support human-machine communication, easy to learn and use operation.

3.Touch screen interface, reliable performance, simple operation.

4.APS coating, streamlined design is very beautiful.

5.24 slides can be stained simultaneously fast staining process.

6.Wear-resistant transmission system to ensure stable operation and reliable performance.

7.25 sets of staining solutions can be programmed and stored in the system.

8.Intelligent automatic inlet/outlet/drainage system ensures sufficient washing performance at every step and improves water efficiency.

Specification

Model	TS-III
Number of Cup	15 (Station 1 is for drying, Station 2 is for washing, and other 13 stations are for reagents)
Capacity of Each Cup	Approximately 350ml
Length of Processing Time in the Cup	Adjustable within 0 – 59 minutes and within 0 -59 seconds
Temperature Control Precision	±1%
Dripping Time	Adjustable within 0-60s
Agitating frequency	Adjustable within 0-6 times/minute
Store system	9 usernames and passwords can stored in the system to ensure the safety of each user's staining protocol and each user can program 25 sets of staining protocols
Power Supply	AC220V±10% 50Hz (standard model); AC110V±10% 60Hz
Consumption	400W
Dimensions(W×D×H)(mm)	925×250×260
Shipping size(W×D×H)(mm)	1080x390x420
N.W./G.W. (kg)	42/50

Fully Automated Tissue Slide Stainer

Fully Automated Tissue Slide Stainer



Description

This Stainer finds applications in various settings such as hospitals, medical colleges, sanitation and anti-epidemic stations, and biological research laboratories. It offers numerous advantages, including rapid staining, user-friendly operation, and safety features. The unit is equipped with an optical plastic cover and an air exhaust system for enhanced safety and environmental considerations. Additionally, it boasts a slide rack that can be placed at any station and operates through self-induction, ensuring efficient staining processes.

Advantage

1. Compact unit with an LED touch-operated system, featuring an innovative mechanical arm design with minimal energy consumption.

2.Allows for sample addition at any time to enable continuous staining.

3.Supports setting multiple repeat stations when one station requires more time, facilitating expedited staining processes.

4.Stations from No.2 to No.17 can be configured for water cleaning. It features Auto Start/Stop for cleaning and adjustable water flow to meet specific needs.

5.Any station can be designated as the endpoint, signaling completion with an audible alert.

6.Equipped with a water protection device that automatically shuts off water in case of blockage and provides a warning notification.

7.Allows the flexibility to change stations during the automated staining process.

8.Staining progress is visually represented by a dynamic graph for real-time monitoring.

Specification

Model	TS-IV
Capacity	6pcs slides in each holder, for continuous staining process
Numbers of Station	20pcs， (Repeat Station, Clean Bath can be set)
Volume of Station	135ml
Length of Processing Time in the Cup	Adjustable within 0 – 59 minutes and within 0 -59 seconds
Time for Changing Station, Stay and Leaching Liquid	10S
Numbers of Program	10pcs, with remind code for online faulty
Power Supply	AC220V±10% 50Hz / AC110V±10% 60Hz
Consumption	100W
Shipping size(W×D×H)(mm)	840×450×550
N.W./G.W. (kg)	32/40

Isothermal Amplification Fluorescence PCR Detection System



Description

PCR-IAF16 is an economical dual-channel isothermal amplification fluorescence PCR detection system that is compact and lightweight.

Advantage

1. The sidelight detection system can detect a minimum of 20 ul reaction volume.
2. The accuracy of temperature control is up to 0.1°C. The fluorescence signal is monitored in real-time.
3. Negative and positive results are directly displayed without any other calculation.
4. 7-inch touch screen, setup, detection, interpretation, saving and other independent operations.
5. It can connect computers and printers, with a USB interface.
6. Support real-time data transmission, real-time monitoring system, automatic identification of negative and positive, melting curve and other functions.

Specification

Model		PCR-IAF16	PCR-IAF16I
Sample Tray	Sample Size	0.2mL-16 holes (8-strip tubes are available)	
	Reaction System	15-150μL (recommended 25-30μL)	
	Applicable Dye	FAM/ROX etc.	
Temperature Control	Temperature Range	RT～99℃	
	Maximum Heating Rate	2℃/s	
	Maximum Cooling Rate	2℃/s	
	Temperature Uniformity	±0.15℃	
	Temperature Accuracy	±0.1℃	
	Temperature Control Accuracy	0.1℃	
	Hot Lid Function	Yes, the temperature is adjustable	
Light Path System	Channel	Single/dual channel optional	Dual channel
	Excitation Wavelength	470nm/570nm	
	Detection Wavelength	525nm/625nm	
	Excitation Light Source/Detection Method	Cold light source LED/real-time fluorescent signal detection	
Function	Data Analysis	According to the tested samples, direct analysis to determine positive or negative	
	Result Display Method	1. Negative/positive	
		2. Peak starting time	
		3. Melting Tm value	
	Interpretation Method	1. Construction of the amplification curve to judge;	
		2. Automatic judgment of the instrument	
	Display Screen	7-inch touch screen	
	Controlling Software	Instrument software	
Power Supply		AC100-240V 50/60Hz,DC15V6A	
Size and Weight	Size(W×D×H)(mm)	195x275x112	
	Shipping Size(W×D×H)(mm)	520x440x340	520x440x340
	N.W./G.W. (kg)	3.5/6.5	3.6/6.5

Thermal Cycler



Advantage

1. The PCR-TC96A PCR thermal cycler features a reinforced aluminum module with anodic oxidation technology.
2. It supports USB storage and copying of PCR data.
3. Reinforced aluminum module and peltier heating units for rapid heating and cooling.
4. Adaptive pressure heating lid and closing lid, suitable for different heights of tubes.
5. Built-in 11 standard program file templates for quick editing of required files.
6. One-touch incubation function for denaturation, digestion, ELISA, and other experiments.
7. IFront and rear air ducts can be placed side by side.

Specification

Model	PCR-TC96A
Capacity	96×0.2ml
Tube	0.2ml tube, 8 strips, Half skirt 96 wells plate, No skirt 96 wells plate
Temperature Range	0-105℃
MAX. Ramp Rate	5℃/s
Uniformity	≤±0.2℃
Accuracy	≤±0.1℃
Display Resolution	0.1℃
Temperature Control	Block/Tube
Ramping Rate Adjustable	0.1-5℃
Gradient Temp. Range	30-105℃
Gradient Type	Nonlinear Gradient
Gradient Spread	1-42°C
Hot Lid Temperature	30-115°C
Number of Program	20000+(USB FLASH)
Max. No.of Step	30
Max. No.of Cycle	100
Time. Increment/Decrement	1 Sec-600 Sec
Temp.Increment/Decrement	0.1-10℃
Pause Function	Yes
Auto Data Protection	Yes
Hold at 4℃	Forever
Long PCR Function	Yes
Computer Software	Yes
Mobile Phone APP	Yes
LCD	10.1 inch, 1024×600 pels,touchdown function
Communication	USB2.0, WIFI
Power Supply	AC100-240V, 50/60Hz
Power	600W
Size(W×D×H)(mm)	385×270×255
Shipping Size(W×D×H)(mm)	580x460x440
N.W./G.W. (kg)	10/16

Real-time Fluorescence Quantitative PCR Analyzer



Description

This is a portable real-time quantitative PCR, incorporating several advanced technologies, with a dual-channel, dual 8-well module, which can run two different files simultaneously. win10 operating system with the analysis software, without a computer needing to complete the quantitative analysis and print reports.

Advantage

1. The temperature control accuracy is ±0.1℃, ensuring the temperature stability of the reaction system and providing highly accurate experimental results.

2. The temperature uniformity reaches ±0.25℃, ensuring that the samples in the experiment are uniformly heated throughout the reaction process. The temperature range of the hot cover is adjustable, which can meet the needs of different experimental conditions and guarantee the experiment's reliability.

3. The high sensitivity photoelectric sensor and the kinetic range of 1-10^10 parts make the product capable of reliable detection in multiple concentration ranges.

4. Supports block and tube mode temperature control to adapt to different experimental needs and provide more flexible operation options.

5. It can detect single-copy genes and is suitable for various experimental scenarios, providing users with more comprehensive gene detection and analysis.

6. Provide quantitative/qualitative melting curves, genotyping, and other software analysis functions to meet the user's needs for various experimental results.

7. Directly printable report, optional USB thermal printer, convenient for users to record and share the experimental results.

8. 7-inch color touchscreen and computer connection control can be achieved through a WIFI or USB 2.0 interface, making the operation more flexible and convenient.

9. Powerful software analysis function for quantitative analysis, melting curve analysis, genotyping and so on.

10. 20G flash memory can save 40000 experimental data.

Specification

Model	PCR-RFQ161	PCR-RFQ164
Sample Capacity	16×0.2ml (2×8well, dual block)	
Consumable	Clear 0.2 ml PCR tube /8-tube strips	
Reaction Volume	15-100μL	
Temperature Control Technology	Marlow customized peltier allow 1000000 cycles	
Temperature Range	0-100℃ (Resolution: 0.1℃)	
MAX. Ramp Rate	6℃/s	8℃/s
Temperature Fluctuation	±0.1℃	
Uniformity	±0.25℃	
Accuracy	±0.25℃	
Hot Lid Temperature	30-110℃ (Adjustable, default 105℃)	
Temperature Control	Block/Tube	
Excitation Wavelength	F1: 470nm	F1: 470nm
		F2: 523nm
		F3: 571nm
		F4: 628nm
Emission Wavelength	F1: 525nm	F1: 525nm
		F2: 571nm
		F3: 612nm
		F4: 692nm
Factory Calibrated Dye	F1: FAM/SYBR Green I	F1: FAM/SYBR Green I
		F2: HEX/VIC/JOE/TET
		F3: ROX
		F4: CY5
Excitation	Long life LED	
Detection	High sensitivity photoelectric detector	
Dynamic Range	1-1010 Copies	
Sensitivity	1 copy	
Feature Function	Quantitative/Qualitative analysis, Melting curve, Genotyping	
Date Export Format	Excel, csv, txt	
Printing	Report can be printed (optional USB thermal printer)	
Control Method	7 inch color TFT touch screen, Can be connected to computer control	
Communication	USB2.0	
Power Supply	AC220V, 50Hz	
Power	DC15V, 255W	
Size(W×D×H)(mm)	300×267×198	
Shipping Size(W×D×H)(mm)	500x420x350	
N.W./G.W. (kg)	8.5/13	

BAWER
MEDICAL EQUIPMENT

Real-time Fluorescence Quantitative PCR Analyzer



Description

This portable real-time quantitative PCR incorporates several advanced technologies to ensure superior performance and stable operation. The device adopts a 4-channel, dual 16-well module, which runs two files simultaneously. In addition to this, the Win10 operating system with analysis software allows genotyping, relative quantification, etc., and quantitative analysis and printing of reports can be done without a computer.

Advantage

1. The adoption of highly sensitive photodetector and side-scanning technology improves the accuracy of detection.

2. Place Positive and negative air vent designs side by side to save laboratory space so quantitative PCR is small in size, light in weight and easy to carry.

3. 20G flash memory can save 40,000 experimental data. Optional printer: you can directly print the records. There is no need to connect to a computer.

4. They imported 32 optical fiber bundles, collecting fluorescence from the side, increasing fluorescence signal intensity and reducing light conduction damage.

5. LED light source has the advantages of energy saving, environmental protection, long life, maintenance-free, etc.

6. Electromagnetic locking lid technology and over-current, over-temperature, power failure data recovery, and other protection functions prevent accidental opening of the thermal cover to ensure the operator's safety in the use process.

7. Place Positive and negative air vent designs side by side to save laboratory space.

8. Constant current control circuit so that the power output is smooth.

Specification

Model	PCR-RFQ324	PCR-RFQ324I
Sample Capacity	32×0.2ml (4×8well, dual block)	
Consumable	Clear 0.2ml PCR tube/8-tube strips	
Reaction Volume	15-100μL	
Temperature Control Technology	Marlow customized peltier allow 1000000 cycles	
Temperature Range	0-100℃ (Resolution: 0.1℃)	
MAX. Ramp Rate	5℃/s	8℃/s
Temperature Fluctuation	±0.1℃	
Uniformity	±0.25℃	
Accuracy	±0.25℃	
Hot Lid Temperature	30-110℃ (Adjustable, default 105℃)	
Temperature Control	Block/Tube	
Excitation Wavelength	F1: 470nm F2: 523nm	
	F3: 571nm F4: 628nm	
Emission Wavelength	F1: 525nm F2: 571nm	
	F3: 612nm F4: 629nm	
Factory Calibrated Dye	F1: FAM/SYBR Green I	
	F2: HEX/VIC/JOE/TET	
	F3: ROX	
	F4: CY5	
Excitation	Long life LED	
Detection	High sensitivity photoelectric detector	
Dynamic Range	1-1010 Copies	
Sensitivity	1 copy	
Feature Function	Quantitative/qualitative analysis, Melting curve, Genotyping	
Date Export Format	Excel, csv, txt	
Printing	Report can be printed (optional USB thermal printer)	
Control Method	7 inch color TFT touch screen, Can be connected to computer control	
Communication	USB2.0	
Power Supply	AC220V, 50Hz	
Power	DC15V 600W	DC30V 255W
Size(W×D×H)(mm)	300×267×198mm	
Shipping Size(W×D×H)(mm)	500x420x350	
N.W./G.W. (kg)	8.5/13	12/16

BAWEI
MEDICAL EQUIPMENT

Real-time Fluorescence Quantitative PCR Analyzer



Description

This mini real-time PCR system adopts a four-channel, 8-well module design to ensure stable and accurate detection. It is small and easy to carry.

Advantage

1. Powerful software analysis functions can be quantitative analysis, melting curve analysis, genotyping etc.

2. Adopting side-scanning technology, short detection distance and stable fluorescence acquisition signal.

3. They are adopting the same collection optical path to improve repeat-ability.

4. Over-current, over-temperature, power failure data self-recovery, and other safety protection functions.

5. Positive and negative air vent designs can be placed side by side, saving laboratory space.

Specification

Model	PCR-RFQ884
Sample Capacity	8×0.2ml (8 well)
Consumable	Clear 0.2 ml PCR tube/8-tube strips
Reaction Volume	15-100μl
Temperature Control Technology	Marlow customized peltier allow 1000000 cycles
Temperature Range	0-100℃ (Resolution: 0.1℃)
Max. Ramp Rate	7℃/s
Temperature Fluctuation	±0.1℃
Uniformity	±0.25℃
Accuracy	±0.25℃
Hot Lid Temperature	30-110℃ (Adjustable, default 105℃)
Temperature Control	Block/Tube
Excitation Wavelength	F1: 470nm, F2: 523nm, F3: 571nm, F4: 628nm
Emission Wavelength	F1: 525nm, F2: 571nm, F3: 612nm, F4: 692nm
Factory Calibrated Dye	F1: FAM/SYBR Green I, F2: HEX/VIC/JOE/TET, F3: ROX, F4: CY5
Excitation	Long life LED
Detection	High sensitivity photoelectric detector
Dynamic Range	1-1010 Copies
Sensitivity	1 copy
Feature Function	Quantitative/qualitative, Melting curve, Genotyping
Date Export Format	Excel, CVS, txt
Printing	Report can be printed (optional USB thermal printer)
Communication	WIFI/USB2.0
Power Supply	AC220V, 50Hz
Power	DC15V, 225W
Size(W×D×H)(mm)	195×165×140
Shipping Size(W×D×H)(mm)	390x320x320
N.W./G.W. (kg)	3/7

Real-time Fluorescence Quantitative PCR Analyzer



Description

The real-time PCR system is a new optical scanning detection system that uses an innovative scanning method and time-resolved signal separation technology to ensure accurate and reliable results. The PCR-RFQ96 real-time PCR System is an essential choice for quantitative analysis in molecular biology.

Advantage

1. Up to 6 fluorescence detection channels allow multiplex PCR.

2. Effectively reduces multi-colour crosstalk and fringing effects without ROX correction.

3. New optical scanning detection system to ensure the accuracy of the detection results.

4. Innovative scanning method and time-resolved signal separation technology to improve detection efficiency.

5. Unique edge temperature compensation technology to improve the precision of control temperature.

Specification

Model	PCR-RFQ96	PCR-RFQ96I
Sample Capacity	0.1ml PCR tubes×96, 8×12 PCR plate or 96 well plate ×1	
Reaction Volume	10-50 μl	
Thermal Cycle Technology	Peltier	
Temperature Control system		
Max. Heating/Cooling Rate	6.0°C/s	
Heating Temperature Range	4-100 °C	
Temperature Accuracy	± 0.2°C	
Temperature Uniformity	±0.2℃ @60℃, ±0.3℃ @95℃	
Temperature Gradient Setting Range	30-100°C	
Temperature Gradient Difference Setting range	1-36°C	
Detection System		
Excitation Light Source	5 monochrome high efficiency LEDs	6 monochrome high efficiency LEDs
Detection Device	PMT	
Detection Mode	Time-resolved signal separating technology	
Excitation/detection Wavelength Range	455-650nm	510-715nm
Fluorescent Channel	5 channels	6 channels
Supported Dye	FAM/SYBR Green, VIC/HEX ROX, Cy5, Cy3 (only for PCR-RFQ96I)	
Sensitivity	Single copy gene	
Resolution	1.33 folds copy number difference can be distinguished in single-plex qPCR	
Dynamic Range	10 orders of magnitude copies	
Sizes(W×D×H)(mm)	720x560x620	
Shipping Size(W×D×H)(mm)	980x680x780	
N.W./G.W. (kg)	36/50	

Thermal Cycler



Advantage

1.PCR-TC2100 is a multi-functional, high-quality thermal cycler with gradient, constant cooling, U disk copy, and Chinese and English bilingual switching.

2.Through internal layout, high -quality filtering voltage voltage power supply and electronic components, special material shells, etc., the impact of electromagnetic interference on the host has been greatly reduced, making the instrument more stable.

3.High resolution touch screen.

4.Forward and rear air outlet design.

5.Gland type hot cover.

6.The software editing interface is a graphical user interface, which can store 15000 programs.

7.Constant cooling function.

8.PCR-TC2100 is the bottom hole of the arc, which fits with the bottom of the PCR pipe. Other flat bottomed holes with large gaps at the bottom of the PCR tube.

Specification

Model	PCR-TC2100
Sample Capacity	96x0.2ml test tube, 0.2ml connecting tube or 1x96 well plate
Display	7-inch Touch Screen
Sample Stage Temperature Range(℃)	0~105℃
Maximum Heating Rate	6℃/sec
Maximum Cooling Rate	6℃/sec
Sample Stage Temperature Uniformity	≤±0.1℃
Sample Stage Temperature Accuracy	≤±0.1℃
Temperature Display Resolution	0.1℃
Adjustable Temperature Change Speed	0.1~4.0℃
Port	USB
Memory	15000 typical programs; USB flash drive is infinitely scalable
Gradient Accuracy	±0.1℃ Preset Temperature
Gradient Temperature Uniformity	≤±0.2℃
Gradient Temperature Range	30~100℃
Temperature Difference Range	Maximum 40 ℃
Gradient Temperature Point Range	12 columns
Input Consumption	700W
Power Supply	AC110~220V, 50/60Hz
Sizes(W×D×H)(mm)	410x260x240
Shipping Size(W×D×H)(mm)	500x350x360
N.W./G.W. (kg)	6.9/10

Thermal Cycler

Thermal Cycler



Advantage

1. The PCR-TC96S forms three circuits to control three temperature zones, each equipped with six Peltier heating units.

2. Reinforced aluminum module with anodizing technology to maintain fast thermal conductivity and sufficient corrosion resistance.

3. Programmable lid temperatures and operating modes and adaptable to different tube height.

4. Built-in 11 file templates for quick editing of required files and support storing 10,000 PCR files.

5. With memory function in case of power failure..

6. GLP report records every step, providing accurate data support for analyzing experimental results.

Specification

Model	PCR-TC96S
Capacity	96×0.2ml
Temperature Range	0-100℃
Heating Rate	4.5℃/s
Cooling Rate	4℃/s
Uniformity	≤±0.2℃
Accuracy	≤±0.1℃
Hot Lid Height Adjustable	Step-less Adjustable
Number of Program	10000+(USB FLASH)
Max. No.of Step	30
Max. No.of Cycle	100
Time. Increment/Decrement	1 Sec-600 Sec
Temp.Increment/Decrement	0.1-10℃
Display	8 inch, 800×600 pels，LCD,Touchdown Function
Communication	USB2.0,LAN
Display Resolution	0.1℃
Temperature Control	Block/Tube
Ramping Rate Adjustable	0.1-4.5℃
Gradient Temp. Range	30-100℃
Gradient Spread	1-30°C
Hot Lid Temperature	30-110°C
Pause Function	Yes
Auto Data Protection	Yes
Hold at 4℃	Forever
Long PCR Function	Yes
Language	English
Power Supply	AC100-240V, 50/60Hz
Power	600W
Size(W×D×H)(mm)	390×270×255
Shipping Size(W×D×H)(mm)	570x440x440
N.W./G.W. (kg)	8.5/15



PCR-TC16



PCR-TC32

Advantage

1.Durable performance, ideal for lab, classroom and outdoor field use.

2.It weighs less than a pound and is small enough to carry anywhere.

3.Can be powered by AC or battery.

4.Easy to operate with intuitive software.

5.Broad compatibility via Bluetooth or USB with support for multiple operating systems, including Windows, Android, iOS (iPad and iPhone), and Chromebooks.

6.PCR thermocycler of exceptional quality, made in the USA and CE-marked.

7.Fully compatible with standard PCR tubes and reagents, providing users with a high-quality PCR thermal cycling experience.

Specification

Model	PCR-TC16	PCR-TC32
Single Step Time Range	1~59m59s (0 is forever)	
Sample Capacity	16×0.2ml	32×0.2ml
Max. Cooling Rate	4℃/s	5℃/s
Temp. Accuracy	±0.2℃	
Temp. Control Method	Block/Tube	
Temp. Range	4~99.9℃	
Max. Heating Rate	5℃/s	6℃/s
Temp. Uniformity	±0.25℃	
Temp. Display Resolution	0.1℃	
Hot Cover Temp. Range	30-110℃	
Temp. Increase/Decrease	-9.9~+9.9℃	
Max. Steps of the Program	30	
Time Increment/Decrement	-599~+599s	
Program Pause Function	Yes	
Display	5 inch, 800×480 Pixel	
Communication Interface	USB 2.0	
Program Max. Cycle Number	99	
16℃ Insulation	Forever	
Program Storage Quantity	＞100	
Input Power	12V, 9.99A	24V, 8A
Gradient Temp. Accuracy	\	±0.3℃
Gradient Temp. Difference Range	\	0.1~30℃
Gradient Temp. Uniformity	\	±0.3℃
Gradient Temp. Range	\	30~99.9℃
Size(W×D×H)(mm)	200×230×85	
Shipping Size(W×D×H)(mm)	310x290x210	330x310x240
N.W./G.W. (kg)	2/4	3/5

Thermal Cycler



Advantage

1. The PCR-TC96XG thermal cycler uses 6 pall paste heating units to form 3 loops and control 3 temperature zones.

2. Anodized reinforced aluminum module, which can maintain fast thermal conductivity and sufficient corrosion resistance.

3. Adjustable heat cover with pressure protection for different height test tubes.

4. One-touch rapid incubation function to meet the needs of ELISA, ELISA, denaturation, etc.

5. Built-in 11 standard program file templates can store up to 10000 PCR files.

Specification

Model	PCR-TC96XG
Capacity	3×(32×0.2ml)
Temperature Range	0-100℃
Heating Rate	5℃/s
Cooling Rate	4℃/s
Uniformity	≤±0.3℃
Accuracy	≤±0.2℃
Display Resolution	0.1℃
Temperature Control	Block/Tube
Ramping Rate Adjustable	0.1-5℃
Gradient Temp. Range	30-100℃
Gradient Spread	1-30°C
Hot Lid Temperature	30-110°C
Hot Lid Height Adjustable	Stepless Adjustable
Number of Programs	10000+(USB FLASH)
Max. No.of Step	30
Max. No.of Cycle	100
Time. Increment/Decrement	1 sec-600 sec
Temp. Increment/Decrement	0.1-10.0℃
Pause Function	Yes
Auto Data Protection	Yes
Hold at 4℃	Forever
Long PCR Function	Yes
Language	English
Computer Software	Yes
Mobile Phone APP	Android
Display	8 inch, 800×600 pels, TFT
Communication	USB2.0, LAN
Power Supply	AC100-240V, 50/60Hz, 600W
Size(W×D×H)(mm)	390×270×255
Shipping Size(W×D×H)(mm)	570x460x430
N.W./G.W. (kg)	9/15



Advantage

1.The PCR-TC4852T thermal cycler can form 4 circuits and control 4 temperature zones.

2.The thermal cover is equipped with a protective mechanism to control the pressure inside the test tube.

3.Adapt to different heights of tubes to ensure close contact between the tube and the lid.

4.Built-in 11 standard program file templates and supports storing 10,000 PCR files and USB transfer data.

5.With memory function in case of power-failure.

6.One-button rapid incubation function to meet the needs of denaturation, digestion/enzymatic coupling, ELISA, and other experiments.

Specification

Model	PCR-TC4852T
Capacity	Double 48×0.2ml
Temperature Range	0-100℃
Heating Rate	5℃/s
Cooling Rate	4℃/s
Uniformity	≤±0.2℃
Accuracy	≤±0.1℃
Display Resolution	0.1℃
Temperature Control	Block/Tube
Ramping Rate Adjustable	0.1-5℃
Gradient Temp. Range	30-100℃
Gradient Spread	1-30°C
Hot Lid Temperature	30-110°C
Number of Program	10000+(USB FLASH)
Max. No.of Step	30
Max. No.of Cycle	100
Time. Increment/Decrement	1 sec-600 sec
Temp. Increment/Decrement	0.1-10.0℃
Pause Function	Yes
Auto Data Protection	Yes
Hold at 4℃	Forever
Touchdown Function	Yes
Long PCR Function	Yes
Language	English
Computer Software	Yes
Mobile Phone APP	Andriod
Display	8 inch, 800×600 pels
Communication	USB 2.0, LAN
Power Supply	AC100-240V, 50/60Hz, 600W
Size(W×D×H)(mm)	390×270×255
Shipping Size(W×D×H)(mm)	570x440x440
N.W./G.W. (kg)	8.5/15

BAWEI MEDICAL EQUIPMENT

Thermal Cycler



Advantage

1.Separate control circuits for different heating sections for precise temperature control and auxiliary heating elements for improved temperature uniformity.

2.Supports gradient temperature setting for easy temperature optimization in a single run.

3.A high-definition touch screen facilitates one-click parameter setting and easy viewing of test results, improving the operating experience and reducing the risk of cross-contamination.

4.Supports custom editing and multi-file storage.

5.Can use multiple consumables: Plain PCR tubes, 8-well PCR strips and 96-well PCR plates.

6.The thermal lid function automatically switches off if the module temperature falls below 30°C.

Specification

Model	PCR-TCG
Sample Capacity	96x0.2mL PCR tube, 8x12 PCR plate or 96 well plate
Heating Temperature Range	4-105℃
Lid Temperature Range	30-110℃
Temperature Display Accuracy	±0.1℃
Temperature Control Accuracy(at 55℃)	±0.3℃
Temperature Uniformity(at 55℃)	<0.3℃
Max. Heating/Cooling Rate	3℃/Sec
Gradient Temperature Setting Range	30-99℃
Gradient Range	1-42℃
Adapter Block Material	Aluminum
Display	7" LCD 800×480
Input	Touch panel
User Defined File System	Max. 30 segments 99 cycles max. 16 folder and 16 files each folder.
Power off Protection	Yes
Power Supply	AC100-120V/200-240V, 50/60Hz
Size(W×D×H)(mm)	280x370x250
Shipping Size(W×D×H)(mm)	610x440x450
N.W./G.W. (kg)	11.6/15



Advantage

1.The PCR-TCS thermal cycler is equipped with a capacitive touch screen for easy one-touch parameter setting and viewing of test results. It is suitable for biotechnology, genotyping, cloning, mutagenesis and sequencing.

2.High-performance DSP enables faster processing of data in PCR reactions, improving reaction speed and accuracy.

3.Temperature control algorithms can respond faster to temperature changes to accommodate different types of PCR reactions, including standard PCR, real-time quantitative PCR, digital PCR, and more.

4.Excellent temperature uniformity reduces these deviations and improves the consistency and comparability of PCR reaction results.

5.Rapid heating and cooling rates for great savings in experiment time.

6.Innovative heating/cooling elements enable uniform temperature distribution, avoiding hot and cold spots.

7.Energy consumption is saved through more efficient energy conversion and temperature regulation mechanisms. This helps to reduce experimental costs and is environmentally friendly.

Specification

Model	PCR-TCS
Sample Capacity	96x0.2mL PCR tube, 8x12 PCR plate or 96 well plate
Heating Temperature Range	4-105℃
Lid Temperature Range	30-110℃
Temperature Display Accuracy	±0.1℃
Temperature Control Accuracy (at 55℃)	±0.3℃
Temperature Uniformity(at 55℃)	<0.3℃
Max. Heating/Cooling Rate	3℃/Sec
Adapter Block Material	Aluminum
Display	7" LCD 800×480
Input	Touch panel
User Defined File System	Max. 30 segments 99 cyclesmax. 16 folder and 16 files each folder
Power off Protection	Yes
Power Supply	AC100-120V/200-240V, 50/60Hz
Size(W×D×H)(mm)	280x370x250
Shipping Size(W×D×H)(mm)	620x440x460
N.W./G.W. (kg)	11.6/15

Fully Autoclavable Mechanical Pipette,

Single-channel, Fixed/Adjustable volume, MP-SFF/MP-SAF series



Standard Accessories



Pipette tips



Calibration tool

Advantage

●Accurate pipetting.

Built-in advanced spring mechanism that enables unhindered movement, delivering clear and smooth liquid dispensing with high precision.

●Ergonomic and intuitive operation.

Designed with a large grip handle and a soft grip, it ensures comfort even during long time of pipetting.

●Individually packaged.

Each package includes a calibrated pipette, 1-2pcs pipette tips, a calibration tool, calibration certificate, and a small stand for pipette.

●Cap covers in different colors.

The cover can be replaced according to experimental needs, allowing differentiation between pipettes.

●Professional calibration.

Each pipette is calibrated by professional balance. ISO8655 standards quality testing and come with the Test certificate.

Specification

Cat.No.	Type	Volume range
MP-SFF07	Single-channel Fixed Volume	10μl
MP-SFF09	Single-channel Fixed Volume	500μl
MP-SAF26	Single-channel Adjustable Volume	0.5~10μl
MP-SAF29	Single-channel Adjustable Volume	10~100μl
MP-SAF30	Single-channel Adjustable Volume	20~200μl
MP-SAF32	Single-channel Adjustable Volume	100~1000μl

BAWERS MEDICAL EQUIPMENT

Bottle Top Dispenser

Features

High chemical compatibility with use of inert materials and glass/PTFE piston

Easy to disassemble and clean for periodic maintenance

Fully autoclavable at 121°C to ensure sterility

Available in 5 dispensing volume ranges from 0.5mL to 100mL

Specification

Volume Range mL	Graduation mL	A≤±		CV≤	
		%	μL	%	μL
0.5-5	0.1	0.5	25	0.2	10
1.0-10	0.2	0.5	50	0.2	20
2.5-25	0.5	0.5	125	0.2	50
5.0-50	1	0.5	250	0.2	100



BTD-DM



BTD-DMP

Specification

Volume Range mL	Graduation mL	A≤±		CV≤	
		%	μL	%	μL
0.5-5	0.1	0.5	25	0.2	10
1.0-10	0.2	0.5	50	0.2	20
2.5-25	0.5	0.5	125	0.2	50
5.0-50	1	0.5	250	0.2	100
10-100	2	0.5	500	0.2	200

Digital Burette

Features

High quality motor with excellent precision and accuracy
Electronic control provides fatigue-free operation
Remote control panel prevents manual disturbance during operation
Built-in magnetic stirrer for a complete and easy operation
Large LCD display parameters

Specification

Model	DB-dTrite
Volume Range	0.01mL-99.99mL, Max piston lift is 10mL, resolution is 10μL
Volume Accuracy	R=0.2% CV=0.07%
Velocity	16 stages Operating
Temperature Range	10℃ -30℃
Quality Control	DIN EN ISO 8655
Control Type	External control, including the stirrer and the burette program
Sizes(W×D×H)(mm)	225x185x120
Shipping size (W×D×H)(mm)	300x240x220
N.W./G.W. (kg)	1.5/1.7



DB-dTrite

Vacuum Aspiration System



VAS-SAF

Specification

Model	VAS-SAF
Vacuum range	0-600 mbar
Size(W×D×H)	180mm×240mm×450mm
Aspirating speed	1-15mL/S
Autoclave component	tube; waste bottle; operation handle;
Noise level	≤55dB
Input voltage	100-240VAC, 50/60 Hz
Bottle volume	4L
Sizes (W×D×H)(mm)	570x420x220
Shipping size (W×D×H)(mm)	590x440x240
N.W./G.W. (kg)	3/4



BTD-dFlow

Features

Motor controlled digital,fatigue free operation
High quality stepper motor provides smooth and accurate dispensing
Adjustable aspiration and dispensing speed
Reagent recovery feature minimizes waste
TFT display module for simple volume selection and control
Two operation modes:continuous dispenser or stepper

Specification

Model	BTD-dFlow
Volume Range	0.1-99.9mL, Max piston lift is 10mL, resolution is 100μL
Volume Accuracy	Dispenser: R = 10mL ±30μL; CV = 10ml ±10μL
	Stepper: R = 1mL ±6μL; CV = 1ML ±9μL
Operating Temperature Range	10℃-30℃
Quality Control	DIN EN ISO 8655
Control Type	External control
Sizes(W×D×H)(mm)	225x185x120
Shipping size(W×D×H)(mm)	300x240x220
N.W./G.W. (kg)	1.4/1.5

Compact, user-friendly design
Level detection system prevents bottle overfill
Control knob for vacuum setting
The parts in contact with liquids are autoclavable
Easy to disassemble and clean
Continuous mode
Ideal tool to avoid lab air contamination and protect personnel safety
Adjustable vacuum level with indicator light is designed for various applications

Specification

Model	VAS-Eco
Vacuum range	0-500 mbar
Aspirating speed	15L/min (air)
Flow rate (liquid)	17mL/s
Bottle	2L Standard, 1L Optional
Motor type	Brushless Motor
Input voltage	100-220VAC, 50/60Hz
Sizes(W×D×H)(mm)	560x420220
Shipping size(W×D×H)(mm)	580x440x240
N.W./G.W. (kg)	3/4



VAS-Eco

Half Autoclavable Mechanical Pipette

Single-channel, Fixed/Adjustable volume, MP-SF/MP-SA series



Standard Accessories



Advantage

●Accurate pipetting.

Built-in advanced spring mechanism that enables unhindered movement, delivering clear and smooth liquid dispensing with high precision.

●Ergonomic and intuitive operation.

Designed with a large grip handle and a soft grip, it ensures comfort even during long time of pipetting.

●Individually packaged.

Each package includes a calibrated pipette, 1-2pcs pipette tips, a calibration tool, calibration certificate, and a small stand for pipette.

●Cap covers in different colors.

The cover can be replaced according to experimental needs, allowing differentiation between pipettes.

●Professional calibration.

Each pipette is calibrated by professional balance. ISO8655 standards quality testing and come with the Test certificate.

Specification

Cat.No.	Type	Volume range
MP-SF16	Single-channel Fixed Volume	100µl
MP-SF19	Single-channel Fixed Volume	500µl
MP-SA26	Single-channel Adjustable Volume	0.5~10µl
MP-SA29	Single-channel Adjustable Volume	10~100µl
MP-SA30	Single-channel Adjustable Volume	20~200µl
MP-SA32	Single-channel Adjustable Volume	100~1000µl

BAWERS MEDICAL EQUIPMENT

Half Autoclavable Mechanical Pipette

Single-channel, Adjustable Volume,MP-SAP series



Specification

MP-SAP Single-channel Adjustable Volume Pipettes

Volume Range	Increment	Test Volume	(Accuracy error)		(Precision error)	
			%	µL	%	µL
0.1-2.5µL	0.05µL	2.5µL	0.025	0.0625	0.02	0.05
		1.25µL	0.03	0.0375	0.03	0.0375
		0.25µL	0.12	0.03	0.06	0.015
0.5-10µL	0.1µL	10µL	0.01	0.1	0.008	0.08
		5µL	0.015	0.075	0.015	0.075
		1µL	0.025	0.025	0.015	0.015
2-20µL	0.5µL	20µL	0.009	0.18	0.004	0.08
		10µL	0.012	0.12	0.01	0.1
		2µL	0.03	0.06	0.02	0.04
5-50µL	0.5µL	50µL	0.006	0.3	0.003	0.15
		25µL	0.009	0.225	0.006	0.15
		5µL	0.02	0.1	0.02	0.1
10-100µL	1µL	100µL	0.008	0.8	0.0015	0.15
		50µL	0.01	0.5	0.004	0.2
		10µL	0.03	0.3	0.015	0.15
20-200µL	1µL	200µL	0.006	1.2	0.0015	0.3
		100µL	0.008	0.8	0.003	0.3
		20µL	0.03	0.6	0.01	0.2
50-200µL	1µL	200µL	0.006	1.2	0.0015	0.3
		100µL	0.008	0.8	0.003	0.3
		50µL	0.01	0.5	0.004	0.2
100-1000µL	5µL	1000µL	0.006	6	0.002	2
		500µL	0.007	3.5	0.0025	1.25
		100µL	0.02	2	0.007	0.7
200-1000µL	5µL	1000µL	0.006	6	0.002	2
		500µL	0.007	3.5	0.0025	1.25
		200µL	0.009	1.8	0.003	0.6
1000-5000µL	50µL	5000µL	0.005	25	0.0015	7.5
		2500µL	0.006	15	0.003	7.5
		1000µL	0.007	7	0.003	3

Mechanical Pipette

Single-channel, Adjustable Volume,MP-SA series





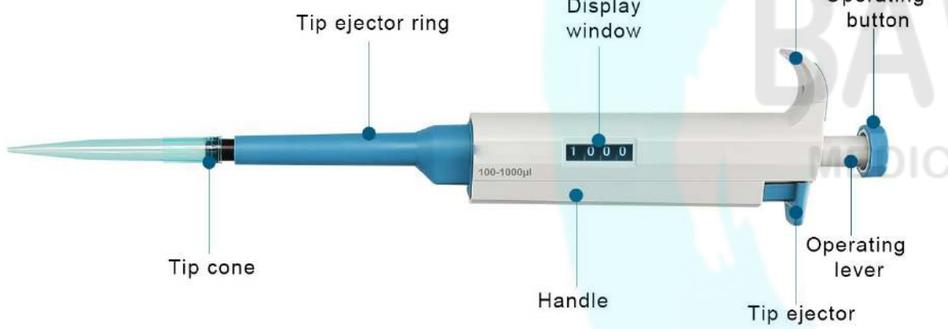



Operating button



Display window



Tip ejector

Specification

Volume Range	Increment	Test Volume	(Accuracy error)		(Precision error)	
			%	µL	%	µL
0.1-2.5µL	0.05µL	2.5µL	0.025	0.0625	0.02	0.05
		1.25µL	0.03	0.0375	0.03	0.0375
		0.25µL	0.12	0.03	0.06	0.015
0.5-10µL	0.1µL	10µL	0.01	0.1	0.008	0.08
		5µL	0.015	0.075	0.015	0.075
		1µL	0.025	0.025	0.015	0.015
2-20µL	0.5µL	20µL	0.009	0.18	0.004	0.08
		10µL	0.012	0.12	0.01	0.1
		2µL	0.03	0.06	0.02	0.04
5-50µL	0.5µL	50µL	0.006	0.3	0.003	0.15
		25µL	0.009	0.225	0.006	0.15
		5µL	0.02	0.1	0.02	0.1
10-100µL	1µL	100µL	0.008	0.8	0.0015	0.15
		50µL	0.01	0.5	0.004	0.2
		10µL	0.03	0.3	0.015	0.15
20-200µL	1µL	200µL	0.006	1.2	0.0015	0.3
		100µL	0.008	0.8	0.003	0.3
		20µL	0.03	0.6	0.01	0.2
50-200µL	1µL	200µL	0.006	1.2	0.0015	0.3
		100µL	0.008	0.8	0.003	0.3
		50µL	0.01	0.5	0.004	0.2
100-1000µL	5µL	1000µL	0.006	6	0.002	2
		500µL	0.007	3.5	0.0025	1.25
		100µL	0.02	2	0.007	0.7
200-1000µL	5µL	1000µL	0.006	6	0.002	2
		500µL	0.007	3.5	0.0025	1.25
		200µL	0.009	1.8	0.003	0.6
1000-5000µL	50µL	5000µL	0.005	25	0.0015	7.5
		2500µL	0.006	15	0.003	7.5
		1000µL	0.007	7	0.003	3
2-10mL	0.1mL	10mL	0.006	60	0.002	20
		5mL	0.012	60	0.003	15
		2mL	0.03	60	0.006	12

BAWERS MEDICAL EQUIPMENT

Electronic Pipette

CE

Single-channel, DP-S/DP-S+





Specification

Channel	Volume Range	Increment	Test Volume	Error limits in accordance to ISO8655-2			
	µL	µL	µL	µL	%	s.d.*µL	CV*%
1	0.5-10	0.01	10	±0.10	±1.00	0.05	0.5
			1	±0.035	±3.50	0.03	3
1	5-50	0.1	50	±0.40	±0.80	0.15	0.3
			5	±0.15	±3.00	0.125	2.5
1	30-300	1	300	±1.80	±0.60	0.6	0.2
			30	±0.90	±3.00	0.21	0.7
1	100-1000	5	1000	±6.00	±0.60	2	0.2
			100	±3.00	±3.00	0.6	0.6
* s.d. = Standard Deviation			Specifications are used as guidelines and the user calibration should refer				
*CV = Coefficient of Variation			to the industrial standard ISO 8655				

Electronic Pipette,

CE

Eight-channel, DP-E+



Specification

Volume Range	Increment	Test Volume	(Accuracy error)		(Precision error)	
µL	µL	µL	µL	%	SD*µL	CV*%
0.5-1.0	0.01	10	±0.20	±2.00	0.1	1
		1	±0.08	±8.0	0.05	5
10-100	0.1	100	±0.80	±0.80	0.3	0.3
		10	±0.3	±3.00	0.2	2
30-300	1	300	±1.80	±0.60	0.9	0.3
		30	±0.90	±3.00	0.3	1

BAWERS
MEDICAL EQUIPMENT

Mechanical Pipette

Single-channel, Fixed Volume, MP-SF series





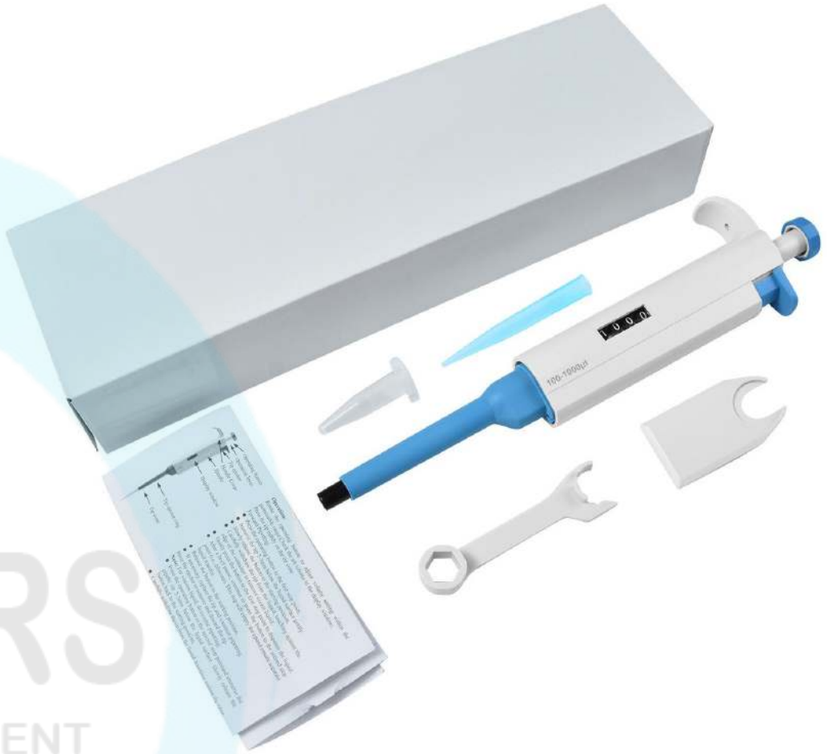

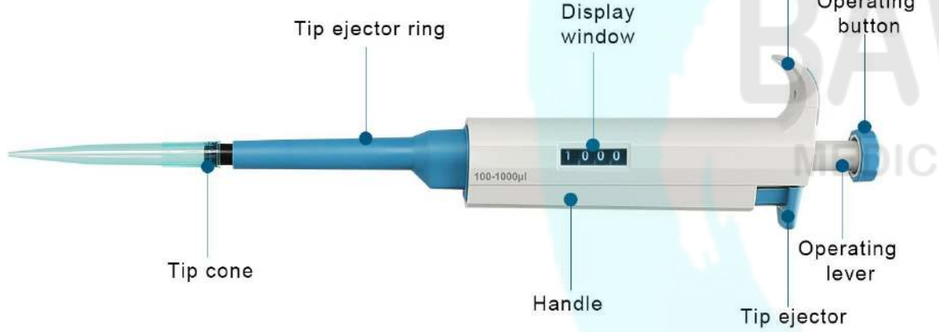



Operating button



Display window



Tip ejector

Specification

MP-SF Fixed Volume Pipette					
Volume Range	Test Volume	(Accuracy error)		(Precision error)	
		%	µL	%	µL
5µL	5µL	0.013	0.065	0.012	0.06
10µL	10µL	0.008	0.08	0.008	0.08
20µL	20µL	0.006	0.12	0.005	0.1
25µL	25µL	0.005	0.125	0.003	0.075
50µL	50µL	0.005	0.25	0.003	0.15
100µL	100µL	0.005	0.5	0.003	0.3
200µL	200µL	0.004	0.8	0.002	0.4
250µL	250µL	0.004	1	0.002	0.5
500µL	500µL	0.003	1.5	0.002	1
1000µL	1000µL	0.003	3	0.002	2
2000µL	2000µL	0.003	6	0.0015	3
5000µL	5000µL	0.003	15	0.0015	7.5

Mechanical Pipette

Eight-channel, Adjustable Volume,MP-EA series



Specification

MP-EA 8-channel Adjustable Volume Pipettes						
Volume Range	Increment	Test Volume	(Accuracy error)		(Precision error)	
			%	μL	%	μL
0.5-10μL	0.1μL	10μL	0.015	0.15	0.015	0.15
		5μL	0.025	0.125	0.025	0.125
		1μL	0.04	0.04	0.04	0.04
5-50μL	0.5μL	50μL	0.01	0.5	0.005	0.25
		25μL	0.015	0.375	0.01	0.25
		5μL	0.03	0.15	0.02	0.1
50-300μL	5μL	300μL	0.007	2.1	0.0025	0.75
		150μL	0.01	1.5	0.005	0.75
		50μL	0.015	0.75	0.008	0.4

Mechanical Pipette

Twelve-channel, Adjustable Volume,MP-TA series



Specification

MP-TA 12-channel Adjustable Volume Pipettes						
Volume Range	Increment	Test Volume	(Accuracy error)		(Precision error)	
			%	μL	%	μL
0.5-10μL	0.1μL	10μL	0.015	0.15	0.015	0.15
		5μL	0.025	0.125	0.025	0.125
		1μL	0.04	0.04	0.04	0.04
5-50μL	0.5μL	50μL	0.01	0.5	0.005	0.25
		25μL	0.015	0.375	0.01	0.25
		5μL	0.03	0.15	0.02	0.1
50-300μL	5μL	300μL	0.007	2.1	0.0025	0.75
		150μL	0.01	1.5	0.005	0.75
		50μL	0.015	0.75	0.008	0.4

BAWERS MEDICAL EQUIPMENT

Vacuum Aspiration System

CE



Features

Suitable for any bench top space including laminar flow cabinet. the collection bottle is independent of the vacuum source and power supply, and can be placed at any position.

Continuous work for 5 hrs after fully charged .

Aspiration speed up to 1. 6L/min;

Hydrophobic filters against contamination.

Dual function of aspiration and filtration：1L collection bottle in standard package, with 500mL collection bottle (autoclavable) and filtration flask optional.

Specification

Model	VAS-Smart
Maximum vacuum	600mbar
Aspirating speed	1.6L/min
Bottle volume	Standard 1L, Optional 500mL, suction filter bottle
Adapter	1 mL Tip detrusion adapter (standard),8 channel needle (optional)
Motor type	Brushless Motor
Power supply	DC 12V, 1.0 A
Battery capacity	Lithium battery 2500mA
Noise level	53 dB
Sizes(W×D×H)(mm)	400x170x170
Shipping size(W×D×H)(mm)	470x250x240
N.W./G.W. (kg)	1.16/1.66

BAWERS
MEDICAL EQUIPMENT

Industrial peristaltic pump





Advantage

1. Use high-torque, maintenance-free DC brushless motor drive.

2. It has speed display, flow display and timing and quantitative functions.

3. The peristaltic pump can be controlled through the external control interface to control the speed, start-stop status and operating direction.

4. Equipped with a full-speed button to realize rapid filling and emptying of pipelines.

5. The RS485 communication protocol uses Modbus protocol, which is easy to debug and use.

6. Front panel display for easy operation.

Specification

Model	BPP-600L
Range of rotation	4-~600rpm
Speed resolution	1rpm
Display	LED
External control input interface	0-10kHz、 0-5V、 0-10V、 4-20mA
Timing error	0.1s
Timing display resolution	1s
Timing range	1 s-99 h, 59 min and 59 s
External control function	passive signal control: start-stop control and direction control
Communication function	RS485 communication (using universal Modbus protocol)
Voltage	AC90-265V, 50Hz/60Hz
Power	<400W
External size (W×D×H)	348×242×212(mm)
Weight (excluding pump head)	10.5kg
Working environment	Temperature 0~40℃, relative humidity <80%
Protection level	IP31

Configuration

Model	Applicable pump head	Applicable hose	Flow range (ml/min)	Number of channels
BPP-600L	YZ35× (1, 2)	73# 83#	Single channel 400-12000	1

Basic perstaltic pump





Advantage

1. Stepper motor subdivision drive, using external drive, has high precision, smooth operation and low vibration.

2. Physical buttons and green digital display are unique and have a wider range of applications.

3. Forward rotation, reverse rotation, and external control are indicated by 3 indicator lights; when stopped, the corresponding indicator light flashes.

4. The physical buttons adjust the speed, direction, and start/stop, making the operation simple and convenient; there is also a full-speed button for quick filling or emptying.

5. It has a power-off memory function. After power-off, power on again to maintain the data status before power-off.

6. Supports wireless control and can be used with our company's remote control to achieve remote wireless control.

7. Supports external signal control such as 0-10kHz, 0-5V, 0-10V, 4-20Ma, etc.

8. It can be used with optional accessories to achieve small batch filling and distribution.

Specification

Model	BPP-100J
Rotating speed	0.1~100rpm
Speed resolution	0.1rpm
External control function	Start, stop, direction (switch signal); speed (0-5V, 0-10V, 4-20mA, 0-10KHz optional)
Adjustment method	Physical button adjustment or external control adjustment
Communication function	Adapted to RS485 communication module, capable of RS485 communication standard (MODBUS protocol)
Voltage	AC90-265V, 50Hz/60Hz
Power consumption	<30W
Working environment	ambient temperature 0~40℃, relative humidity <80%
External size (W×D×H)	220×153×138(mm)
Weight (excluding pump head)	2.35kg
Protection level	IP31

Configuration

Model	Applicable pump head	Applicable hose	Flow range (ml/min)	Number of channels
BPP-100J	YZ1515	13# 14# 19#16# 25# 17#18#	0.007-380	2
	YZ2515	15#24#	0.17-270	2
	DG-(1,2,4)6 rollers	Wall thickness 0.8-1mm,	Single channel 0.0025-48	1,2,4
	DG-(1,2,4)10rollers	inner diameter ≤3.17mm	Single channel 0.002-32	1,2,4

Syringe Pump, Double Channel LCD Screen



Application

Suitable for many general fields such as biological laboratories, electrophysiology, chemistry, pharmaceuticals, etc.

Advantage

1.The micro-syringe pump LSPO2-1Y is a dual-channel perfusion/extraction syringe pump, mainly used in biological laboratories, with an integrated structure. (Able to install syringes and injectors of different specifications, LSPO2-1Y microsyringes are suitable for high-precision, small-flow liquid delivery.)

2.LSP02-1Y syringe inner diameter input function: You can select the syringe from the list or directly enter the syringe inner diameter.

3.Friendly human-machine interface, large-screen LCD display, digital knobs and membrane buttons are used together, making operation easy and fast.

4.With power-down memory function: 1. ERPROM saves the setting parameters, and there is no need to reset after powering on again. 2. If the power is lost while running in flow mode, after power is restored, it can continue to run or stop according to the set parameters.

5.Traffic jam protection function: When the propulsion mechanism of the syringe pump is blocked during work, the syringe pump will stop the work of the propulsion mechanism and sound a whistle alarm.

6.The RS485 communication bus can be used to connect to the host computer and be controlled through background software.

7.External control interface: has input/output control function.

8.Liquid volume calibration function: A more accurate flow rate can be obtained through the calibration procedure.

9.Enable syringe protection function: By adjusting the position of the limit block, the syringe can be prevented from being damaged

Specification

Model	SP-21Y
Execution unit quantity	1
Stroke resolution	0.156 um
Linear velocity range	5μm/min-130 mm/min (Flow rate = linear velocity x internal cross-sectional area of syringe)
Stroke control accuracy	The error≤0.5% (Trip≥30% of the maximum trip)
Flow correction	More accurate fluid levels are obtained through calibration procedures
Syringe selection	Built-in main manufacturer, model syringe for choice
Applicable power supply	Broad voltage AC 90-265V.50 Hz/60 Hz
Working environment	Temperature 0~40°C, relative humidity <80%
Drive weight	3.9 Kg
Communication interface	RS 485(MODBUS Protocol)
Power consumption	<15W
Control type input	2 start and stop control inputs, 1 falling edge trigger signal control start and stop; 1 tTL level signal control start and stop
Maximum stroke	140 mm
Status output	2OCgate signal output, used to indicate the start, stop and direction status
Rated linear thrust	>290N
Display parameter setting	Fluid volume, flow rate, or linear velocity
Linear speed adjustment resolution	5μm/min
Operation parameter setting	Dispense fluid volume, injection time, etc
External dimension (LxWxH)	280x210x140(mm)
Syringe customization	can be directly input into the syringe

Configuration

Applicable syringe (or injector) specifications	Applicable syringe diameter (mm)	Reference flow range (ul/ min-ML /min)
10ul	0.50	0.001-0.0255
25ul	0.80	0.0025-0.0653
50ul	1.10	0.0048-0.1235
100ul	1.60	0.0101-0.2614
250u	2.30	0.0208-0.5401
500ul	3.25	0.0415-1.0784
1ml	4.72	0.0875-2.2747
2ml	9.00	0.3181-8.2702
5ml	13.10	0.6739-17.522
10ml	16.60	1.0821-28.135
20ml	19.00	1.4176-36.859
30ml	23.00	2.0774-54.012
60ml	29.14	3.3346-86.699

BAWEIMEDICAL EQUIPMENT

Basic perstaltic pump





Advantage

1. Stepper motor subdivision drive, using external drive, has high precision, smooth operation and low vibration.

2. Stainless steel casing, physical buttons, and green digital display are unique and have a wider range of applications. Forward rotation, reverse rotation, and external control are indicated by 3 indicator lights; when stopped, the corresponding indicator light in the direction flashes.

3. The physical buttons adjust the speed, direction, and start/stop, making the operation simple and convenient; there is also a full-speed button for quick filling or emptying.

4. It has a power-off memory function. After power-off, power on again to maintain the data status before power-off.

5. Supports wireless control and can be used with our company's remote control to achieve remote wireless control.

6. Supports mobile phone control and cooperates with Internet of Things technology to achieve artificial intelligence control.

7. Support external signal control such as 0-10KHz, 0-5V, 0-10V, 4-20mA, etc.

8. It can be used with optional accessories to achieve small batch filling and distribution;

Specification

Model	BPP-100S
Rotating speed	0.1~150rpm
Speed resolution	Speed <100rpm,0.1pm; Speed>100,1rpm
External control function	Start, stop, direction (switch signal); speed (0-5V, 0-10V, 4-20mA, 0-10KHz optional)
Adjustment method	Physical button adjustment or external control adjustment
Communication function	Adapted to RS485 communication module, capable of RS485 communication standard (MODBUS protocol)
Voltage	AC90-265V, 50Hz/60Hz
Power consumption	<30W
Working environment	ambient temperature 0~40℃, relative humidity <80%
External size (W×D×H)	220×153×138(mm)
Weight (excluding pump head)	2.35kg
Protection level	IP31

Configuration

Model	Applicable pump head	Applicable hose	Flow range (ml/min)	Number of channels
BT100S	YZ1515	13# 14# 19#16# 25# 17#18#	0.007-570	1
	YZ2515	15#24#	0.17-405	1
	DG-(1,2,4)6 rollers	Wall thickness 0.8-1mm,	Single channel 0.0025-72	1,2,4
	DG-(1,2,4)10rollers	inner diameter ≤3.17mm	Single channel 0.002-48	1,2,4

Basic perstaltic pump

Basic perstaltic pump





Advantage

1. Stepper motor subdivision drive, using external drive, has high precision, smooth operation and low vibration.

2. Physical buttons and green digital display are unique and have a wider range of applications.

3. The LED digital tube displays the current speed, which is simple, intuitive and clear at a glance.

4. Forward rotation, reverse rotation, and external control are indicated by 3 indicator lights; when stopped, the corresponding indicator light flashes.

5. The rotary encoder and toggle switch adjust the speed, direction, start/stop, and the operation is simple and convenient; it is also equipped with a full-speed key for quick filling or emptying.

6. It has a power-off memory function. After power-off, power on again to maintain the data status before power-off.

7. Supports wireless control and can be used with our company's remote control to achieve remote wireless control. 8. Supports external signal control such as 0-10kHz, 0-5V, 0-10V, 4-20Ma, etc.

9. It can be used with optional accessories to achieve small batch filling and distribution.

Specification

Model	BPP-300J
Rotating speed	0.1~300rpm
Speed resolution	Speed <100rpm,0.1pm; Speed>100,1rpm
External control function	Start, stop, direction (switch signal); speed (0-5V, 0-10V, 4-20mA, 0-10KHz optional)
Adjustment method	Rotary encoder or external control adjustment
Communication function	RS485 communication (MODBUS protocol)
Voltage	AC90-265V, 50Hz/60Hz
Power consumption	<30W
Working environment	ambient temperature 0~40℃, relative humidity <80%
External size (W×D×H)	290×200×206(mm)
Weight (excluding pump head)	3.82kg
Protection level	IP31

Configuration

Model	Applicable pump head	Applicable hose	Flow range (ml/min)	Number of channels
BPP-300J	YZ1515	13# 14# 19#16# 25# 17#18#	0.007-1140	1,2
	YZ2515	15#24#	1.7-800	1,2

Basic perstaltic pump





Advantage

1. Stepper motor subdivision drive, using external drive, has high precision, smooth operation and low vibration.

2. Green digital display is unique and has wider application fields.

3. The rotary encoder and toggle switch adjust the speed, direction, start/stop, and the operation is simple and convenient; it is also equipped with a full-speed key for quick filling or emptying.

4. It has a power-off memory function. After power-off, power on again to maintain the data status before power-off.

5. Supports wireless control and can be used with our company's remote control to achieve remote wireless control. 6. Supports mobile phone control and cooperates with Internet of Things technology to achieve artificial intelligence control.

7. It can be used with optional accessories to achieve small batch filling and distribution.

Specification

Model	BPP-600J
Rotating speed	0.1~600rpm
Speed resolution	Speed <100rpm,0.1pm; Speed>100,1rpm
Display	LED
External control function	Start, stop, direction (switch signal); speed (0-5V, 0-10V, 4-20mA, 0-10KHz optional)
Adjustment method	Rotary encoder or external control adjustment
Communication function	RS485 communication (MODBUS protocol)
Voltage	AC90-265V, 50Hz/60Hz
Power consumption	<60W
Working environment	ambient temperature 0~40℃, relative humidity <80%
External size (W×D×H)	290×200×206(mm)
Weight (excluding pump head)	3.82kg
Protection level	IP31

Configuration

Model	Applicable pump head	Applicable hose	Flow range (ml/min)	Number of channels
BPP-600J	YZ1515	13# 14# 19#16# 25# 17#18#	0.007-2280	1,2
	YZ2515	15#24#	1.7-1600	1,2

RAWERS MEDICAL EQUIPMENT

Basic perstaltic pump

Basic perstaltic pump





Advantage

1. Stepper motor subdivision drive, using external drive, has high precision, smooth operation and low vibration.

2. Stainless steel casing and green digital display, unique features and wider application fields.

3. The 3-digit LED digital tube displays the current speed, which is simple, intuitive and clear at a glance.

4. The rotary encoder and toggle switch adjust the speed, direction, start/stop, and the operation is simple and convenient; there is also a full-speed key for quick filling or emptying.

5. It has a power-off memory function. After power-off, power on again to maintain the data status before power-off.

6. It can communicate with PC through RS485. Our company can provide test software and communication protocol for free.

7. Support wireless control and cooperate with our company's remote control to achieve remote wireless control

8. Support mobile phone control and cooperate with Internet of Things technology to achieve artificial intelligence control

9. Support external signal control such as 0-10kHz, 0-5V, 0-10V, 4-20mA, etc.

10. It can be used with optional accessories to achieve small batch filling and distribution;

Specification

Model	BPP-300S
Rotating speed	0.1~350rpm
Speed resolution	Speed <100rpm,0.1pm; Speed>100,1rpm
Display	LED
External control function	Start, stop, direction (switch signal); speed (0-5V, 0-10V, 4-20mA, 0-10KHz optional)
Adjustment method	Rotary encoder or external control adjustment
Communication function	RS485 communication (MODBUS protocol)
Voltage	AC90-265V, 50Hz/60Hz
Power consumption	<60W
Working environment	ambient temperature 0~40℃, relative humidity <80%
External size (W×D×H)	276×147×172 (mm)
Weight (excluding pump head)	4.85kg
Protection level	IP31

Configuration

Model	Applicable pump head	Applicable hose	Flow range (ml/min)	Number of channels
BPP-300S	KZ25	15#24# 35#36#	3-3500	1
	YZ1515	13# 14# 19#16# 25# 17#18#	0.007-1330	1,2,3,4
	YZ2515	15#24#	1.7-933	1,2,3,4

Basic perstaltic pump





Advantage

1. Stepper motor subdivision drive, using external drive, has high precision, smooth operation and low vibration.

2. Stainless steel casing and green digital display, unique features and wider application fields.

3. The 3-digit LED digital tube displays the current speed, which is simple, intuitive and clear at a glance.

4. The rotary encoder and toggle switch adjust the speed, direction, start/stop, and the operation is simple and convenient; there is also a full-speed key for quick filling or emptying.

5. It has a power-off memory function. After power-off, power on again to maintain the data status before power-off.

6. It can communicate with PC through RS485. Our company can provide test software and communication protocol for free.

7. Support wireless control, cooperate with the company's remote control to achieve remote wireless control, support mobile phone control, and cooperate with the Internet of Things technology to achieve artificial intelligence control

8. Support external signal control such as 0-10kHz, 0-5V, 0-10V, 4-20mA, etc.

9. It can be used with optional accessories to achieve small batch filling and distribution;

Specification

Model	BPP-600S
Rotating speed	0.1~600rpm
Speed resolution	Speed <100rpm,0.1pm; Speed>100,1rpm
Display	LED
External control function	Start, stop, direction (switch signal); speed (0-5V, 0-10V, 4-20mA, 0-10KHz optional)
Adjustment method	Rotary encoder or external control adjustment
Communication function	RS485 communication (MODBUS protocol)
Voltage	AC90-265V, 50Hz/60Hz
Power consumption	<60W
Working environment	ambient temperature 0~40℃, relative humidity <80%
External size (W×D×H)	276×147×172 (mm)
Weight (excluding pump head)	4.85kg
Protection level	IP31

Configuration

Model	Applicable pump head	Applicable hose	Flow range (ml/min)	Number of channels
BPP-600S	KZ25	15#24# 35#	3-6000	1
	YZ1515	13# 14# 19#16# 25# 17#18#	0.007-2280	1,2,3,4
	YZ2515	15#24#	1.7-1600	1,2,3,4

Multi channel dispensing peristaltic pump

Advantage

1.4.3-inch color LCD, Chinese and English Display, touch screen control.

2.YZ1515, YZ2515, DG series pump heads can be installed

3.With the function of storing historical parameters, it can timely access commonly used parameter settings, which is convenient and fast

4.With independent full speed button, it can achieve rapid filling and emptying of pipelines

5.The peristaltic pump can be controlled through an external control interface

6.With calibration function, it can ensure high accuracy through calibration

7.RS485 communication uses Modbus protocol, which is easy to debug and use

8.304 stainless steel metal shell



Specification

Model	DPP-100FC	DPP-300FC	DPP-600FC
Speed range	0.01~100rpm	0.01~300rpm	0.01~600rpm
Flow resolution	0.01ml/min		
speed display resolution	0.1rpm(<100rpm), 1rpm(≥100rpm)		
Flow range	0.0015~380ml/min	0.007~1140ml/min	0.007~2280ml/min
Flow calibration	Yes		
Control Method	Touch screen (Support external signal control and communication control)		
Display Mode	LCD（English and Chinese optional）		
Filling volume range	0.01-9999.99ml		
Filling volume resolution	0.01ml		
Copy number range	0~999times, “0” is infinite loop		
Filling time range	0.1s~9999.99s		
Pause Time range	0.1s~9999.99s		
Time resolution	0.01s		
Suckback angle	0°~360°		
Power supply	AC220V±10%(standard) or AC110V±10%(optional)		
Power consumption	＜40W	＜50W	＜60W
Environment Temperature	0~40℃		
Relatively Humidity	＜80%， No condensation		
Drive size(WxDxH)mm	212×155×232		
Drive weight	3.0kg	3.2kg	3.5kg
Motor type	Stepper motor		
IP grade	IP31		
Working mode	Filling mode, Transmission mode		
External control	Control Rev. Stop,Direction,Speed.-Support RS485/MODBUS communication protocol , analog quantity control (0-5V 0-10V 4-20mA ...)foot switch control.		

Configuration

Suitable pump head & Flow reference (ml/min)				
Pump head	YZ1515x	YZ2515x	DG1,2,4,6（6）	DG1,2,4,6（10）
Tube	13# 14# 19# 16# 25# 17# 18#	15# 24#	0.5*0.8,1*1,2*1,2.4*0.8,3*1	
DPP-100FC	0.007~380	0.17~270	0.0025~48	0.002~32
DPP-300FC	0.07~1140	1.7~800	-	-
DPP-600FC	0.07~2280	1.7~1600	-	-

Large flow servo touch digital display peristaltic pump

Advantage

1.4.3-inch color LCD, Chinese and English Display, touch screen control.

2.YZ35, KZ25 series pump heads can be installed

3.Servo motor drive, high torque, high precision, capable of achieving dual pump head operation

4.Online fine-tuning function to improve filling accuracy

5.With independent full speed button, it can achieve rapid filling and emptying of pipelines

6.The peristaltic pump can be controlled through an external control interface

7.With calibration function, it can ensure high accuracy through calibration

8.RS485 communication uses Modbus protocol, which is easy to debug and use

9.304 stainless steel metal shell



Specification

Model	DPP-G600FC
Speed range	0.01~600rpm
Flow resolution	0.01ml/min
Flow range	≤12000ml/min
Flow calibration	Yes
Control Method	Touch screen (Support external signal control and communication control)
Display Mode	LCD（English and Chinese optional）
Filling volume range	0.01-9999.99ml
Filling volume resolution	0.01ml
Copy number range	0~9999times, “0” is infinite loop
Filling time range	0.1s~9999.99s
Pause Time range	0.1s~9999.99s
Time resolution	0.01s
Suckback angle	0°~360°
Power supply	AC220V±10%(standard) or AC110V±10%(optional)
Power consumption	＜300W
Environment Temperature	0~40℃
Relatively Humidity	＜80%， No condensation
Drive size(WxDxH)mm	243×400×310
Drive weight	15.5kg
Motor type	Servo motor
IP grade	IP31
External control	Control Rev. Stop,Direction,Speed.-Support RS485/MODBUS communication protocol , analog quantity control (0-5V 0-10V 4-20mA ...)foot switch control.

Configuration

Suitable pump head & Flow reference (ml/min)		
Pump head	YZ35	KZ25
Tube	73# 82#	15# 24# 35# 36#
Flow Range	≤12000	≤6000

Multi head series connect high-precision servo motor peristaltic pump

Advantage

1.4.3-inch color LCD, Chinese and English Display, touch screen control.

2.Suitable for multiple specifications of pump heads, with a wide range of flow applications

3.Servo motor drive, high torque, high precision, capable of achieving dual pump head operation

4.Online fine-tuning function to improve filling accuracy

5.Support wireless control and cooperate with our company's remote control to achieve remote wireless control

6.Support mobile phone control, combined with IoT technology to achieve artificial intelligence control

7.The peristaltic pump can be controlled through an external control interface

8.With calibration function, it can ensure high accuracy through calibration

9.RS485 communication uses Modbus protocol, making it easy to debug and use

10.304 stainless steel metal shell



Specification

Model	DPP-T600FC
Speed range	0.01~600rpm
Flow resolution	0.01ml/min
Flow range	≤6000ml/min
Flow calibration	Yes
Control Method	Touch screen (Support external signal control and communication control)
Display Mode	LCD（English and Chinese optional）
Filling volume range	0.01-6000.00ml
Copy number range	0~9999times, “0” is infinite loop
Pause Time range	0~9999.99s
Time resolution	0.01s
Suckback angle	0°~360°
Power supply	AC220V±10%(standard) or AC110V±10%(optional)
Power consumption	＜120W
Environment Temperature	0~40℃
Relatively Humidity	＜80%， No condensation
Drive size(WxDxH)mm	309×153×241
Drive weight	5.75kg
Motor type	Servo motor
IP grade	IP31
External control	Control Rev. Stop,Direction,Speed.-Support RS485/MODBUS communication protocol , analog quantity control (0-5V 0-10V 4-20mA ...)foot switch control.

Configuration

Suitable pump head & Flow reference (ml/min)				
Pump head	KZ25	YZ1515	DG1,2,4,6(6)	DG1,2,4,6(10)
Tube	15# 24# 35# 36#	13# 14# 19# 16# 25# 17# 18#	0.5*0.8,1*1,2*1,2.4*0.8,3*1	
Max. Flow Rate	3-6000(Single Channel)	0.07-2280(Single Channel)	≤48(Single Channel)	≤32(Single Channel)

Flow type peristaltic pump

Advantage

1.4.3-inch industrial-grade true color LCD display, with intuitive interface and convenient touchscreen operation.

2.Compatible with various pump heads, including YZ1515, YZ2515, and BZ25.

3.Equipped with independent full-speed button, capable of rapid pipeline filling and emptying.

4.External control interface allows for the control of peristaltic pumps.

5.With calibration function to ensure high accuracy through calibration.

6.RS485 communication utilizing Modbus protocol, easy to debug and use.

7.Constructed with a 304 stainless steel metal casing.

8.Scheduled quantitative function



Specification

Model	FPP-100LC	FPP-300LC	FPP-600LC
Speed range	0.01-100rpm	0.01-300rpm	0.01-600rpm
display method	4.3-inch color LCD		
interface	RS485		
power consumption	<40W	<50W	<60W
external dimensions L*W*H	155×212×232(mm)		
IP grade	IP31		
speed display resolutio	0.01rpm		
external control input interface	0-5V,0-10V,4-20m,0-10kHz		
Power supply	AC90-265V,50Hz/60Hz		
working environment	Temperature,0~40℃,Humidity＜80%， No condensation		
Drive weight	4.45kg		
Pump head	YZ1515、YZ2515 DG Series		

Configuration

Suitable pump head & Flow reference (ml/min)				
Pump head	YZ1515	YZ2515	DG1,2,4（6）	DG1,2,4,6（10）
Tube	13#14#19#16#25#17#18#	15#,24#	Wall thickness 0.8-1mm, inner diameter ≤3.17mm	
BT100FC	0.007~380	0.17~270	0.002~48	0.0015~32
BT300FC	0.007~1140	0.17~800	-	-
BT600FC	0.007~2280	0.17~1600	-	-
Channel	1 for BT100FC;1·2 for BT300FC and BT600FC	1 for BT100FC;1·2 for BT300FC and BT600FC	1`2`4 for BT100FC	1`2`4 for BT100FC

Multi head series connect high-precision servo motor peristaltic pump

Advantage

1.This product features a high-precision external drive for stepper motor microstepping, ensuring smooth operation and minimal vibration.

2.Physical buttons, 128x32 graphical dot-matrix LCD display, distinctive features, and wider application areas,for BT101LY and BT601LY

3.Physical buttons for direction control and start/stop, easy and convenient operation; also equipped with a full speed key for rapid filling or emptying.Rotary encoder for speed adjustment for BT301LY and BT601LY

4.It is equipped with a timing and quantitative function for BT101LY and BT601LY, making it suitable for simple filling needs.

5.It is capable of RS485 communication with a PC, and our company provides free testing software and communication protocols.Only for BT301LY and BT601LY



6.Wireless control is supported, allowing for remote wireless operation when used with our company's remote controller.

7.It also supports mobile phone control, enabling AI-powered operation when paired with IoT technology.

By using optional accessories such as a dispensing controller, foot switch, or relay control module, it can achieve small-batch filling and distribution.

Specification

Model	FPP-101LY	FPP-301LY	FPP-601LY
Speed range	0.1~150rpm	0.1~350rpm	0.1~600rpm
Flow range	0.0025~570mL/min	0.0025~1330mL/min	0.0025~2280mL/min
Display Mode	128x32 graphical dot-matrix LCD display		
Adjustment method	physical button adjustment or external control adjustment	Rotary encoder or external control adjustment	physical button adjustment or external control adjustment
Power supply	AC90-265V,50Hz/60Hz		
working environment	Temperature,0~40℃,Humidity＜80%， No condensation		
IP grade	IP31		
Angular Resolution	0.1rpm		
Flow resolution	0.001mL/min		
External control	Start/stop, direction (switch)Speed (0-5V, 0-10V, 4-20mA0-10KHz optional)		
interface	RS485		
external dimensions L*W*H	138×153×220(mm)	290×200×206(mm)	290×200×206(mm)
power consumption	<30W		
Drive weight	2.35 kg (excluding pump head)	3.5 kg (excluding pump head)	3.5 kg (excluding pump head)

Configuration

Suitable pump head & Flow reference (ml/min)				
Pump head	YZ1515	YZ2515	DG1,2,4（6）	DG1,2,4,6（10）
Tube	13#14#19#16#25#17#18#	15#,24#	Wall thickness 0.8-1mm, inner diameter ≤3.17mm	
BT101LY	≤570	0.17-405	0.0025-48	0.002-32
BT301LY	0.007-1330	0.17~933	-	-
BT601LY	0.007~2280	0.17~1600	-	-
Channel	1 for BT100FC;1·2 for BT300FC and BT600FC	1 for BT100FC;1·2 for BT300FC and BT600FC	1`2`4 for BT100FC	1`2`4 for BT100FC

Syringe Pump, Single Channel Touch Screen



Application

It is suitable for biological laboratory, electrophysiology, chemistry, pharmaceutical and many other general fields.

Advantage

1.The micro-syringe pump is a single-channel perfusion/extraction syringe pump, mainly used in biological laboratories, with an integrated structure. (Able to install syringes and injectors of different specifications microsyringes are suitable for high-precision, small-flow liquid delivery.)

2.Syringe inner diameter input function: You can select the syringe from the list or directly enter the syringe inner diameter

3.Friendly human-machine interface, large-screen LCD display, digital knobs and membrane buttons are used together, making operation easy and fast.

4.A has a power-down memory function: 1. ERPROM saves the setting parameters, and there is no need to reset them after powering on again. 2. Power outage during operation in flow mode. after power is restored, it can continue to run or stop according to the set parameters.

5.Traffic jam protection function: When the propulsion mechanism of the syringe pump is blocked during work, the syringe pump will stop the work of the propulsion mechanism and sound a whistle alarm.

6.The RS485 communication bus can be used to connect to the host computer and be controlled through background software.

7.External control interface: has input/output control function.

8.Liquid volume calibration function: A more accurate flow rate can be obtained through the calibration procedure.

9.Enable syringe protection function: By adjusting the position of the limit block, the syringe can be prevented from being damaged.

Specification

Model	SP-11C
Execution unit quantity	1
Stroke resolution	0.156 um
Linear velocity range	5μm/min-130 mm/min (Flow rate = linear velocity x internal cross-sectional area of syringe)
Stroke control accuracy	The error≤0.5% (Trip≥30% of the maximum trip)
Flow correction	More accurate fluid levels are obtained through calibration procedures
Syringe selection	Built-in main manufacturer, model syringe for choice
Applicable power supply	Broad voltage AC 90-265V.50 Hz/60 Hz
Working environment	Temperature 0~40°C, relative humidity <80%
Drive weight	3.9 Kg
Communication interface	RS 485(MODBUS Protocol)
Power consumption	<15W
Control type input	2 start and stop control inputs, 1 falling edge trigger signal control start and stop; 1 tTL level signal control start and stop
Maximum stroke	140 mm
Status output	2OCgate signal output, used to indicate the start, stop and direction status
Rated linear thrust	>90N
Display parameter setting	Fluid volume, flow rate, or linear velocity
Linear speed adjustment resolution	5μm/min
Operation parameter setting	Dispense fluid volume, injection time, etc
External dimension (LxWxH)	280x210x140(mm)
Syringe customization	can be directly input into the syringe

Configuration

Applicable syringe (or injector) specifications	Applicable syringe diameter (mm)	Reference flow range (ul/ min-ML /min)
10μl	0.50	0.001-0.0128
25μl	0.80	0.0025-0.0327
50μl	1.10	0.0048-0.0618
100μl	1.60	0.0101-0.1307
250μl	2.30	0.0208-0.2701
500μl	3.25	0.0415-0.5392
1ml	4.72	0.0875-1.1373
2ml	9.00	0.3181-4.1351
5ml	13.10	0.6739-8.7608
10ml	16.60	1.0821-14.068
20ml	19.00	1.4176-18.429
30ml	23.00	2.0774-27.006
60ml	29.14	3.3346-43.349

DAWEIMED MEDICAL EQUIPMENT

Syringe Pump

Syringe Pump, Single Channel LCD Screen



Specification

Model	SP-11Y
Execution unit quantity	1
Stroke resolution	0.156 um
Linear velocity range	5μm/min-130 mm/min (Flow rate = linear velocity x internal cross-sectional area of syringe)
Stroke control accuracy	The error≤0.5% (Trip≥30% of the maximum trip)
Flow correction	More accurate fluid levels are obtained through calibration procedures
Syringe selection	Built-in main manufacturer, model syringe for choice
Applicable power supply	Broad voltage AC 90-265V.50 Hz/60 Hz
Working environment	Temperature 0~40°C, relative humidity <80%
Drive weight	3.9 Kg
Communication interface	RS 485(MODBUS Protocol)
Power consumption	<15W
Control type input	2 start and stop control inputs, 1 falling edge trigger signal control start and stop; 1 tTL level signal control start
	and stop
Maximum stroke	140 mm
Status output	2OCgate signal output, used to indicate the start, stop and direction status
Rated linear thrust	>290N
Display parameter setting	Fluid volume, flow rate, or linear velocity
Linear speed adjustment resolution	5μm/min
Operation parameter setting	Dispense fluid volume, injection time, etc
External dimension (LxWxH)	280x210x140(mm)
Syringe customization	can be directly input into the syringe

Application

Suitable for many general fields such as biological laboratories, electrophysiology, chemistry, pharmaceuticals, etc.

Advantage

1.A micro syringe pump LSPO1-1Y is a single-channel perfusion/extraction syringe pump, mainly used in biological laboratories, with an integrated structure. (Able to install syringes and injectors of different specifications, microsyringes are suitable for high-precision, small-flow liquid delivery.)

2.Syringe inner diameter input function: You can select a syringe from the list or directly enter the syringe inner diameter.

3.Friendly human-machine interface, large-screen LCD display, digital knobs and membrane buttons are used together, making operation easy and fast.

4.It has a power-down memory function: 1. ERPROM saves the setting parameters, and there is no need to reset them after powering on again. 2. If the power is lost while running in flow mode, after power is restored, it can continue to run or stop according to the set parameters.

5.Traffic jam protection function: When the propulsion mechanism of the syringe pump is blocked during work, the syringe pump will stop the work of the propulsion mechanism and sound a whistle alarm.

6.The RS485 communication bus can be used to connect to the host computer and be controlled through background software.

7.External control interface: has input/output control function.

8.Liquid volume calibration function: A more accurate flow rate can be obtained through the calibration procedure.

9.Enable syringe protection function: By adjusting the position of the limit block, the syringe can be prevented from being damaged.

Configuration

Applicable syringe (or injector) specifications	Applicable syringe diameter (mm)	Reference flow range (ul/ min-ML /min)
10μl	0.50	0.001-0.0128
25μl	0.80	0.0025-0.0327
50μl	1.10	0.0048-0.0618
100μl	1.60	0.0101-0.1307
250μl	2.30	0.0208-0.2701
500μl	3.25	0.0415-0.5392
1ml	4.72	0.0875-1.1373
2ml	9.00	0.3181-4.1351
5ml	13.10	0.6739-8.7608
10ml	16.60	1.0821-14.068
20ml	19.00	1.4176-18.429
30ml	23.00	2.0774-27.006
60ml	29.14	3.3346-43.349

BAWEIMED
MEDICAL EQUIPMENT

Syringe Pump

Syringe Pump, Touch Screen Single Channel



Application

It is suitable for many general fields such as biological laboratories, electrophysiology, chemistry, pharmaceuticals, etc.

Advantage

1.The micro-syringe pump is a single-channel perfusion/extraction syringe pump, mainly used in biological laboratories, with an integrated structure. (Able to install syringes, injectors, and microsyringes of different specifications, suitable for high-precision, liquid transfer of small flows.)

2.Syringe inner diameter input function: You can select a syringe from the list or directly enter the syringe inner diameter.

3.Friendly human-machine interface, large-screen LCD display, digital knobs and membrane buttons are used together, making operation easy and fast.

4.With power-down memory function: 1. ERPROM saves the setting parameters, and there is no need to reset after powering on again. 2. Power outage when running in flow mode. After power is restored, it can continue to run or stop according to the set parameters.

5.Traffic jam protection function: When the propulsion mechanism of the syringe pump is blocked during work, the syringe pump will stop the work of the propulsion mechanism and sound a whistle alarm.

6.The RS485 communication bus can be used to connect to the host computer and be controlled through background software.

7.External control interface: has input/output control function.

8.Liquid volume calibration function: A more accurate flow rate can be obtained through the calibration procedure.

9.Enable syringe protection function: By adjusting the position of the limit block, the syringe can be prevented from being damaged.

Specification

Model	SP-21C
Execution unit quantity	1
Stroke resolution	0.156 um
Linear velocity range	5μm/min-130 mm/min (Flow rate = linear velocity x internal cross-sectional area of syringe)
Stroke control accuracy	The error≤0.5% (Trip≥30% of the maximum trip)
Flow correction	More accurate fluid levels are obtained through calibration procedures
Syringe selection	Built-in main manufacturer, model syringe for choice
Applicable power supply	Broad voltage AC 90-265V.50 Hz/60 Hz
Working environment	Temperature 0~40°C, relative humidity <80%
Drive weight	3.9 Kg
Communication interface	RS 485(MODBUS Protocol)
Power consumption	<15W
Control type input	2 start and stop control inputs, 1 falling edge trigger signal control start and stop; 1 tTL level signal control start and stop
Maximum stroke	140 mm
Status output	2OCgate signal output, used to indicate the start, stop and direction status
Rated linear thrust	>290N
Display parameter setting	Fluid volume, flow rate, or linear velocity
Linear speed adjustment resolution	5μm/min
Operation parameter setting	Dispense fluid volume, injection time, etc
External dimension (LxWxH)	280x210x140(mm)
Syringe customization	can be directly input into the syringe

Configuration

Applicable syringe (or injector) specifications	Applicable syringe diameter (mm)	Reference flow range (ul/ min-ML /min)
10μl	0.50	0.001-0.0255
25μl	0.80	0.0025-0.0653
50μl	1.10	0.0048-0.1235
100μl	1.60	0.0101-0.2614
250μl	2.30	0.0208-0.5401
500μl	3.25	0.0415-1.0784
1ml	4.72	0.0875-2.2747
2ml	9.00	0.3181-8.2702
5ml	13.10	0.6739-17.522
10ml	16.60	1.0821-28.135
20ml	19.00	1.4176-36.859
30ml	23.00	2.0774-54.012
60ml	29.14	3.3346-86.699

BAWEDE MEDICAL EQUIPMENT

Industrial peristaltic pump





Advantage

1. Use high-torque, maintenance-free DC brushless motor drive.

2. It has speed display, flow display and timing and quantitative functions.

3. The peristaltic pump can be controlled through the external control interface to control the speed, start-stop status and operating direction.

4. Equipped with a full-speed button to realize rapid filling and emptying of pipelines.

5. The RS485 communication protocol uses Modbus protocol, which is easy to debug and use.

6. Front panel display for easy operation.

Specification

Model	BPP-600L
Range of rotation	4-~600rpm
Speed resolution	1rpm
Display	LED
External control input interface	0-10kHz、 0-5V、 0-10V、 4-20mA
Timing error	0.1s
Timing display resolution	1s
Timing range	1 s-99 h, 59 min and 59 s
External control function	passive signal control: start-stop control and direction control
Communication function	RS485 communication (using universal Modbus protocol)
Voltage	AC90-265V, 50Hz/60Hz
Power	<400W
External size (W×D×H)	348×242×212(mm)
Weight (excluding pump head)	10.5kg
Working environment	Temperature 0~40℃, relative humidity <80%
Protection level	IP31

Configuration

Model	Applicable pump head	Applicable hose	Flow range (ml/min)	Number of channels
BPP-600L	YZ35× (1, 2)	73# 83#	Single channel 400-12000	1

Basic perstaltic pump





Advantage

1. Stepper motor subdivision drive, using external drive, has high precision, smooth operation and low vibration.

2. Physical buttons and green digital display are unique and have a wider range of applications.

3. Forward rotation, reverse rotation, and external control are indicated by 3 indicator lights; when stopped, the corresponding indicator light flashes.

4. The physical buttons adjust the speed, direction, and start/stop, making the operation simple and convenient; there is also a full-speed button for quick filling or emptying.

5. It has a power-off memory function. After power-off, power on again to maintain the data status before power-off.

6. Supports wireless control and can be used with our company's remote control to achieve remote wireless control.

7. Supports external signal control such as 0-10kHz, 0-5V, 0-10V, 4-20Ma, etc.

8. It can be used with optional accessories to achieve small batch filling and distribution.

Specification

Model	BPP-100J
Rotating speed	0.1~100rpm
Speed resolution	0.1rpm
External control function	Start, stop, direction (switch signal); speed (0-5V, 0-10V, 4-20mA, 0-10KHz optional)
Adjustment method	Physical button adjustment or external control adjustment
Communication function	Adapted to RS485 communication module, capable of RS485 communication standard (MODBUS protocol)
Voltage	AC90-265V, 50Hz/60Hz
Power consumption	<30W
Working environment	ambient temperature 0~40℃, relative humidity <80%
External size (W×D×H)	220×153×138(mm)
Weight (excluding pump head)	2.35kg
Protection level	IP31

Configuration

Model	Applicable pump head	Applicable hose	Flow range (ml/min)	Number of channels
BPP-100J	YZ1515	13# 14# 19#16# 25# 17#18#	0.007-380	2
	YZ2515	15#24#	0.17-270	2
	DG-(1,2,4)6 rollers	Wall thickness 0.8-1mm,	Single channel 0.0025-48	1,2,4
	DG-(1,2,4)10rollers	inner diameter ≤3.17mm	Single channel 0.002-32	1,2,4

Basic perstaltic pump





Advantage

1. Stepper motor subdivision drive, using external drive, has high precision, smooth operation and low vibration.

2. Stainless steel casing, physical buttons, and green digital display are unique and have a wider range of applications. Forward rotation, reverse rotation, and external control are indicated by 3 indicator lights; when stopped, the corresponding indicator light in the direction flashes.

3. The physical buttons adjust the speed, direction, and start/stop, making the operation simple and convenient; there is also a full-speed button for quick filling or emptying.

4. It has a power-off memory function. After power-off, power on again to maintain the data status before power-off.

5. Supports wireless control and can be used with our company's remote control to achieve remote wireless control.

6. Supports mobile phone control and cooperates with Internet of Things technology to achieve artificial intelligence control.

7. Support external signal control such as 0-10KHz, 0-5V, 0-10V, 4-20mA, etc.

8. It can be used with optional accessories to achieve small batch filling and distribution;

Specification

Model	BPP-100S
Rotating speed	0.1~150rpm
Speed resolution	Speed <100rpm,0.1pm; Speed>100,1rpm
External control function	Start, stop, direction (switch signal); speed (0-5V, 0-10V, 4-20mA, 0-10KHz optional)
Adjustment method	Physical button adjustment or external control adjustment
Communication function	Adapted to RS485 communication module, capable of RS485 communication standard (MODBUS protocol)
Voltage	AC90-265V, 50Hz/60Hz
Power consumption	<30W
Working environment	ambient temperature 0~40℃, relative humidity <80%
External size (W×D×H)	220×153×138(mm)
Weight (excluding pump head)	2.35kg
Protection level	IP31

Configuration

Model	Applicable pump head	Applicable hose	Flow range (ml/min)	Number of channels
BT100S	YZ1515	13# 14# 19#16# 25# 17#18#	0.007-570	1
	YZ2515	15#24#	0.17-405	1
	DG-(1,2,4)6 rollers	Wall thickness 0.8-1mm,	Single channel 0.0025-72	1,2,4
	DG-(1,2,4)10rollers	inner diameter ≤3.17mm	Single channel 0.002-48	1,2,4

Basic perstaltic pump

Basic perstaltic pump





Advantage

1. Stepper motor subdivision drive, using external drive, has high precision, smooth operation and low vibration.

2. Physical buttons and green digital display are unique and have a wider range of applications.

3. The LED digital tube displays the current speed, which is simple, intuitive and clear at a glance.

4. Forward rotation, reverse rotation, and external control are indicated by 3 indicator lights; when stopped, the corresponding indicator light flashes.

5. The rotary encoder and toggle switch adjust the speed, direction, start/stop, and the operation is simple and convenient; it is also equipped with a full-speed key for quick filling or emptying.

6. It has a power-off memory function. After power-off, power on again to maintain the data status before power-off.

7. Supports wireless control and can be used with our company's remote control to achieve remote wireless control. 8. Supports external signal control such as 0-10kHz, 0-5V, 0-10V, 4-20Ma, etc.

9. It can be used with optional accessories to achieve small batch filling and distribution.

Specification

Model	BPP-300J
Rotating speed	0.1~300rpm
Speed resolution	Speed <100rpm,0.1pm; Speed>100,1rpm
External control function	Start, stop, direction (switch signal); speed (0-5V, 0-10V, 4-20mA, 0-10KHz optional)
Adjustment method	Rotary encoder or external control adjustment
Communication function	RS485 communication (MODBUS protocol)
Voltage	AC90-265V, 50Hz/60Hz
Power consumption	<30W
Working environment	ambient temperature 0~40℃, relative humidity <80%
External size (W×D×H)	290×200×206(mm)
Weight (excluding pump head)	3.82kg
Protection level	IP31

Configuration

Model	Applicable pump head	Applicable hose	Flow range (ml/min)	Number of channels
BPP-300J	YZ1515	13# 14# 19#16# 25# 17#18#	0.007-1140	1,2
	YZ2515	15#24#	1.7-800	1,2

Basic perstaltic pump





Advantage

1. Stepper motor subdivision drive, using external drive, has high precision, smooth operation and low vibration.

2. Green digital display is unique and has wider application fields.

3. The rotary encoder and toggle switch adjust the speed, direction, start/stop, and the operation is simple and convenient; it is also equipped with a full-speed key for quick filling or emptying.

4. It has a power-off memory function. After power-off, power on again to maintain the data status before power-off.

5. Supports wireless control and can be used with our company's remote control to achieve remote wireless control. 6. Supports mobile phone control and cooperates with Internet of Things technology to achieve artificial intelligence control.

7. It can be used with optional accessories to achieve small batch filling and distribution.

Specification

Model	BPP-600J
Rotating speed	0.1~600rpm
Speed resolution	Speed <100rpm,0.1pm; Speed>100,1rpm
Display	LED
External control function	Start, stop, direction (switch signal); speed (0-5V, 0-10V, 4-20mA, 0-10KHz optional)
Adjustment method	Rotary encoder or external control adjustment
Communication function	RS485 communication (MODBUS protocol)
Voltage	AC90-265V, 50Hz/60Hz
Power consumption	<60W
Working environment	ambient temperature 0~40℃, relative humidity <80%
External size (W×D×H)	290×200×206(mm)
Weight (excluding pump head)	3.82kg
Protection level	IP31

Configuration

Model	Applicable pump head	Applicable hose	Flow range (ml/min)	Number of channels
BPP-600J	YZ1515	13# 14# 19#16# 25# 17#18#	0.007-2280	1,2
	YZ2515	15#24#	1.7-1600	1,2

RAWERS MEDICAL EQUIPMENT

Basic perstaltic pump

Basic perstaltic pump





Advantage

1. Stepper motor subdivision drive, using external drive, has high precision, smooth operation and low vibration.

2. Stainless steel casing and green digital display, unique features and wider application fields.

3. The 3-digit LED digital tube displays the current speed, which is simple, intuitive and clear at a glance.

4. The rotary encoder and toggle switch adjust the speed, direction, start/stop, and the operation is simple and convenient; there is also a full-speed key for quick filling or emptying.

5. It has a power-off memory function. After power-off, power on again to maintain the data status before power-off.

6. It can communicate with PC through RS485. Our company can provide test software and communication protocol for free.

7. Support wireless control and cooperate with our company's remote control to achieve remote wireless control

8. Support mobile phone control and cooperate with Internet of Things technology to achieve artificial intelligence control

9. Support external signal control such as 0-10kHz, 0-5V, 0-10V, 4-20mA, etc.

10. It can be used with optional accessories to achieve small batch filling and distribution;

Specification

Model	BPP-300S
Rotating speed	0.1~350rpm
Speed resolution	Speed <100rpm,0.1pm; Speed>100,1rpm
Display	LED
External control function	Start, stop, direction (switch signal); speed (0-5V, 0-10V, 4-20mA, 0-10KHz optional)
Adjustment method	Rotary encoder or external control adjustment
Communication function	RS485 communication (MODBUS protocol)
Voltage	AC90-265V, 50Hz/60Hz
Power consumption	<60W
Working environment	ambient temperature 0~40℃, relative humidity <80%
External size (W×D×H)	276×147×172 (mm)
Weight (excluding pump head)	4.85kg
Protection level	IP31

Configuration

Model	Applicable pump head	Applicable hose	Flow range (ml/min)	Number of channels
BPP-300S	KZ25	15#24# 35#36#	3-3500	1
	YZ1515	13# 14# 19#16# 25# 17#18#	0.007-1330	1,2,3,4
	YZ2515	15#24#	1.7-933	1,2,3,4

Basic perstaltic pump





Advantage

1. Stepper motor subdivision drive, using external drive, has high precision, smooth operation and low vibration.

2. Stainless steel casing and green digital display, unique features and wider application fields.

3. The 3-digit LED digital tube displays the current speed, which is simple, intuitive and clear at a glance.

4. The rotary encoder and toggle switch adjust the speed, direction, start/stop, and the operation is simple and convenient; there is also a full-speed key for quick filling or emptying.

5. It has a power-off memory function. After power-off, power on again to maintain the data status before power-off.

6. It can communicate with PC through RS485. Our company can provide test software and communication protocol for free.

7. Support wireless control, cooperate with the company's remote control to achieve remote wireless control, support mobile phone control, and cooperate with the Internet of Things technology to achieve artificial intelligence control

8. Support external signal control such as 0-10kHz, 0-5V, 0-10V, 4-20mA, etc.

9. It can be used with optional accessories to achieve small batch filling and distribution;

Specification

Model	BPP-600S
Rotating speed	0.1~600rpm
Speed resolution	Speed <100rpm,0.1pm; Speed>100,1rpm
Display	LED
External control function	Start, stop, direction (switch signal); speed (0-5V, 0-10V, 4-20mA, 0-10KHz optional)
Adjustment method	Rotary encoder or external control adjustment
Communication function	RS485 communication (MODBUS protocol)
Voltage	AC90-265V, 50Hz/60Hz
Power consumption	<60W
Working environment	ambient temperature 0~40℃, relative humidity <80%
External size (W×D×H)	276×147×172 (mm)
Weight (excluding pump head)	4.85kg
Protection level	IP31

Configuration

Model	Applicable pump head	Applicable hose	Flow range (ml/min)	Number of channels
BPP-600S	KZ25	15#24# 35#	3-6000	1
	YZ1515	13# 14# 19#16# 25# 17#18#	0.007-2280	1,2,3,4
	YZ2515	15#24#	1.7-1600	1,2,3,4

Multi channel dispensing peristaltic pump

Advantage

1.4.3-inch color LCD, Chinese and English Display, touch screen control.

2.YZ1515, YZ2515, DG series pump heads can be installed

3.With the function of storing historical parameters, it can timely access commonly used parameter settings, which is convenient and fast

4.With independent full speed button, it can achieve rapid filling and emptying of pipelines

5.The peristaltic pump can be controlled through an external control interface

6.With calibration function, it can ensure high accuracy through calibration

7.RS485 communication uses Modbus protocol, which is easy to debug and use

8.304 stainless steel metal shell



Specification

Model	DPP-100FC	DPP-300FC	DPP-600FC
Speed range	0.01~100rpm	0.01~300rpm	0.01~600rpm
Flow resolution	0.01ml/min		
speed display resolution	0.1rpm(<100rpm), 1rpm(≥100rpm)		
Flow range	0.0015~380ml/min	0.007~1140ml/min	0.007~2280ml/min
Flow calibration	Yes		
Control Method	Touch screen (Support external signal control and communication control)		
Display Mode	LCD（English and Chinese optional）		
Filling volume range	0.01-9999.99ml		
Filling volume resolution	0.01ml		
Copy number range	0~999times, “0” is infinite loop		
Filling time range	0.1s~9999.99s		
Pause Time range	0.1s~9999.99s		
Time resolution	0.01s		
Suckback angle	0°~360°		
Power supply	AC220V±10%(standard) or AC110V±10%(optional)		
Power consumption	＜40W	＜50W	＜60W
Environment Temperature	0~40℃		
Relatively Humidity	＜80%， No condensation		
Drive size(WxDxH)mm	212×155×232		
Drive weight	3.0kg	3.2kg	3.5kg
Motor type	Stepper motor		
IP grade	IP31		
Working mode	Filling mode, Transmission mode		
External control	Control Rev. Stop,Direction,Speed.-Support RS485/MODBUS communication protocol , analog quantity control (0-5V 0-10V 4-20mA ...)foot switch control.		

Configuration

Suitable pump head & Flow reference (ml/min)				
Pump head	YZ1515x	YZ2515x	DG1,2,4,6（6）	DG1,2,4,6（10）
Tube	13# 14# 19# 16# 25# 17# 18#	15# 24#	0.5*0.8,1*1,2*1,2.4*0.8,3*1	
DPP-100FC	0.007~380	0.17~270	0.0025~48	0.002~32
DPP-300FC	0.07~1140	1.7~800	-	-
DPP-600FC	0.07~2280	1.7~1600	-	-

Large flow servo touch digital display peristaltic pump

Advantage

1.4.3-inch color LCD, Chinese and English Display, touch screen control.

2.YZ35, KZ25 series pump heads can be installed

3.Servo motor drive, high torque, high precision, capable of achieving dual pump head operation

4.Online fine-tuning function to improve filling accuracy

5.With independent full speed button, it can achieve rapid filling and emptying of pipelines

6.The peristaltic pump can be controlled through an external control interface

7.With calibration function, it can ensure high accuracy through calibration

8.RS485 communication uses Modbus protocol, which is easy to debug and use

9.304 stainless steel metal shell



Specification

Model	DPP-G600FC
Speed range	0.01~600rpm
Flow resolution	0.01ml/min
Flow range	≤12000ml/min
Flow calibration	Yes
Control Method	Touch screen (Support external signal control and communication control)
Display Mode	LCD（English and Chinese optional）
Filling volume range	0.01-9999.99ml
Filling volume resolution	0.01ml
Copy number range	0~9999times, “0” is infinite loop
Filling time range	0.1s~9999.99s
Pause Time range	0.1s~9999.99s
Time resolution	0.01s
Suckback angle	0°~360°
Power supply	AC220V±10%(standard) or AC110V±10%(optional)
Power consumption	＜300W
Environment Temperature	0~40℃
Relatively Humidity	＜80%， No condensation
Drive size(WxDxH)mm	243×400×310
Drive weight	15.5kg
Motor type	Servo motor
IP grade	IP31
External control	Control Rev. Stop,Direction,Speed.-Support RS485/MODBUS communication protocol , analog quantity control (0-5V 0-10V 4-20mA ...)foot switch control.

Configuration

Suitable pump head & Flow reference (ml/min)		
Pump head	YZ35	KZ25
Tube	73# 82#	15# 24# 35# 36#
Flow Range	≤12000	≤6000

Multi head series connect high-precision servo motor peristaltic pump

Advantage

1.4.3-inch color LCD, Chinese and English Display, touch screen control.

2.Suitable for multiple specifications of pump heads, with a wide range of flow applications

3.Servo motor drive, high torque, high precision, capable of achieving dual pump head operation

4.Online fine-tuning function to improve filling accuracy

5.Support wireless control and cooperate with our company's remote control to achieve remote wireless control

6.Support mobile phone control, combined with IoT technology to achieve artificial intelligence control

7.The peristaltic pump can be controlled through an external control interface

8.With calibration function, it can ensure high accuracy through calibration

9.RS485 communication uses Modbus protocol, making it easy to debug and use

10.304 stainless steel metal shell



Specification

Model	DPP-T600FC
Speed range	0.01~600rpm
Flow resolution	0.01ml/min
Flow range	≤6000ml/min
Flow calibration	Yes
Control Method	Touch screen (Support external signal control and communication control)
Display Mode	LCD（English and Chinese optional）
Filling volume range	0.01-6000.00ml
Copy number range	0~9999times, “0” is infinite loop
Pause Time range	0~9999.99s
Time resolution	0.01s
Suckback angle	0°~360°
Power supply	AC220V±10%(standard) or AC110V±10%(optional)
Power consumption	＜120W
Environment Temperature	0~40℃
Relatively Humidity	＜80%， No condensation
Drive size(WxDxH)mm	309×153×241
Drive weight	5.75kg
Motor type	Servo motor
IP grade	IP31
External control	Control Rev. Stop,Direction,Speed.-Support RS485/MODBUS communication protocol , analog quantity control (0-5V 0-10V 4-20mA ...)foot switch control.

Configuration

Suitable pump head & Flow reference (ml/min)				
Pump head	KZ25	YZ1515	DG1,2,4,6(6)	DG1,2,4,6(10)
Tube	15# 24# 35# 36#	13# 14# 19# 16# 25# 17# 18#	0.5*0.8,1*1,2*1,2.4*0.8,3*1	
Max. Flow Rate	3-6000(Single Channel)	0.07-2280(Single Channel)	≤48(Single Channel)	≤32(Single Channel)

Flow type peristaltic pump

Advantage

1.4.3-inch industrial-grade true color LCD display, with intuitive interface and convenient touchscreen operation.

2.Compatible with various pump heads, including YZ1515, YZ2515, and BZ25.

3.Equipped with independent full-speed button, capable of rapid pipeline filling and emptying.

4.External control interface allows for the control of peristaltic pumps.

5.With calibration function to ensure high accuracy through calibration.

6.RS485 communication utilizing Modbus protocol, easy to debug and use.

7.Constructed with a 304 stainless steel metal casing.

8.Scheduled quantitative function



Specification

Model	FPP-100LC	FPP-300LC	FPP-600LC
Speed range	0.01-100rpm	0.01-300rpm	0.01-600rpm
display method	4.3-inch color LCD		
interface	RS485		
power consumption	<40W	<50W	<60W
external dimensions L*W*H	155×212×232(mm)		
IP grade	IP31		
speed display resolutio	0.01rpm		
external control input interface	0-5V,0-10V,4-20m,0-10kHz		
Power supply	AC90-265V,50Hz/60Hz		
working environment	Temperature,0~40℃,Humidity＜80%， No condensation		
Drive weight	4.45kg		
Pump head	YZ1515、YZ2515 DG Series		

Configuration

Suitable pump head & Flow reference (ml/min)				
Pump head	YZ1515	YZ2515	DG1,2,4（6）	DG1,2,4,6（10）
Tube	13#14#19#16#25#17#18#	15#,24#	Wall thickness 0.8-1mm, inner diameter ≤3.17mm	
BT100FC	0.007~380	0.17~270	0.002~48	0.0015~32
BT300FC	0.007~1140	0.17~800	-	-
BT600FC	0.007~2280	0.17~1600	-	-
Channel	1 for BT100FC;1·2 for BT300FC and BT600FC	1 for BT100FC;1·2 for BT300FC and BT600FC	1`2`4 for BT100FC	1`2`4 for BT100FC

Multi head series connect high-precision servo motor peristaltic pump

Advantage

1.This product features a high-precision external drive for stepper motor microstepping, ensuring smooth operation and minimal vibration.

2.Physical buttons, 128x32 graphical dot-matrix LCD display, distinctive features, and wider application areas,for BT101LY and BT601LY

3.Physical buttons for direction control and start/stop, easy and convenient operation; also equipped with a full speed key for rapid filling or emptying.Rotary encoder for speed adjustment for BT301LY and BT601LY

4.It is equipped with a timing and quantitative function for BT101LY and BT601LY, making it suitable for simple filling needs.

5.It is capable of RS485 communication with a PC, and our company provides free testing software and communication protocols.Only for BT301LY and BT601LY



6.Wireless control is supported, allowing for remote wireless operation when used with our company's remote controller.

7.It also supports mobile phone control, enabling AI-powered operation when paired with IoT technology.

By using optional accessories such as a dispensing controller, foot switch, or relay control module, it can achieve small-batch filling and distribution.

Specification

Model	FPP-101LY	FPP-301LY	FPP-601LY
Speed range	0.1~150rpm	0.1~350rpm	0.1~600rpm
Flow range	0.0025~570mL/min	0.0025~1330mL/min	0.0025~2280mL/min
Display Mode	128x32 graphical dot-matrix LCD display		
Adjustment method	physical button adjustment or external control adjustment	Rotary encoder or external control adjustment	physical button adjustment or external control adjustment
Power supply	AC90-265V,50Hz/60Hz		
working environment	Temperature,0~40℃,Humidity＜80%， No condensation		
IP grade	IP31		
Angular Resolution	0.1rpm		
Flow resolution	0.001mL/min		
External control	Start/stop, direction (switch)Speed (0-5V, 0-10V, 4-20mA0-10KHz optional)		
interface	RS485		
external dimensions L*W*H	138×153×220(mm)	290×200×206(mm)	290×200×206(mm)
power consumption	<30W		
Drive weight	2.35 kg (excluding pump head)	3.5 kg (excluding pump head)	3.5 kg (excluding pump head)

Configuration

Suitable pump head & Flow reference (ml/min)				
Pump head	YZ1515	YZ2515	DG1,2,4（6）	DG1,2,4,6（10）
Tube	13#14#19#16#25#17#18#	15#,24#	Wall thickness 0.8-1mm, inner diameter ≤3.17mm	
BT101LY	≤570	0.17-405	0.0025-48	0.002-32
BT301LY	0.007-1330	0.17~933	-	-
BT601LY	0.007~2280	0.17~1600	-	-
Channel	1 for BT100FC;1·2 for BT300FC and BT600FC	1 for BT100FC;1·2 for BT300FC and BT600FC	1`2`4 for BT100FC	1`2`4 for BT100FC

Syringe Pump, Single Channel Touch Screen



Application

It is suitable for biological laboratory, electrophysiology, chemistry, pharmaceutical and many other general fields.

Advantage

1.The micro-syringe pump is a single-channel perfusion/extraction syringe pump, mainly used in biological laboratories, with an integrated structure. (Able to install syringes and injectors of different specifications microsyringes are suitable for high-precision, small-flow liquid delivery.)

2.Syringe inner diameter input function: You can select the syringe from the list or directly enter the syringe inner diameter

3.Friendly human-machine interface, large-screen LCD display, digital knobs and membrane buttons are used together, making operation easy and fast.

4.A has a power-down memory function: 1. ERPROM saves the setting parameters, and there is no need to reset them after powering on again. 2. Power outage during operation in flow mode. after power is restored, it can continue to run or stop according to the set parameters.

5.Traffic jam protection function: When the propulsion mechanism of the syringe pump is blocked during work, the syringe pump will stop the work of the propulsion mechanism and sound a whistle alarm.

6.The RS485 communication bus can be used to connect to the host computer and be controlled through background software.

7.External control interface: has input/output control function.

8.Liquid volume calibration function: A more accurate flow rate can be obtained through the calibration procedure.

9.Enable syringe protection function: By adjusting the position of the limit block, the syringe can be prevented from being damaged.

Specification

Model	SP-11C
Execution unit quantity	1
Stroke resolution	0.156 um
Linear velocity range	5μm/min-130 mm/min (Flow rate = linear velocity x internal cross-sectional area of syringe)
Stroke control accuracy	The error≤0.5% (Trip≥30% of the maximum trip)
Flow correction	More accurate fluid levels are obtained through calibration procedures
Syringe selection	Built-in main manufacturer, model syringe for choice
Applicable power supply	Broad voltage AC 90-265V.50 Hz/60 Hz
Working environment	Temperature 0~40°C, relative humidity <80%
Drive weight	3.9 Kg
Communication interface	RS 485(MODBUS Protocol)
Power consumption	<15W
Control type input	2 start and stop control inputs, 1 falling edge trigger signal control start and stop; 1 tTL level signal control start and stop
Maximum stroke	140 mm
Status output	2OCgate signal output, used to indicate the start, stop and direction status
Rated linear thrust	>90N
Display parameter setting	Fluid volume, flow rate, or linear velocity
Linear speed adjustment resolution	5μm/min
Operation parameter setting	Dispense fluid volume, injection time, etc
External dimension (LxWxH)	280x210x140(mm)
Syringe customization	can be directly input into the syringe

Configuration

Applicable syringe (or injector) specifications	Applicable syringe diameter (mm)	Reference flow range (ul/ min-ML /min)
10μl	0.50	0.001-0.0128
25μl	0.80	0.0025-0.0327
50μl	1.10	0.0048-0.0618
100μl	1.60	0.0101-0.1307
250μl	2.30	0.0208-0.2701
500μl	3.25	0.0415-0.5392
1ml	4.72	0.0875-1.1373
2ml	9.00	0.3181-4.1351
5ml	13.10	0.6739-8.7608
10ml	16.60	1.0821-14.068
20ml	19.00	1.4176-18.429
30ml	23.00	2.0774-27.006
60ml	29.14	3.3346-43.349

DAWEIMED MEDICAL EQUIPMENT

Syringe Pump

Syringe Pump, Single Channel LCD Screen



Specification

Model	SP-11Y
Execution unit quantity	1
Stroke resolution	0.156 um
Linear velocity range	5μm/min-130 mm/min (Flow rate = linear velocity x internal cross-sectional area of syringe)
Stroke control accuracy	The error≤0.5% (Trip≥30% of the maximum trip)
Flow correction	More accurate fluid levels are obtained through calibration procedures
Syringe selection	Built-in main manufacturer, model syringe for choice
Applicable power supply	Broad voltage AC 90-265V.50 Hz/60 Hz
Working environment	Temperature 0~40°C, relative humidity <80%
Drive weight	3.9 Kg
Communication interface	RS 485(MODBUS Protocol)
Power consumption	<15W
Control type input	2 start and stop control inputs, 1 falling edge trigger signal control start and stop; 1 tTL level signal control start
	and stop
Maximum stroke	140 mm
Status output	2OCgate signal output, used to indicate the start, stop and direction status
Rated linear thrust	>290N
Display parameter setting	Fluid volume, flow rate, or linear velocity
Linear speed adjustment resolution	5μm/min
Operation parameter setting	Dispense fluid volume, injection time, etc
External dimension (LxWxH)	280x210x140(mm)
Syringe customization	can be directly input into the syringe

Application

Suitable for many general fields such as biological laboratories, electrophysiology, chemistry, pharmaceuticals, etc.

Advantage

1.A micro syringe pump LSPO1-1Y is a single-channel perfusion/extraction syringe pump, mainly used in biological laboratories, with an integrated structure. (Able to install syringes and injectors of different specifications, microsyringes are suitable for high-precision, small-flow liquid delivery.)

2.Syringe inner diameter input function: You can select a syringe from the list or directly enter the syringe inner diameter.

3.Friendly human-machine interface, large-screen LCD display, digital knobs and membrane buttons are used together, making operation easy and fast.

4.It has a power-down memory function: 1. ERPROM saves the setting parameters, and there is no need to reset them after powering on again. 2. If the power is lost while running in flow mode, after power is restored, it can continue to run or stop according to the set parameters.

5.Traffic jam protection function: When the propulsion mechanism of the syringe pump is blocked during work, the syringe pump will stop the work of the propulsion mechanism and sound a whistle alarm.

6.The RS485 communication bus can be used to connect to the host computer and be controlled through background software.

7.External control interface: has input/output control function.

8.Liquid volume calibration function: A more accurate flow rate can be obtained through the calibration procedure.

9.Enable syringe protection function: By adjusting the position of the limit block, the syringe can be prevented from being damaged.

Configuration

Applicable syringe (or injector) specifications	Applicable syringe diameter (mm)	Reference flow range (ul/ min-ML /min)
10μl	0.50	0.001-0.0128
25μl	0.80	0.0025-0.0327
50μl	1.10	0.0048-0.0618
100μl	1.60	0.0101-0.1307
250μl	2.30	0.0208-0.2701
500μl	3.25	0.0415-0.5392
1ml	4.72	0.0875-1.1373
2ml	9.00	0.3181-4.1351
5ml	13.10	0.6739-8.7608
10ml	16.60	1.0821-14.068
20ml	19.00	1.4176-18.429
30ml	23.00	2.0774-27.006
60ml	29.14	3.3346-43.349

BAWEIMED
MEDICAL EQUIPMENT

Syringe Pump

Syringe Pump, Touch Screen Single Channel



Application

It is suitable for many general fields such as biological laboratories, electrophysiology, chemistry, pharmaceuticals, etc.

Advantage

1.The micro-syringe pump is a single-channel perfusion/extraction syringe pump, mainly used in biological laboratories, with an integrated structure. (Able to install syringes, injectors, and microsyringes of different specifications, suitable for high-precision, liquid transfer of small flows.)

2.Syringe inner diameter input function: You can select a syringe from the list or directly enter the syringe inner diameter.

3.Friendly human-machine interface, large-screen LCD display, digital knobs and membrane buttons are used together, making operation easy and fast.

4.With power-down memory function: 1. ERPROM saves the setting parameters, and there is no need to reset after powering on again. 2. Power outage when running in flow mode. After power is restored, it can continue to run or stop according to the set parameters.

5.Traffic jam protection function: When the propulsion mechanism of the syringe pump is blocked during work, the syringe pump will stop the work of the propulsion mechanism and sound a whistle alarm.

6.The RS485 communication bus can be used to connect to the host computer and be controlled through background software.

7.External control interface: has input/output control function.

8.Liquid volume calibration function: A more accurate flow rate can be obtained through the calibration procedure.

9.Enable syringe protection function: By adjusting the position of the limit block, the syringe can be prevented from being damaged.

Specification

Model	SP-21C
Execution unit quantity	1
Stroke resolution	0.156 um
Linear velocity range	5μm/min-130 mm/min (Flow rate = linear velocity x internal cross-sectional area of syringe)
Stroke control accuracy	The error≤0.5% (Trip≥30% of the maximum trip)
Flow correction	More accurate fluid levels are obtained through calibration procedures
Syringe selection	Built-in main manufacturer, model syringe for choice
Applicable power supply	Broad voltage AC 90-265V.50 Hz/60 Hz
Working environment	Temperature 0~40°C, relative humidity <80%
Drive weight	3.9 Kg
Communication interface	RS 485(MODBUS Protocol)
Power consumption	<15W
Control type input	2 start and stop control inputs, 1 falling edge trigger signal control start and stop; 1 tTL level signal control start and stop
Maximum stroke	140 mm
Status output	2OCgate signal output, used to indicate the start, stop and direction status
Rated linear thrust	>290N
Display parameter setting	Fluid volume, flow rate, or linear velocity
Linear speed adjustment resolution	5μm/min
Operation parameter setting	Dispense fluid volume, injection time, etc
External dimension (LxWxH)	280x210x140(mm)
Syringe customization	can be directly input into the syringe

Configuration

Applicable syringe (or injector) specifications	Applicable syringe diameter (mm)	Reference flow range (ul/ min-ML /min)
10μl	0.50	0.001-0.0255
25μl	0.80	0.0025-0.0653
50μl	1.10	0.0048-0.1235
100μl	1.60	0.0101-0.2614
250μl	2.30	0.0208-0.5401
500μl	3.25	0.0415-1.0784
1ml	4.72	0.0875-2.2747
2ml	9.00	0.3181-8.2702
5ml	13.10	0.6739-17.522
10ml	16.60	1.0821-28.135
20ml	19.00	1.4176-36.859
30ml	23.00	2.0774-54.012
60ml	29.14	3.3346-86.699

BAWEDE MEDICAL EQUIPMENT

Syringe Pump, Double Channel LCD Screen



Application

Suitable for many general fields such as biological laboratories, electrophysiology, chemistry, pharmaceuticals, etc.

Advantage

1.The micro-syringe pump LSPO2-1Y is a dual-channel perfusion/extraction syringe pump, mainly used in biological laboratories, with an integrated structure. (Able to install syringes and injectors of different specifications, LSPO2-1Y microsyringes are suitable for high-precision, small-flow liquid delivery.)

2.LSP02-1Y syringe inner diameter input function: You can select the syringe from the list or directly enter the syringe inner diameter.

3.Friendly human-machine interface, large-screen LCD display, digital knobs and membrane buttons are used together, making operation easy and fast.

4.With power-down memory function: 1. ERPROM saves the setting parameters, and there is no need to reset after powering on again. 2. If the power is lost while running in flow mode, after power is restored, it can continue to run or stop according to the set parameters.

5.Traffic jam protection function: When the propulsion mechanism of the syringe pump is blocked during work, the syringe pump will stop the work of the propulsion mechanism and sound a whistle alarm.

6.The RS485 communication bus can be used to connect to the host computer and be controlled through background software.

7.External control interface: has input/output control function.

8.Liquid volume calibration function: A more accurate flow rate can be obtained through the calibration procedure.

9.Enable syringe protection function: By adjusting the position of the limit block, the syringe can be prevented from being damaged

Specification

Model	SP-21Y
Execution unit quantity	1
Stroke resolution	0.156 um
Linear velocity range	5μm/min-130 mm/min (Flow rate = linear velocity x internal cross-sectional area of syringe)
Stroke control accuracy	The error≤0.5% (Trip≥30% of the maximum trip)
Flow correction	More accurate fluid levels are obtained through calibration procedures
Syringe selection	Built-in main manufacturer, model syringe for choice
Applicable power supply	Broad voltage AC 90-265V.50 Hz/60 Hz
Working environment	Temperature 0~40°C, relative humidity <80%
Drive weight	3.9 Kg
Communication interface	RS 485(MODBUS Protocol)
Power consumption	<15W
Control type input	2 start and stop control inputs, 1 falling edge trigger signal control start and stop; 1 tTL level signal control start and stop
Maximum stroke	140 mm
Status output	2OCgate signal output, used to indicate the start, stop and direction status
Rated linear thrust	>290N
Display parameter setting	Fluid volume, flow rate, or linear velocity
Linear speed adjustment resolution	5μm/min
Operation parameter setting	Dispense fluid volume, injection time, etc
External dimension (LxWxH)	280x210x140(mm)
Syringe customization	can be directly input into the syringe

Configuration

Applicable syringe (or injector) specifications	Applicable syringe diameter (mm)	Reference flow range (ul/ min-ML /min)
10ul	0.50	0.001-0.0255
25ul	0.80	0.0025-0.0653
50ul	1.10	0.0048-0.1235
100ul	1.60	0.0101-0.2614
250u	2.30	0.0208-0.5401
500ul	3.25	0.0415-1.0784
1ml	4.72	0.0875-2.2747
2ml	9.00	0.3181-8.2702
5ml	13.10	0.6739-17.522
10ml	16.60	1.0821-28.135
20ml	19.00	1.4176-36.859
30ml	23.00	2.0774-54.012
60ml	29.14	3.3346-86.699

BAWEIMEDICAL EQUIPMENT

Biological Indicator Incubator



Advantage

BII-1000/BII-1000S is a sample incubation equipment based on PID automatic control and thermofilm heating technology. The constant temperature and independent timer function improve the efficiency of laboratory work and are ideal for bio-indicator incubation.

1.Easy to set up and use. All information and parameters can be set in real-time.

2.High-precision temperature control provides a stable temperature environment for the incubator.

3.Wide time range for different types of bio-indicator incubations

4.Up to 7 groups of samples can be incubated at a time, and each group can be counted down independently to improve significantly the reliability of the bio-indicator.

5.Autorun function simplifies the operation process and human intervention, ensuring the consistency of the experiment.

6.Temperature calibration function ensures that the temperature inside the incubator is consistent with the set value.

7.Built-in software and hardware over-temperature protection devices for more reliable use.

Specification

Model	BII-1000/BII-1000S
Temp. Setting Range	0℃~100℃
Temp.Control Range	RT+5℃~100℃
Time Range	1min~99h59min
Temp.Accuracy	≤±0.3℃
Display.Accuracy	0.1℃
Temp.Uniformity	≤±0.3℃
Heating Time	≤12min(from 25℃ to 100℃)
Automatic Running	Yes
Capacity	See optional block
Consumption	150W
Power Supply	AC220/110V,50/60Hz
Dimensions(W×D×H)(mm)	260x195x150
Shipping Size(W×D×H)(mm)	410x320x320
N.W./G.W. (kg)	2.5/4

Optional Blocks

Type	Capacity
RCO2044001	35xΦ9mm Only for BII-1000
RCO2044002	35xΦ10mm Only for BII-1000
RC02 044 003	28xΦ12mm Only for BII-1000S

Biological Indicator Incubator



Advantage

BII-80 bioindicator incubator is versatile, compact, reliable and easy to use. Designed for single-temperature incubation of EO bioindicators. Thermometer is included in the incubator for easy verification of incubation temperature.

1.Energy-efficient design greatly reduces operating costs and energy waste.

2.Temperature control is accurate to ±0.3°C, ensuring accurate and reliable incubation of bioindicators.

3.Visualization of the experimental process allows real-time detection of the bioindicator incubation situation.

4.Electronic calibration ensures that the temperature inside the incubator is the same as the set value, improving the reproducibility of experiments.

5.Customized to fit any sample rack for greater operational flexibility.

6.Power supply is UL, CSA and CE certified.

Specification

Model	BII-80
Temp. Control Range	RT+5～100℃
Timing Range	1min～999h
Temp. Accuracy	≤±0.3℃
Display Accuracy	0.1℃
Heating Time	≤6min(from 20℃ to 56℃)
Ambient Temperature	5℃～35℃
Consumption	40W
Power Supply	AC220/110V,50/60Hz
Dimensions(W×D×H)(mm)	145×113×110
Shipping Size(W×D×H)(mm)	290x250x220
N.W./G.W. (kg)	0.5/2

Optional Blocks

Type	Diameter	capacity
MD40	Φ10mm	15
MD41	Φ12mm	12
MD42	Φ15mm	8
MD43	Φ16mm	8
MD45	Φ9mm	18

Dry Bath

4.Dry bath's block is equipped with a cover to avoid samples from external contamination. It can prevent heat loss, provide more insulation and avoid sample contamination overflow.

5.Knob adjustment is easy to operate.

6.The heating speed is fast, which effectively improves the working efficiency.



Specification

Model	DB-105S1	DB-105S2	DB-150S1	DB-150S2
Temperature Range (℃)	RT.+5~105	RT.+5~105	RT.+5~150	RT.+5~150
Temperature Setting range (℃)	25~105	25~105	25~150	25~150
Temperature Control Accuracy (℃)	25~90: ±0.3 90~105: ±0.6	25~90: ±0.3 90~105: ±0.6	25~90: ±0.3 90~150: ±0.6	25~90: ±0.3 90~150: ±0.6
Temperature Uniformity(at 37℃ ℃)	±0.2	±0.2	±0.2	±0.2
Consumption(W)	100	200	100	200
Time Setting Range	0~99h59min			
External Sensor	Yes			
Display	LED			
Operating Temperature (℃)	+10~40			
Operating Humidity (%RH)	<80			
Poer Supply	AC220/110V, 50Hz/60Hz			
Dimensions(W×D×H)(mm)	415x285x190			
Shipping Size(W×D×H)(mm)	510x370x280			
N.W./G.W. (kg)	3.2/6			

Optional Blocks

Cat. No.	Capacity
18900459	30×0.2 mL
18900410	20×0.5 mL
18900461	20×1.5 mL
18900462	20×2 mL
18900463	12×5 mL
18900464	12×15 mL
18900465	4×50 mL
18900522	Dual purpose block, bead bath/water bath Adapt to S1
18900523	Dual purpose block, bead bath/water bath Adapt to S2
18900520	Aluminum beads

Advantage

1.Wide range of temperature control up to 120°C to meet a wide range of experimental needs

2.Timer controls up to 99+ hours; users can pre-set the time without continuously monitoring the equipment, improving the convenience and efficiency of experiments.

3.Various types of optional blocks are available to provide highly accurate temperature control, ensuring the efficiency and accuracy of experiments.

4.Overheat protection automatically stops heating when the temperature exceeds the set range, minimizing accidents during experiments and protecting the integrity of the samples and the accuracy of the results.

5.Lid protection prevents sample spillage.

6.Insulation function ensures the stability and repeatability of the samples during the experiment.

Specification

Model	DB-120S
Functions	Heating
Temperature Setting Range [℃]	25~120
Temperature Range	RT.+5~120°C
Temperature Control Accuracy (at 37°C)	± 0.5°C
Temperature Uniformity (at 37°C)	± 0.5°C
Timer	0~99h30min
Display	LED
Poer Supply	AC220/110V,50/60Hz
Consumption	160W
Dimensions(W×D×H)(mm)	370x280x180
Shipping Size(W×D×H)(mm)	510x370x280
N.W./G.W. (kg)	3/5

Dry Bath(Heating Lid)



Advantage

1.Precise and efficient temperature control ensures reliable and consistent results in experiments where temperature accuracy is critical.

2.Rapid cooling characteristics are essential for maintaining sample integrity and saving valuable time in the laboratory workflow.

3.Adjustable time ranges give users greater flexibility to meet the time requirements of different experiments.

4.Features a heated lid setting to provide a controlled sample environment, suitable for a wider range of experimental needs.

5.Temperature uniformity of ≤±0.3°C helps to improve the repeatability and accuracy of experiments.

Specification

Model	DB-H1000	
Block	ES series	ESC series
Temp Setting Range	0℃~100℃	-10℃~100℃
Temp Control Range	RT.+5℃~100℃	Below RT.of 25 ℃~100℃
Time Range	1sec~99min59sec	
Temp. Accuracy	≤±0.3℃(at 37℃)	
Display Accuracy	0.1℃	
Temp. Uniformity	≤±0.3℃(at 37℃)	
Heating Time	≤12min(from 25℃ to 100℃)	
Cooling Time 1	\	≤12min(from 100℃ to 25℃)
Cooling Time 2	\	≤25min(from RT. to Below RT.of 25 ℃)
Heating Lid Temp.Setting Range	OFF~+10℃	
Heating Lid Temp. Accuracy	≤±0.5℃	
Heating Lid Heating Time	≤10min(from 25℃ to 100℃)	
Storage at 4℃	\	Yes
Multi-points Running	Yes(Max 5 points)	
Multi-cycle	Yes(Max 99 times)	
Auto Running	Yes	
Auto Heating	Yes	
Auto Resume to run	Yes	
Capacity	See optional block	
Consumption	150W	
Power Supply	AC220/110V,50/60Hz	
Dimensions(W×D×H)(mm)(without the heating block)	200x300x210	
Shipping Size(W×D×H)(mm)	400x320x330	
N.W./G.W. (kg)	4/6	

Hybridization Instrument



Advantage

1.Hybridisation instrument allows the reaction time to be set, eliminating the need for manual adjustments.

2.Constant temperature ensures that a constant temperature is maintained throughout the reaction, eliminating the need for frequent adjustments and improving operational convenience.

3.The FISH processing step reduces the manual operation time, improving operation efficiency and experimental precision.

4.Touch screen makes the operation more convenient.

5.Power failure protection function supports automatic backup and operation after power recovery.

6.Automatic cooling, automatic warm-up and other functions greatly improve the convenience of operation.

7.Support 105 sets of data storage, easy to view and compare data.

8.High-temperature control accuracy and low fluctuation

Specification

Model	HYI-2000
Temp. Control Range	RT+5~100 ℃
Temp. Setting Range	0℃~100℃
Time Range	1min ~ 99h 59min
Temp. Accuracy	≤ ± 1℃
Temp.Uniformity	≤ ± 1℃
Heating Time	≤2min(from 37℃ to 95℃)
Cooling Time	≤6min(from 95℃ to 45℃)
Capacity	12 Slides
Consumption	350W
Power Supply	AC220/110V, 50/60Hz
Dimensions(W×D×H)(mm)(without the heating block)	440x220x120
Shipping Size(W×D×H)(mm)	600x410x320
N.W./G.W. (kg)	4.5/7

Dry Bath

CE



Advantage

1.Dry bath provides more precise temperature control and Chilling/Heating rates.

2.Flexible adapter options to accommodate different types and sizes of tubing for greater flexibility and adaptability.

3.Programmable features allow for automatic temperature and time control according to the experiment's needs. This improves the efficiency and accuracy of experiments and reduces experimental errors.

4.Compatibility with a wide range of tubes avoids the need for users to purchase different types of equipment to suit different tube sizes, reducing equipment costs.

5.Quick block exchange using magnet adhesion technology allows for easy replacement of heating blocks, increasing the convenience and efficiency of experiments.

6.The blocks are equipped with lids to avoid contamination of the samples and to prevent heat loss for better insulation.

Specification

Model	DB-HC110
Functions	Heating & cooling
Temperature Range	Heating: RT.25~110℃
	Cooling:below RT.~RT. 25℃
Temperature Setting Range	-5~110℃
Temperature Control Accuracy	±0.5℃(at 20~45℃)
Temperature Uniformity	±0.5℃(at 20~45℃)
Max. Heating Rate	5.5℃/min
Max. Cooling Rate	2.5℃/min (RT.~100℃) 0.5℃/min (below RT.)
Time Setting Range	0~99h30min
Program	9
Overheating Protection	150℃
Display	TFT
Adapter Block Material	Aluminum
Power Supply	AC100V-240V, 50Hz/60Hz
Consumption	200W
Dimensions(W×D×H)(mm)(without the heating block)	200×235×120
Shipping Size(W×D×H)(mm)	440x410x270
N.W./G.W. (kg)	7/8

Optional Blocks

Cat. No.	Speed	Capacity	Diameter×Depth
18900401	1500 rpm	24×0.5 mL	8.1mm×26mm
18900402	1500 rpm	24×1.5 mL	10.9mm×30.8mm
18900403	1500 rpm	24×2 mL	10.9mm×30.8mm
18900404	1500 rpm	8×5 mL (round bottom)	13.6mm×42mm
18900405	1400 rpm	8×5 mL (round bottom)	17mm×51.5mm
18900406	800rpm	8×15 mL	16.9mm×80mm
18900407	600rpm	4×50 mL	29.6mm×80mm
18900420	1500 rpm	0.2mL×8 PCR strips or 0.2mL×96 PCR microplate	\
18900423	1500 rpm	ELISA microplate	\

BAWELL MEDICAL EQUIPMENT

Dry Bath Incubator

CE



DBI-1001，DBI-1002



DBI-1004

Description

DBI-100 series high-temperature dry bath incubator adopts microcomputer control and high-purity aluminum material as the heat conduction medium instead of a conditional water bath device

Advantage

1.Wide temperature range ensures versatility for various experimental requirements.

2.Precise temperature control allows accurate monitoring and adjustment of the incubation temperature, which is essential for reliable and reproducible results.

3.Temperature distribution uniformity, providing consistent incubation conditions for samples.

4.Fast heating speed improves experimental efficiency.

5.Multiple optional features enhance experimental workflow.

6.Available with 1, 2 or 4 block configurations, the incubator provides flexibility while accommodating a variety of sample sizes and quantities.

Dry Bath Incubator

Specification

Model	DBI-1001	DBI-1002	DBI-1004
Temperature Range	RT.+5~160°C	RT.+5~160°C	RT.+5°C~130°C
Temp.Accuracy	±0.5℃(at 40℃);±1℃(at 120℃)		
Temp Uniformity	±0.5℃		
Display Accuracy	0.1℃		
Time Range	1min-99h59min		
Heating Time	≤15min(from 25℃ to 160℃)	≤15min(from 25℃ to 160℃)	≤20min(from25℃ to 130℃)
Block Quantity	1	2	4
Max Consumption	300W	500W	600W
Power Supply	AC220V/110V, 50/60Hz		
Dimensions(W×D×H)(mm)	260x220x100	260x220x100	360x220x100
Shipping Size(W×D×H)(mm)	360x320x220		
N.W./G.W. (kg)	4/5	5.5/6	8/9

Optional Blocks

Type	Diameter of test tube	Number of test tube	Notes
MD01	6mm	48	Hole depth 47mm
MD02	7mm	48	Hole depth 47mm
MD03	10mm	24	Hole depth 47mm
MD04	12mm	24	Hole depth 47mm
MD05	13mm	24	Hole depth 47mm
MD06	15mm	16	Hole depth 47mm
MD07	16mm	16	Hole depth 47mm
MD08	19mm	12	Hole depth 47mm
MD09	20mm	12	Hole depth 47mm
MD10	26mm	8	Hole depth 47mm
MD11	28mm	4	Hole depth 47mm
MD12	40mm	3	Hole depth 47mm
MD13	0.2ml centrifuge tube	48	Standard centrifuge tube
MD14	0.5ml centrifuge tube	48	Standard centrifuge tube
MD15	1.5ml centrifuge tube	24	Standard centrifuge tube
MD16	2.0ml centrifuge tube	24	Standard centrifuge tube
MD17	0.2ml PCR plate	96	Standard centrifuge tube Not applicable to DBI-160-1
MD18	0.2ml Elisa plate	96	Enzyme labeling plate flat bottom Not applicable to DBI-1001

Dry Bath Incubator

CE



DBI-300



DBI-10

Description

The heat conducting medium of DBI-300 and DBI-10 is made of high-purity aluminum instead of the traditional water bath unit, which is widely used for sample preservation and reaction, DNA amplification, electrophoretic denaturation, serum coagulation and so on. The efficient heating and cooling and advanced automation features stand out, making it an invaluable tool for various laboratory applications.

Advantage

1.Arrow keys on the tilt control panel make setting the exact temperature required easy.

2.Precise and stable temperature conditions are essential for reliable and reproducible experiments

3.Allows flexible time settings

4.Eliminates the need to check thermometers and readjust temperatures

5.Calibration function allows easy calibration to internal standards when required.

6.Provides fast temperature phase transitions for efficient experiments

Specification

Model	DBI-300	DBI-10
Temp Setting Range	0℃~100℃	-10℃~100℃
Temp. Control Range	RT.+5℃~100℃	RT.-30℃~100℃
Time Range	1min ~ 99min59sec	
Temp Accuracy	≤±0.3℃	
Display Accuracy	0.1℃	
Temp Uniformity	≤±0.3℃	
Heating Time	≤12min(from 25℃ to 100℃)	
Cooling Time	\	≤10min(from 100℃ to 25℃)
Cooling Time	\	≤25min(from RT.to RT.-30℃)
AUTO-4℃	\	Yes
Multi Points Running	\	Yes（Max 5 points）
Multi Cycle	\	Yes（Max 99 times）
Auto Running	\	Yes
Auto Heating	\	Yes
Auto Resume to run	\	Yes
Consumption	150W	
Power Supply	AC220V/110V, 50/60Hz	AC100~240V, 50/60Hz
Dimensions(W×D×H)(mm)	260x195x150	
Shipping Size(W×D×H)(mm)	410x320x320	
N.W./G.W. (kg)	2.5/4	4.5/6

Optional Blocks

Type	Test tube and aperture
MD30	96×0.2ml
MD31	54×0.5ml
MD32	35×1.5ml
MD33	35×2.0ml
MD34	15×0.5ml+20×1.5ml
MD35	96×0.2ml(elisa plate)
MD36	24×5ml
MD37	15×10ml
MD38	12×15ml
MD39	6×50ml(round-shape bottom)
MD39-S	6x50ml(cone-shape bottom)

BAWEI MEDICAL EQUIPMENT

Dry Bath Incubator



Description

The mini dry bath incubator stands out for its compact design and flexibility. Its miniature size fits into limited laboratory space and is ideal for smaller experiments. It provides precise temperature control, whether it's a PCR reaction, DNA amplification or sample storage. The dry bath incubator provides stable and reliable temperature control, no matter what micro-experiment you conduct. The intelligent temperature protection system monitors for abnormalities and automatically adjusts the temperature to ensure your experiments are carried out safely.

Advantage

1.DBI-MiniB and DBI-MiniBI dry bath incubator is energy-efficiently designed to ensure optimum power consumption for sustainable and cost-effective operation.

2.Offers versatility in power supply options to suit a variety of settings and environments

3.he dry bath incubator provides precise and reliable temperature control, promoting consistent and reproducible experimental conditions.

4.Transparent design allows users to observe and monitor experimental processes in real-time, enhancing visibility and control of the process.

5.Electronic calibration allows users to reset the incubator to any desired standard.

6.Compliance with international safety and quality standards through multiple quality and manufacturing approvals.

Specification

Model	DBI-MiniB	DBI-MiniBI
Temp. Setting Range	0℃～100℃	
Temp. Control Range	RT+5℃～100℃	RT-20℃～100℃
Timing Range	1sec~99min59sec	
Temp Accuracy	≤±0.3℃	
Temp. Uniformity	≤±0.3℃	
Display Accuracy	0.1℃	
Heating Time	≤20min(from 40℃ to 100℃)	≤20min(from 25℃ to 100℃)
Cooling Time 1	\	≤20min(from 100℃ to 25℃)
Cooling Time 2	\	≤25min(from RT. to RT.-15℃)
AUTO-4℃	\	Yes
Multi Points Running	\	Yes(Max. 5points)
Multi Cycle	\	Yes(Max. 99times)
Auto Heating	\	Yes
Auto Running	\	Yes
Auto Resume to run	\	Yes
Power Supply	AC100~240V,50/60Hz	
Consumption	40W	60W
Dimensions(W×D×H)(mm)	145×113×110	145×113×140
Shipping Size(W×D×H)(mm)	290x250x220	
N.W./G.W. (kg)	0.5/2	1/2.5
Optional Blocks		
Type	Description	
MiniBoxA	15×2.0ml	
MiniBoxB	15×1.5ml	
MiniBoxC	24×0.5ml	
MiniBoxD	32×0.2ml (for 0.2ml PCR 8-tube strip)	
MiniBoxF	32×0.2ml (for 0.2ml Elisa 8-well strip)	

BAWEI MEDICAL EQUIPMENT

Mini dry bath



DB-MiniC100



DB-Mini100

Advantage

1.Compact design, small size, easy to carry, it is the ideal mobile heating equipment in the laboratory.

2.Equipped with LCD, it can intuitively display the current temperature and operation time, allowing users to monitor the experimental conditions in real-time.

3.Temperature control accuracy of ± 0.5 ℃ to ensure the accuracy and repeatability of the experimental results.

4.Provide a variety of heating modules to choose from to meet the needs of different experimental operations.

5.Supports quick calibration mode, simplifying the operation process and improving the convenience of use.

6.Built-in over-temperature protection, effectively preventing the temperature from exceeding the set range.

7.Rapid warming and cooling capabilities will improve the efficiency of the experiment.

Specification

Model	DB-MiniC100	DB-Mini100
Display	LCD	LCD
Temperature Setting Range (℃)	0-100	25-100
Temperature Range (℃)	RT.-23~100℃	RT.+5~100℃
Temperature Control Accuracy (℃)	±0.5	
Temperature Display Accuracy (℃)	0.1	
Minimum Time Taken for heating (25℃-100℃)	≤20min	
Minimum Time for cooling (20℃-10℃)	≤25min	/
Max. Heating Rate	8℃/min	6.5℃/min
Max. Cooling Rate	3℃/min	/
Time Setting Range	0-999min/0-999sec	0-999min/0-999sec
No. of programs in memory	9 (2 steps for each)	
Rapid Calibration	Support	
USB Interface	Support	
Error Code Reminder	Support	
Power Supply	AC100V-240V, 50Hz/60Hz	
Consumption	60W	
Operation Temperature (℃)	-30	
Operation Humidity (%RH)	≤80	
Dimensions(W×D×H)(mm)(without the heating block)	250x240x200	
Shipping Size(W×D×H)(mm)	320x260x240	
N.W./G.W. (kg)	1.8/3	

Optional Blocks

Cat. No.	Capacity	Diameter×depth
18900414	40×0.2 mL	6.4mm×20mm
18900415	24×0.5 mL	8.2mm×28.4mm
18900416	15×1.5 mL	11.2mm×31mm
18900428	15×2 mL	11mm×31mm
18900417	6×5 mL	17mm×31mm
18900426	4×15 mL	16.4mm×45mm
18900427	2×50 mL	29mm×45mm

Microplate Incubator

CE



Advantage

MPI-400 microplate incubator is a microprocessor-controlled, PID-controlled incubator. It is compact, versatile, reliable and easy to use. It is mainly used for sample culture and incubation in ELISA plates (96/384 wells) or 96-well tissue culture plates.

1.The LCD intuitively shows the current temperature, time and other relevant parameters, making it easy for users to monitor and adjust experimental conditions.

2.Microprocessor-controlled temperature with good linearity and low fluctuation

3.Dual heating system provides uniform temperature distribution and ensures incubation stability.

4.Internal power supply is UL, CSA and CE certified, the safety of the equipment meets the relevant standards.

Specification

Model	MPI-400
Temp. Control Range	RT.+5~80℃
Time Range	1min ~ 99h59min
Temp. Accuracy	≤±0.5℃
Display Accuracy	0.1℃
Temp. Uniformity	≤±0.5℃
Heating Time	≤10min(from 25℃ to 80℃)
Max. Height of plate	22mm
Capacity	2pcs microplates or culture plates
Power Supply	AC220/110V,50/60Hz
Consumption	120W
Dimensions(W×D×H)(mm)	280×270×140
Shipping Size(W×D×H)(mm)	430x370x260
N.W./G.W. (kg)	4/6



Advantage

MPI-500 microplate incubator adopts PID fuzzy control technology, which can accurately ensure the precision of temperature control and automatically adjust the rate of temperature rise to reduce the waiting time. It is the preferred tool for sample preservation, mixing, incubation and other catalytic reaction processes.

1.It supports standard microplates and deep-well plates, providing a wider choice of experimental applications to meet the needs of different types of experiments.

2.Automatic warm-up function saves time and improves efficiency.

3.Auto power-off recovery function automatically restores the previously set parameters after a power failure, avoiding experiment interruption and data loss.

4.Temperature calibration function improves the accuracy of temperature measurement.

5.Built-in hardware and software over-temperature protection devices can monitor and control the temperature to prevent the temperature from exceeding the safety range.

Specification

Model	MPI-500
Temp. Display Range	0℃~80℃
Temp Control Range	RT.+5~80℃
Time Range	1min~99h59min
Temp. Accuracy	≤±0.5℃
Display Accuracy	0.1℃
Temp Uniformity	≤±0.5℃
Heating Time	≤10min(from 25℃ to 80℃)
Auto Preheating	Yes
Auto Resume to run	Yes
Capacity	4 Microplates or Deep well plates
Consumption	300W
Power Supply	AC220V/110V,50/60Hz
Dimensions(W×D×H)(mm)	340x320x200
Shipping Size(W×D×H)(mm)	500x470x330
N.W./G.W. (kg)	6.5/8

Manual Plate Sealer



Description

The hybridization instrument features a variety of hybridization modes and temperature control options for different types of nucleic acid hybridization experiments. From RNA and DNA detection to protein research, the hybridization instrument offers a wide range of application scenarios to meet the needs of different experiments. It has a simple and intuitive user interface with an intelligent control system that makes setting the temperature, time, and hybridization mode easy. Pre-programmed and programmable options allow you to ensure efficient and smooth experiments.

Advantage

PS-M200 manual plate sealer is used to seal a wide range of microplates (cell culture, Elisa, PCR and deep well plates) to store samples, prevent evaporation and minimize contamination. It is suitable for a wide range of heat-sealing applications in any laboratory, including PCR, colorimetric, fluorescent, and long-term storage.

1.Fast heating up to 170°C in 5min

2.Adjustable sealing temperature improves package sealing and avoids overheating.

3.Suitable for different microplates and heat sealing, flexible to use

4.Precise time, temperature and pressure, easy to adapt to different packing boxes to ensure consistent sealing.

5.Adopts a unique drawer-type sliding platform for easy access to microplates, saving workforce and operation time

6.Reduced cost of ownership by eliminating the need for complex maintenance

7.Overheat protection ensures greater safety during operation.

Specification

Model	PS-M200
Sealing Temperature	80～200°C
Temperature Accuracy	±1°C
Sealing Time	0.5s～99s(within 10s, increment of 0.1s; above 10s, increment of 1s)
Sealing Interval	30s
Seal Plate Height	9~48mm
Consumption	400W
Dimensions(W×D×H)(mm)	324x216x353
Shipping Size(W×D×H)(mm)	580x490x460
N.W./G.W. (kg)	11/21

Semi-Automated Plate Sealer



Advantage

The semi-automatic plate sealer is used to seal various microplates (Elisa, cell culture, PCR and deep well plates) to store samples, prevent evaporation and minimize contamination. It is suitable for various heat seals for any laboratory application, including PCR, colorimetric, fluorescent, and long-term storage. Whether using PCR plates or deep-well plates, the plate sensing system provides uniform force to transfer heat evenly to the sealing surface.

1.Fast heating up to 170°C in 5min.

2.LED display for clear view of parameter settings.

3.Adjustable sealing temperature improves the sealing of the package and avoids overheating.

4.Suitable for different microplates and heat seals, flexible to use.

5.Precise time, temperature and pressure, easy to adapt to different boxes to ensure consistent sealing.

6.Small size and compactness.

7.The drawer motor is independently designed and can be separated from the main unit. Automatically reverses when movement or object jamming is sensed, maximizing operator protection.

8.Long time unused or enter standby power saving mode.

Specification

Model	PS-SA1000
Display	OLED
Sealing Temperature	OFF, 80°C ～200°C(increment of 1.0°C)
Temperature Accuracy	±1°C
Temperature Uniformity	±1°C
Sealing Time	0.5s～10s(increment of 0.1s)
Seal Plate Height	9~48mm
Consumption	300W
Dimensions(W×D×H)(mm)	370x178x330
Shipping Size(W×D×H)(mm)	520x500x370
N.W./G.W. (kg)	11.5/21

Sample Concentrator



Description

The automated sample concentrator eliminates cumbersome manual operations and achieves efficient and accurate sample concentration by automating the workflow. It saves time and workforce, allowing you to focus more on the critical steps of your experiment. Intelligent programs and programmable options allow for flexibility and ensure a high degree of control over your experiments. Whether you are concentrating proteins, nucleic acids or other target substances, the fully automated sample concentrator can easily meet different experimental needs.

Advantage

1.The wide range of temperature settings is suitable for a variety of laboratory applications, including sample concentration, evaporation and other experimental needs.

2.Uniform heating improves the repeatability and accuracy of experiments

3.The heat conduction medium adopts high-purity aluminum instead of the traditional water bath device, which makes the heating time shorter and the experiments more efficient.

4.Time and air volume can be adjusted to improve the flexibility of the experiment.

5.Equipped with nitrogen flow control and maximum air pressure parameters, it suitable for experiments requiring atmosphere control, such as sample concentration under inert atmosphere.

6.Blow a large number of samples at once; Individual blowing of each sample.

7.Needle length of 150 mm for different sample containers.

8.Supports 1 to 2 heating blocks, providing greater experimental capacity and flexibility to meet the needs of different sizes and types of experiments.

Specification

Model	SC-1001	SC-1002
Temp.Setting Range	0℃～160℃	
Temp Range	RT.+5°C -160°C	
Temp Accuracy	±0.5℃(at 40℃) ±1℃(at 120℃)	
Temp Uniformity	±0.5℃	
Display Accuracy	0.1℃	
Time Range	1-99h59min	
Heating Time	≤15min(from 25℃ to 160℃)	
Needle Length	150mm	
Nitrogen Flow Rate	15L/min	
Max Gas Pressure	0.02Mpa(Gas pin≤16pcs) 0.05Mpa(Gas pin＞1pcs)	
Block Qty	1	2
Max Consumption	300W	500W
Power Supply	AC220/110V,50/60Hz	
Dimensions(W×D×H)(mm)(without the heating block)	260x220x450	
Shipping Size(W×D×H)(mm)	450x440x360	
N.W./G.W. (kg)	7/10	7/11

Optional Blocks

Model	Tube diameter	Tube quantity
MD03	10mm	24
MD04	12mm	24
MD05	13mm	24
MD06	15mm	16
MD07	16mm	16
MD08	19mm	12
MD09	20mm	12
MD10	26mm	8
MD11	28mm	4
MD12	40mm	3
MD15	1.5ml(centrifuge tube)	24
MD16	2.0ml(centrifuge tube)	24

BAWELL MEDICAL EQUIPMENT

Sample Concentrator

CE



Sample Concentrator is mainly used in the concentration of samples in batches,such as drug screen- ing,hormone analysis,liquid/gas phase,as well as mass spectrum analysis.

The use of sample concentration instead of the commonly used rotary evaporimeter for concentration,can have simultaneous concentration of dozens of samples,which can short the sample preparation time greatly,and has the advantages of time-saving,easy operation and fast.

Advantage

1. ample visualization

2. Module optional,with 5ml/12 hole,5ml/24 hole,20ml/12 hole, 20ml/24 hole.

3. Automatic fault detection and alarming.

4. Built-in over-temperature protection device

5. Flow-meter pressure reducing valve is optional

6. Each blowing needle can be controlled independently,the height of gas cavity is adjustable

Specification

Model	SC-200
Temperature range	Room temperature +5℃~180℃
Heating time	≤30min(from 40℃ to 180℃) ±0.5℃(40-100℃)
Temperature accuracy	±1℃(100~180℃)
Display accuracy	0.1
Display mode Nitrogen flow	LED display 0-10L/min
Nitrogen pressure	≤0.1MPa
Dimensions	280mmX240mmX500mm
Packaging info	50*40*35cm, 10.5kg

BAWERS MEDICAL EQUIPMENT

Sample Concentrator

Sample Concentrator

CE



SC-2001



SC-2002

Advantage

1.The wide range of temperature settings is suitable for a variety of laboratory applications, including sample concentration, evaporation and other experimental needs.

2.Uniform heating improves the repeatability and accuracy of experiments

3.The heat conduction medium adopts high-purity aluminum instead of the traditional water bath device, which makes the heating time shorter and the experiments more efficient.

4.Time and air volume can be adjusted to improve the flexibility of the experiment.

5.Equipped with nitrogen flow control and maximum air pressure parameters, it suitable for experiments requiring atmosphere control, such as sample concentration under inert atmosphere.

6.Blow a large number of samples at once; Individual blowing of each sample.

7.Needle length of 200 mm for different sample containers.

8.Supports 1 to 2 heating blocks, providing greater experimental capacity and flexibility to meet the needs of different sizes and types of experiments.

Specification

Model	SC-2001	SC-2002
Temp.Setting Range	0℃～160℃	
Temp.Contro Range	RT.+5°C~160°C	
Temp Accuracy	±0.5°C(at 40°C) ±1°C(at 120°C)	
Temp Uniformity	≤±0.5°C	
Display Accuracy	0.1°C	
Time Range	1-99h59min	
Heating Time	≤15min(from 25°C to 160°C)	
Max Vertical Travel	200mm	
Nitrogen Flow Rate	15L/min	
Nitrogen Pressure	0.1Mpa	
Block Qty	1	2
Max Consumption	300W	500W
Power Supply	AC220V/110V,50/60Hz	
Dimensions(W×D×H)(mm)	260x220x475	
Shipping Size(W×D×H)(mm)	450x440x360	
N.W./G.W. (kg)	7/10	7.5/11

Optional Blocks

Model	Tube diameter	Capacity
MD50	10mm	12
MD51	12mm	12
MD52	13mm	12
MD53	15mm	12
MD54	16mm	12
MD55	19mm	12
MD56	20mm	12

BAWELL MEDICAL EQUIPMENT

Medical Water Purifier











Application

It is suitable for hospitals and other institutions with large water demand and low requirements on effluent water quality.

Advantage

- The control system is programmed based on Mitsubishi program, with a simple programming structure and centralized central control. The system uses hardware for automatic control and displays the status of various processes.
- Even without programming experience, the equipment can be controlled to start and stop.
- The touchscreen has one-touch start and stop functions. The one-touch start function can be turned off when maintenance personnel leave in the evening, making it convenient for on-site maintenance personnel.
- It has both automatic and manual control modes, with fault recognition, voltage safety, overload protection, automatic protection, and alarm functions. In the event of local problems, the system will automatically shut down.
- The water quality of the produced water is displayed in real-time, making it intuitive.
- The system has a compact structure, occupying a small area, effectively saving space, and is designed to be simple, reliable, and convenient.

Medical Water Purifier

Advantage

- The medical water purifier uses standardized, universal, and systematic components, making it easy to disassemble, replace, and clean parts.
- It uses non-polluting UPVC materials.
- The medical water purifier has low energy consumption, effectively saving energy, operates reliably, with the water supply pipeline closed, and stable water quality in the outlet.
- The consumables have a long lifespan, low cost of water production, and can run automatically continuously.

Specifications

Model	WP-HD100M	WP-HD150M	WP-HD200M	WP-HD300M
Water Output	100L/H	150L/H	200L/H	300L/H
Water Quality (Conductivity)	≤ 15us/cm			
System Recycle Rate	≥60%			
Endotoxin, Bacteria	Removal rate ≥99.9%			
Sterilization method	Ozone disinfection, UV disinfection.			
Water Inlet Requirements	City tap water, water inlet is DN20			
	Pressure: 0.2MPa~0.5Mpa			
Inlet water temperature	5-35℃			
Working Environment	5-35℃			
Relative Humidity	≤80%RH			
Water inlet requirements	Municipal water supply			
Power Supply	220±10% V, 50 Hz			
Consumption	0.5KW	2KW	2KW	3KW
External Size (W×D×H)(mm)	690x690x1470	690x690x1470	690*690*1470	1100x680x740 / 1100x700x1420

Model	WP-HD500M	WP-HD1000M	WP-HD1500M	WP-HD2000M
Water Output	500L/H	1000L/H	1500L/H	2000L/H
Water Quality (Conductivity)	≤ 15us/cm			
System Recycle Rate	≥60%			
Endotoxin, Bacteria	Removal rate ≥99.9%			
Sterilization method	Ozone disinfection, UV disinfection.			
Water Inlet Requirements	City tap water, water inlet is DN20			
	Pressure: 0.2MPa~0.5Mpa			
Inlet water temperature	5-35℃			
Working Environment	5-35℃			
Relative Humidity	≤80%RH			
Water inlet requirements	Municipal water supply			
Power Supply	220±10% V, 50 Hz			
Consumption	4KW	5KW	5KW	6KW
External Size (W×D×H)(mm)	1420x680x1200 / 1100x700x1420	1660x790x1250	1900x790x1250	1660x800x1700 / 1300x800x2010

High Pure Water Purifier





Application

It is widely used in laboratory tests, biological culture, inspection analysis, reagent preparation, container cleaning, etc. It can provide centralized water supply in the laboratory department, collect water from multiple points, and has multiple uses in one machine. It is suitable for supporting water supply for various biochemical analyzers.

Features

- Taiwan's famous brand high-pressure, silent stainless steel pure water pump.
- Microcomputer control, fully automatic water production.
- Automatic and manual flushing of reverse osmosis membrane.
- The system will automatically alarm and shut down when there is water shortage.
- The system automatically shuts down when the pressure tank is full.
- High-quality accessories and low operating costs.
- Using the Dow reverse osmosis membrane (R.O membrane) imported from the United States, it can effectively remove fine impurities, colloids, organic heavy metals, soluble solids, bacteria, viruses, pyrogens and other harmful impurities in raw water. Almost only water molecules and dissolved oxygen are retained, and the effective removal rate is as high as 99%.
- Internal pipe fittings and joints are all imported from South Korea, and there is no secondary pollution!

Specifications

Model		WP-HP5/ WP-HP5C	WP-HP10/ WP-HP10C	WP-HP20/ WP-HP20C	WP-HP40/ WP-HP40C	WP-HP60/ WP-HP60C	WP-HP120/ WP-HP120C
Water Output Speed		5L/H	10L/H	20L/H	40L/H	60L/H	120L/H
Max Water Flow Rate		1.5L/H					
Water Supply Requirement		Tap water or groundwater (4-40℃)					
		Source water pressure: 1.0～5.0kg/cm2					
Production Pure water quality	Conductivity	≤5us/cm (25℃) Ordinary pure water					
	Resistivity	5~17 MΩ·㎝(25℃) high-purity water					
Pure water quality		15~17MΩ•㎝(25℃)					
Total Organic Carbon(TOC)		≤20ppb					
Microorganisms		＜1cfu/ml					
Online conductivity display		WP-HP Series: None					
		WP-HPC Series: Yes					
Shipping Size (WxDxH)		620x420x940mm					
N.W/G.W		40kg/50kg				50kg/60kg	60kg/70kg

High Pure Water Purifier

Medical Water Purifier







Advantage

- The control system is programmed based on Mitsubishi program, with a simple programming structure and centralized central control. The system uses hardware for automatic control and displays the status of various processes.
- Even without programming experience, the equipment can be controlled to start and stop.
- The touchscreen has one-touch start and stop functions. The one-touch start function can be turned off when maintenance personnel leave in the evening, making it convenient for on-site maintenance personnel.
- It has both automatic and manual control modes, with fault recognition, voltage safety, overload protection, automatic protection, and alarm functions. In the event of local problems, the system will automatically shut down.
- The reverse osmosis has RO membrane anti-scaling protection, automatically flushing the RO membrane at regular intervals, and automatically starting and stopping related equipment to prevent the growth of bacteria and microorganisms in the pipelines, thus meeting the water requirements of departments at all times.
- The water quality of the produced water is displayed in real-time, making it intuitive.

Medical Water Purifier

Advantage

- The system has a compact structure, occupying a small area, effectively saving space, and is designed to be simple, reliable, and convenient.
- The system uses standardized, universal, and systematic components, making it easy to disassemble, replace, and clean parts.
- It uses non-polluting UPVC materials.
- The system has low energy consumption, effectively saving energy, operates reliably, with the water supply pipeline closed, and stable water quality in the outlet.
- The consumables have a long lifespan, low cost of water production, and can run automatically continuously.

Technical Parameter

Model	WP-RO100M	WP-RO150M	WP-RO200M	WP-RO300M
Water Output	100L/H	150L/H	200L/H	300L/H
Water Quality (conductivity)	≤ 15us/cm			
System recycle rate	≥60%			
Endotoxin, bacteria	Removal rate ≥99.9%			
Water inlet requirements	City tap water, water inlet is DN20			
	Pressure: 0.2MPa~0.5Mpa			
Inlet water temperature	5-35 C			
working environment	5-35 C			
Relative humidity	≤80%RH			
Power Supply	220±10% V，50 Hz			
Consumption	0.5KW	2KW	2KW	3KW
External Size(mm)	690*690*1470	690*690*1470	690*690*1470	1100*680*740 / 1100*700*1420

Model	WP-RO500M	WP-RO1000M	WP-RO1500M	WP-RO2000M
Water Output	500L/H	1000L/H	1500L/H	2000L/L
Water Quality (conductivity)	≤ 15us/cm			
System recycle rate	≥60%			
Endotoxin, bacteria	Removal rate ≥99.9%			
Water inlet requirements	City tap water, water inlet is DN20			
	Pressure: 0.2MPa~0.5Mpa			
Inlet water temperature	5-35 C			
working environment	5-35 C			
Relative humidity	≤80%RH			
Power Supply	220±10% V，50 Hz			380V,50HZ
Consumption	4KW	5KW	5KW	6KW
External Size(mm)	1420*680*1200 / 1100*700*1420	1660*790*1250	1900*790*1250	1660*800*1700 / 1300*800*2010

Ultra Water Purifier, Supereconomic Series



3.2 gallon (14L)
pressure tank



30L sterile tank

Advantage

- It will automatically recoil for 30s when it is turned on, and it will automatically recoil for 10s when it is turned off.
- Equipped with a low-pressure alarm function. The water tank will automatically stop producing water when it is full.
- Online three-channel water quality testing: ① Water source TDS monitoring, used to detect the dissolved solid content of the water source. ②RO pure water conductivity and temperature online monitoring; ③UP ultra pure water resistivity and temperature online monitoring.
- Equipped with a no-water alarm function to monitor the status of the water supply source.
- Fully automatic RO membrane anti-scaling flushing program to extend the service life of the RO membrane.
- Users can choose the appropriate water storage tank capacity according to the laboratory's needs.
- New quick-plug connector makes filter element replacement and maintenance more convenient.
- Nuclear-grade resin and full downflow ultra-purification column design ensure top water quality at all times.
- Ultrapure water constant pressure system

Application fields

WP-ULSSE Series Life Science Type: Experiment fields such as electrophoresis, endotoxin analysis, cell immunity chemistry, nucleic acid and protein separation monoclonal antibody research.

WP-UTOSE Series Trace Organic Type: Graphite furnace atomic absorption spectrometry(GFAAS), gas chromatography and mass spectrum combination(GC-MS), high performance liquid chromatography (HPLC), inductive coupling plasma mass spectrum (ICP-MS), ion mass spectrum(IC), TOC analysis,solid-phase extraction(SPE)

WP-UMBSE Series Molecular Biology Type: Cultivation of mammal tissue cell, analysis of microorganism, research of molecular biology and cultivation of plant tissue cell

WP-UBSE Series Basic Type: Atomic absorption spectrum(AAS), atomic fluorescence normal chemistry, inductive coupling plasma spectrograph (ICP-AES)

Specifications

Model	WP-U10LSSE WP-U20LSSE WP-U30LSSE WP-U40LSSE WP-U50LSSE WP-U60LSSE WP-U80LSSE	WP-U10TOSE WP-U20TOSE WP-U30TOSE WP-U40TOSE WP-U50TOSE WP-U60TOSE WP-U80TOSE	WP-U10MBSE WP-U20MBSE WP-U30MBSE WP-U40MBSE WP-U50MBSE WP-U50MBSE WP-U80MBSE	WP-U10BSE WP-U20BSE WP-U30BSE WP-U40BSE WP-U50BSE WP-U60BSE WP-U80BSE
Water Output(L/H)	10/20/30/40/50/60/80	10/20/30/40/50/60/80	10/20/30/40/50/60/80	10/20/30/40/50/60/80
Feed water requirements	Tap water: conductivity<400μs，5-40℃，1.0-5.0Kgf/cm²			
RO Water quality				
Conductivity	<0.2μs/cm			
UP water quality				
Resistivity	18.25 MΩ·cm@℃			
TOC	<3ppb	<5ppb	<10ppb	<20ppb
Microorganism	<1cfu/ml			
Particle(>0.22μm)				
Endotoxin	<0.001EU/ml	<0.002EU/ml	<0.005EU/ml	/
RNA enzyme	<0.01ng/ml	/	/	/
DNA enzyme	<0.04pg/ml	/	/	/
Terminal filter	0.22μm terminal filter			Optional
Storage vessel	30L sterile tank with Dual wavelength UV lamp, 185nm/254nm	3.2 gallon (14L) pressure tank		
Ion content	Na+: ＜0.1ppb, K+:＜0.1ppb, Ca2+: ＜0.1ppb, Mg2+: ＜0.1ppb, Fe3+: ＜0.01ppb, Cl-: ＜0.1ppb, NO3-: ＜0.1ppb,SO_4^{2-}: ＜0.1ppb, PO_4^{3-}: ＜0.1ppb,CO_3^{2-}: ＜0.1ppb, Br^-: ＜0.1ppb			
UV Lamp	Dual wavelength UV lamp, 185nm/254nm			/
Standard configuration	Ultra low organic purification column		/	/
	equipped with high throughput ultrafiltration membrane		/	/
Consumption	80~120W			
Power supply	AC220V±10%, 50/60Hz; 110V±10%, 60Hz (Optional)			
Shipping Size	595*540*650mm			
Gross Weight	35kg			

Ultra Water Purifier, Economic Series



Advantage

● Full-automatic microcomputer control system, multi-level menu operation, 160*160 HD display screen for touch buttons, and modularized control system.

● Operation system has timing module for water usage: 1. Water usage can be carried out at four time can be selected from 0 to 9999min freely. 2. Timed water usage can be carried out at four ranges including 10min, 30min, 60min and 120min.

● Operation system has quantitative module for water usage: 1. Water usage time can be selected from 0 to 9999ml freely. 2. Quantitative water usage can be conducted at four ranges including 500ml, 1000ml, 2000ml and 5000ml.

● Operation system has quality module for water usage: it can set water usage from 0.1 to 18.25 freely as required.

● Pure water use pressure tank storage, according to customer demand for different capacity of the pressure tank

● The system is furnished with memory for reviewing operation and alarm data at any time.

● The system is furnished with calendar clock for setting consumables and services.

● Ultrapure water circulation system can select automatic and manual modes freely to keep the system at low bacteria pollution.

● Besides secondary passwords for plant and client, the system setup has password protection to prevent unauthorized change and usage by others.

● Primary water filtration system increases machine life.

● Alarms for water deficiency and water full; out-of-limit alarms for source water, RO water and DI water/UP water.

● RO membrane anti-scale and flushing programs are divided into two types(automatic and manual types) to facilitate client's timely cleaning and prolong service life of RO membrane. Users can set the flushing time and flushing interval freely in the system.

Ultra Water Purifier, Economic Series

Application fields

WP-ULSE Series Life Science Type: Experiment fields such as electrophoresis, endotoxin analysis, cell immunity chemistry, nucleic acid and protein separation monoclonal antibody research.

WP-UTOE Series Trace Organic Type: Graphite furnace atomic absorption spectrometry(GFAAS), gas chromatography and mass spectrum combination(GC-MS), high performance liquid chromatography (HPLC), inductive coupling plasma mass spectrum (ICP-MS), ion mass spectrum(IC), TOC analysis,solid-phase extraction(SPE)

WP-UMBE Series Molecular Biology Type: Cultivation of mammal tissue cell, analysis of microorganism, research of molecular biology and cultivation of plant tissue cell

WP-UMBE Series Basic Type: Atomic absorption spectrum(AAS), atomic fluorescence normal chemistry, inductive coupling plasma spectrograph (ICP-AES)

Specifications

Model	WP-U5LSE WP-U10LSE WP-U20LSE WP-U30LSE WP-U40LSE WP-U60LSE	WP-U5TOE WP-U10TOE WP-U20TOE WP-U30TOE WP-U40TOE WP-U60TOE	WP-U5MBE WP-U10MBE WP-U20MBE WP-U30MBE WP-U40MBE WP-U60MBE	WP-U5BE WP-U10BE WP-U20BE WP-U30BE WP-U40BE WP-U60BE
Water Output(L/H)	5/10/20/30/40/60	5/10/20/30/40/60	5/10/20/30/40/60	5/10/20/30/40/60
Feed water requirements	Tap water: conductivity<400μs，5-40℃，1.0-5.0Kgf/cm²			
RO Water quality				
Conductivity	<0.2μs/cm			
UP water quality				
Resistivity	18.25 MΩ·cm@℃			
TOC	<3ppb	<3ppb	<5ppb	<20ppb
Microorganism	<1cfu/ml			
Particle(>0.22μm)				
Endotoxin	<0.001EU/ml	<0.002EU/ml	<0.005EU/ml	/
RNA enzyme	<0.01ng/ml	/	/	/
DNA enzyme	<0.04pg/ml	/	/	/
Terminal filter	0.01μm terminal filter		0.05μm terminal filter	/
Storage vessel	3.2 gallon pressure tank			
UV Lamp	Dual wavelength UV lamp, 185nm/254nm			/
	Water intake can be fixed time, quantity and quality			
Consumption	80~120W			
Power supply	AC220V±10%, 50/60Hz; 110V±10%, 60Hz (Optional)			
Shipping Size(W*D*H)	645*490*560mm			
Gross Weight	33kg			

Ultra Water Purifier, Ultra Water Purifier, High-end Series



Application fields

WP-ULSH Series Life Science Type: Experiment fields such as electrophoresis, endotoxin analysis, cell immunity chemistry, nucleic acid and protein separation monoclonal antibody research.

WP-UTOH Series Trace Organic Type: Graphite furnace atomic absorption spectrometry(GFAAS), gas chromatography and mass spectrum combination(GC-MS), high performance liquid chromatography (HPLC), inductive coupling plasma mass spectrum (ICP-MS), ion mass spectrum(IC), TOC analysis,solid-phase extraction(SPE)

WP-UMBH Series Molecular Biology Type: Cultivation of mammal tissue cell, analysis of microorganism, research of molecular biology and cultivation of plant tissue cell

WP-UBH Series Basic Type: Atomic absorption spectrum(AAS), atomic fluorescence normal chemistry, inductive coupling plasma spectrograph (ICP-AES)

Advantage

● Full-automatic microcomputer control system, multi-level menu operation, 160*160 HD display screen for touch buttons, and modularized control system.

● Built-in TOC online monitoring module can observe TOC changes in water quality at any time.

● Operation system has timing module for water usage: 1. Water usage can be carried out at four time can be selected from 0 to 9999min freely. 2. Timed water usage can be carried out at four ranges including 10min, 30min, 60min and 120min.

● Operation system has quantitative module for water usage: 1. Water usage time can be selected from 0 to 9999ml freely. 2. Quantitative water usage can be conducted at four ranges including 500ml, 1000ml, 2000ml and 5000ml.

● Operation system has quality module for water usage: it can set water usage from 0.1 to 18.25 freely as required.

● Pure water storage selects 30L sterilized barrels and level induction display for dynamic indication. The user can set up the lowest level and the highest liquid level of sterile containers in the system.

● Built-in dual-wavelength UV lamp(185nm and 254nm) to reduce TOC content in water effectively

● The system is furnished with memory for reviewing operation and alarm data at any time.

● The system is furnished with calendar clock for setting consumables and services.

● Ultrapure water circulation system can select automatic and manual modes freely to keep the system at low bacteria pollution.

● Besides secondary passwords for plant and client, the system setup has password protection to prevent unauthorized change and usage by others.

● Primary water filtration system increases machine life.

● Alarms for water deficiency and water full; out-of-limit alarms for source water, RO water and DI water/UP water.

● RO membrane anti-scale and flushing programs are divided into two types(automatic and manual types) to facilitate client's timely cleaning and prolong service life of RO membrane. Users can set the flushing time and flushing interval freely in the system.

Specifications

Model	WP-U5LSH WP-U10LSH WP-U20LSH WP-U30LSH WP-U40LSH WP-U60LSH	WP-U5TOH WP-U10TOH WP-U20TOH WP-U30TOH WP-U40TOH WP-U60TOH	WP-U5MBH WP-U10MBH WP-U20MBH WP-U30MBH WP-U40MBH WP-U60MBH	WP-U5BH WP-U10BH WP-U20BH WP-U30BH WP-U40BH WP-U60BH
Water Output(L/H)	5/10/20/30/40/60	5/10/20/30/40/60	5/10/20/30/40/60	5/10/20/30/40/60
Feed water requirements	Tap water: conductivity<400μs，5-40℃，1.0-5.0Kgf/cm²			
RO Water quality				
Conductivity	<0.2μs/cm			
UP water quality				
Resistivity	18.25 MΩ·cm@℃			
TOC	<3ppb	<3ppb	<5ppb	<20ppb
Microorganism	<1cfu/ml			
Particle(>0.22μm)				
Endotoxin	<0.001EU/ml	<0.002EU/ml	<0.005EU/ml	/
RNA enzyme	<0.01ng/ml	/	/	/
DNA enzyme	<0.04pg/ml	/	/	/
Terminal filter	0.01μm terminal filter		0.05μm terminal filter	/
Storage vessel	30L sterile tank with Dual wavelength UV lamp, 185nm/254nm			
UV Lamp	Dual wavelength UV lamp, 185nm/254nm			/
Water intake function	Water intake can be fixed time, quantity and quality			
Special function	Online TOC detection			
Consumption	80~120W			
Power supply	AC220V±10%, 50/60Hz; 110V±10%, 60Hz (Optional)			
Shipping Size(W*D*H)	645*490*560mm			
Gross Weight	33kg			

Ultra Water Purifier, Standard Series



Application fields

WP-ULSS Series Life Science Type: Experiment fields such as electrophoresis, endotoxin analysis, cell immunity chemistry, nucleic acid and protein separation monoclonal antibody research.

WP-UTOS Series Trace Organic Type: Graphite furnace atomic absorption spectrometry(GFAAS), gas chromatography and mass spectrum combination(GC-MS), high performance liquid chromatography (HPLC), inductive coupling plasma mass spectrum (ICP-MS), ion mass spectrum(IC), TOC analysis,solid-phase extraction(SPE)

WP-UMBS Series Molecular Biology Type: Cultivation of mammal tissue cell, analysis of microorganism, research of molecular biology and cultivation of plant tissue cell

WP-UBS Series Basic Type: Atomic absorption spectrum(AAS), atomic fluorescence normal chemistry, inductive coupling plasma spectrograph (ICP-AES)

Advantage

● Full-automatic microcomputer control system, multi-level menu operation, 160*160 HD display screen for touch buttons, and modularized control system.

● Operation system has timing module for water usage: 1. Water usage can be carried out at four time can be selected from 0 to 9999min freely. 2. Timed water usage can be carried out at four ranges including 10min, 30min, 60min and 120min.

● Operation system has quantitative module for water usage: 1. Water usage time can be selected from 0 to 9999ml freely. 2. Quantitative water usage can be conducted at four ranges including 500ml, 1000ml, 2000ml and 5000ml.

● Operation system has quality module for water usage: it can set water usage from 0.1 to 18.25 freely as required.

● Pure water storage selects 30L sterilized barrels and level induction display for dynamic indication. The user can set up the lowest level and the highest liquid level of sterile containers in the system.

● Built-in dual-wavelength UV lamp(185nm and 254nm) to reduce TOC content in water effectively

● The system is furnished with memory for reviewing operation and alarm data at any time.

● The system is furnished with calendar clock for setting consumables and services.

● Ultrapure water circulation system can select automatic and manual modes freely to keep the system at low bacteria pollution.

● Besides secondary passwords for plant and client, the system setup has password protection to prevent unauthorized change and usage by others.

● Primary water filtration system increases machine life.

● Alarms for water deficiency and water full; out-of-limit alarms for source water, RO water and DI water/UP water.

● RO membrane anti-scale and flushing programs are divided into two types(automatic and manual types) to facilitate client's timely cleaning and prolong service life of RO membrane. Users can set the flushing time and flushing interval freely in the system.

Specifications

Model	WP-U5LSS WP-U10LSS WP-U20LSS WP-U30LSS WP-U40LSS WP-U60LSS	WP-U5TOS WP-U10TOS WP-U20TOS WP-U30TOS WP-U40TOS WP-U60TOS	WP-U5MBS WP-U10MBS WP-U20MBS WP-U30MBS WP-U40MBS WP-U60MBS	WP-U5BS WP-U10BS WP-U20BS WP-U30BS WP-U40BS WP-U60BS
Water Output(L/H)	5/10/20/30/40/60	5/10/20/30/40/60	5/10/20/30/40/60	5/10/20/30/40/60
Feed water requirements	Tap water: conductivity<400μs，5-40℃，1.0-5.0Kgf/cm²			
RO Water quality				
Conductivity	<0.2μs/cm			
UP water quality				
Resistivity	18.25 MΩ·cm@℃			
TOC	<3ppb	<3ppb	<5ppb	<20ppb
Microorganism	<1cfu/ml			
Particle(>0.22μm)				
Endotoxin	<0.001EU/ml	<0.002EU/ml	<0.005EU/ml	/
RNA enzyme	<0.01ng/ml	/	/	/
DNA enzyme	<0.04pg/ml	/	/	/
Terminal filter	0.01μm terminal filter		0.05μm terminal filter	/
Storage vessel	30L sterile tank with Dual wavelength UV lamp, 185nm/254nm			
UV Lamp	Dual wavelength UV lamp, 185nm/254nm			/
Water intake function	Water intake can be fixed time, quantity and quality			
Consumption	80~120W			
Power supply	AC220V±10%, 50/60Hz; 110V±10%, 60Hz (Optional)			
Shipping Size(W*D*H)	595*540*650mm			
Gross Weight	35kg			

ABBE Refractometer

CE



RF-AM



RF-AB

Advantages

- Measurement of refractive index nD, average dispersion nF-nc of transparent or translucent liquid and solid substances.
- Measurement of mass fraction (Brix) of cane sugar solution.
- Widely used in the field of sugar, pharmaceutical, beverage, petroleum, food, chemical industries as well as research institutes and educational department.
- Visual aim, optical index-plate reading.
- Easy and reliable.

Specifications

Model	RF-AM	RF-AB
Refractive index nD	1.3000-1.7000	1.3000-1.7000
Accuracy(nD)	±0.0002(Estimate Reading)	±0.0003 （Estimate Reading)
Dissolved Solids Brix	0-95%	0-95%
Temperature display	Digital thermometer	Digital thermometer
Observation mode	Monocular	Binocular
Gross Weight	3kg	4kg
Shipping Size (WxDxH)	270mm×180mm×370mm	240mm×200mm ×390mm

ABBE Digital Refractometer

CE



Advantages

- Measurement of refractive index nD of transparent or translucent liquid and solid substances.
- Measurement of the Brix of sugar solution.
- Automatic correction of the effect of temperature on the Brix.
- Prism made of hard glass.
- It works with 589nm wavelength and uses LED as light source

Specifications

Model	RF-AD3P	RF-AD2
Measurement range	Refractive index nD : 1.30000-1.72000 Brix : 0-100%	Refractive index nD : 1.3000-1.7000 Brix : 0-100%
Measuring Accuracy	Refractive index nD : ±0.0002 Brix：±0.1%	
Measuring resolution	Refractive index nD: 0.00001 Brix：0.01%	Refractive index nD: 0.0001 Brix：0.1%
Temperature Range(Min. 0.1℃)	-20-120℃	0-50℃
Display	Color touch screen	LCD
Interface	RS232 / USB	RS232
Date Storage	500 sets	——
Gross Weight	12kg	12 kg
Shipping Size (WxDxH)	370mm×240mm×470mm	370mm×240mm×470mm

Automatic ABBE Digital Refractometer



Advantages

- Full automatic measuring, avoid personal error.
- Touch Screen。
- Have the function of temperature display, automatic correction and saving the date.
- Thermostatical control, temperature automatic correction and saving the data (RF-AAD73T).
- RS232/USB

Specifications

Model	RF-AAD73T	RF-AAD73
Measuring range	Refractive index nD : 1.30000-1.70000 Brix : 0-100%	Refractive index nD : 1.30000-1.70000 Brix : 0-100%
Measuring accuracy	Refractive index nD : ±0.0002 Brix : ±0.1%	Refractive index nD : ±0.0002 Brix : ±0.1%
Measuring resolution	Refractive index nD : ±0.00001 Brix : ±0.01%	Refractive index nD : ±0.00001 Brix : ±0.01%
Temperature	Temperature display range: 0-90℃	
Temperature control Mode	Peltier（Built-in）	—
Thermostatical control range	10-60℃	—
Temperature control accuracy	±0.1℃	—
Interface	RS232 / USB / U Disk	RS232 / USB / U Disk
Display	7 inch color touch screen	7 inch color touch screen
Gross Weight	9kg	9kg
Shipping Size (WxDxH)	500mm×330mm×220mm	500mm×330mm×220mm

Automatic Digital Refractometer



Advantages

- Multiple measurement modes: refractive index of spice and plant oil, F42 and F55 fructose syrup, concentration of glucose and sucrose, solid content, water content of honey, nD20, etc.
- It meets graded management, provides scientific and user-friendly operation.
- Fast measurement, only needs a small amount of samples.
- Accurate detection and thermostatic control.
- Prism is made of sapphire.

Specifications

Model	RF-AD6P	RF-AD3
Measuring range	nD: 1.30000-1.70000 Brix： 0-100%	nD: 1.30000-1.70000 Brix： 0-100%
Measuring accuracy	Refractive index nD : ±0.0002 Brix : ±0.1%	Refractive index nD : ±0.0002 Brix : ±0.1%
Measuring resolution	Refractive index nD : ±0.00001 Brix : ±0.01%	Refractive index nD : ±0.00001 Brix : ±0.01%
Temperature	Temperature display range：0-100℃	Temperature display range：0-100℃
Audit Trail	Optional（FDA）	/
Thermostatical control range	5-85℃	5-85℃
Temperature control accuracy	±0.02℃	±0.02℃
Temperature control mode	Peltier（Built-in）	Peltier（Built-in）
Interface	USB / Keyboard / Mouse / Universal Printer / Ethernet / Optional： WLAN	USB / U Disk / Optiona： micro printer
Display	8 inch color touch screen	
Data storage	16G	10000 sets of data
Prism	artifical sapphire	artifical sapphire
Power	100V~240V, 50/60Hz, 150W	100V~240V, 50/60Hz, 150W
Gross Weight (KG)	10	10
Shipping Size (WxDxH) (mm)	570×460×300	570×460×300

Portable Refractometers

Portable Refractometers



Advantages

● Portable refractometers are very commonly used which can be used for low, middle, and high resolution Brix concentration.

● The low range can be used for high-precision measurement such as fruit juice, cola and most kinds of beverage.

● The middle range can be used for concentrated fruit juice, canned food, sugar solution detections, sauce, ketch up, seasoning and many kinds of industry fluids.

● The high range can be used for use with food products of high sugar content such as liquid sugar, honey, etc.

● They can be used for industry fluid testing, such as for vegetable oils, industry, and many other chemical liquids or laboratory use fluids.

● It provides a fast and accurate way to test the ratio and concentration in water soluble cutting oil and many other industries fluid.

Specifications

Model		Range	Minimum scale
Brix	RF-P5B	0 - 5%	0.1%
	RF-P10B	0 – 10%	0.1%
	RF-P18B	0 – 18%	0.1%
	RF-P20B	0 – 20%	0.1%
	RF-P32B	0 – 32%	0.2%
	RF-P50B	0 – 50%	0.5%
	RF-P60B	0 – 60%	0.5%
	RF-P62B	28 – 62%	0.2%
	RF-P82B	45 – 82%	0.5%
	RF-P92B	58 – 92%	0.2%
	RF-P80B	0 – 80%(1 range)	0.5%
	RF-P90B	0 – 90%(1 range)	0.5%
Honey	RF-PN3H	58 – 92%Brix	0.5%Brix
		38 – 43oBe'	0.5oBe'
		12 – 27%Water	1%Water
Salinity	RF-PA1S	0 – 100‰	1‰
		1.000-1.070	0.005
	RF-PA2S	0 – 28%	0.2%
	RF-PA3S	0 – 35%	0.5%
	RF-PA4S	0 – 40PPT	1‰
		0 – 100‰Salinity	1‰
	RF-PS1S	1.000-1.070	0.005
		0 – 10%Brix	0.1%
	RF-PS2S	0 – 28%Salinity	0.2%
		0 – 32%Brix	0.2%
Urine	RF-PR1U	0 – 12g/dl	0.2
		1.000-1.040sg	0.002
		0 – 12g/dl	0.2sg
	RF-PR2U	1.000-1.050sg	0.002
		1.3330~1.3600RI	0.0005
Shipping Size (WxDxH)	200mm×80mm×60mm		
Gross Weight	500g		

DAWERS MEDICAL EQUIPMENT

Portable Digital Refractometers



Advantages

- Temperature measurement range:0 – 40℃(2 – 104℉).
- Precision of measurement temperature:±0.5℃ (1℉).
- Wide choice: over 20 models available.
- Automatic temperature compensation.
- Automatic power management.

Specifications

Model	Scale	Range	Min. reading	Accuracy
RF-PD35	Brix(%)	0 – 35%	0.1	±0.2
	Refractive index	1.3330 – 1.3900	0.0001	±0.0003
RF-PD45	Brix(%)	0 – 45%	0.1	±0.2
	Refractive index	1.3330 – 1.4098	0.0001	±0.0003
RF-PD85	Brix(%)	0 – 85%	0.1	±0.5
	Refractive index	1.3330 – 1.5100	0.0001	±0.0005
RF-PD92	Brix(%)	58 – 92%	0.1	±0.2
	Refractive index	1.4370 – 1.5233	0.0001	±0.0003
RF-PDN1	Brix(%)	58 – 92%	0.1	±0.2
	°B'e	38 – 43	0.1	±0.2
	Water(IHC2002)	17 - 27	0.1	±0.2
	Refractive index	1.4370 – 1.5233	0.0001	±0.0003

Portable Digital Refractometers

Specifications

Model	Scale	Range	Min. reading	Accuracy
RF-PDN2	°B'e	58 – 92%	0.1	±0.2
	Water(IHC2002)	38 – 43	0.1	±0.2
	Refractive index	17 - 27	0.1	±0.2
		1.4370 – 1.5233	0.0001	±0.0003
RF-PDA1	Salinity	0 – 28%	0.1	±0.2
	Refractive index	1.3330 – 1.3900	0.0001	±0.0003
RF-PDS1	Brix(%)	0 – 35%	0.1	±0.2
	Salinity	0 – 28%	0.1	±0.2
	Refractive index	1.3330 – 1.3900	0.0001	±0.0003
RF-PDWN1	MASS S/W(%)	0 – 35%	0.1	±0.2
	VOL AP(%)	0 – 22%	0.1	±0.2
	Oe(Germany)	0 – 150	1	±1
	KMW	0 – 25	0.1	±0.2
RF-PDWN2	MASS S/W(%)	0 – 35%	0.1	±0.2
	VOL AP(%)	0 – 22%	0.1	±0.2
	Oe(Germany)	30 – 150	1	±1
	KMW	0 – 25	0.1	±0.2
RF-PD2WN3	MASS S/W(%)	0 – 35%	0.1	±0.2
	VOL AP(%)	0 – 22%	0.1	±0.2
	Oe(Switzerland)	0 – 150	1	±1
	KMW	0 – 25	0.1	±0.2
RF-PDR1	SERUM P.(g/dl)	0 – 12g/dl	0.1	±0.1
	URINE SP.G	1.000– 1.050	0.001	±0.001
	Refractive index	1.3330 – 1.3900	0.0001	±0.0003
RF-PDR2	SERUM P.(g/dl)	0 – 14g/dl	0.1	±0.1
	URINE SP.G(dog)	1.000– 1.060	0.001	±0.001
	Refractive index	1.3330 – 1.3900	0.0001	±0.0003
RF-PDR3	SERUM P.(g/dl)	0 – 14g/dl	0.1	±0.1
	URINE SP.G(cat)	1.000– 1.060	0.001	±0.001
	Refractive index	1.3330 – 1.3900	0.0001	±0.0003
RF-PDL1	Alcohol	0~60% v/v	0.1	±0.3
RF-PDL2	Alcohol	0~60% w/w	0.1	±0.3
RF-PDL5	Methanol	0~60% w/w	0.1	±0.5
RF-PDK1	Soybean milk concentration	0~35%	0.1°	±0.3
RF-PDC1	Glycol	32 ~—50°F	0.1°F	±1°F
	Propanediol	32~—50°F	0.1°F	±1°F
	Battery fluid	1.00~1.50sg	0.01sg	±0.01sg
	Clearance	0~—40°F	0.1°F	±1°F
RF-PDC2	Glycol	0~—50°C	0.1°C	±1°C
	Propanediol	0~—50°C	0.1°C	±1°C
	Battery fluid	1.00~1.50sg	0.01sg	±0.01sg
	Clearance	0~—40°C	0.1°C	±1°C
RF-PDC3	Glycol	0~80%	0.1%	±0.3%
	Propanediol	0~70%	0.1%	±0.3%
RF-PDC5	EG	0~(-50)°C/32~(-58)°F	0.1°C /0.1°F	±0.5°C /±1°F
	PG	0~(-50)°C/32~(-58)°F	0.1°C /0.1°F	±0.5°C /±1°F
	Urea	0~40%	0.1	±0.2
	WCL	0~(-40)°C/32~(-40)°F	0.1°C /0.1°F	±0.5°C /±1°F
Power Supply	2×AAA (1.5V)			
Shipping Size (WxDxH) (mm)	200x80x60			
Gross Weight (G)	300			

Portable Digital Refractometers



Advantages

- Large TFT backlight color screen.
- A variety of range selection, more free combination.
- Automatic temperature compensation function.
- User - defined zero - point mode, can easily adapt to different measuring environment.
- Ergonomic design, environmental and durable materials.
- Light interference.

Specifications

Model	Scale	Range	Min. reading	Accuracy
RF-PDF35	Brix(%)	0 – 35%	0.1	±0.2
	Refractive index	1.3330 – 1.3900	0.0001	±0.0003
RF-PDF45	Brix(%)	0 – 45%	0.1	±0.2
	Refractive index	1.3330 – 1.4098	0.0001	±0.0003
RF-PDF85	Brix(%)	0 – 85%	0.1	±0.5
	Refractive index	1.3330 – 1.5100	0.0001	±0.0005
RF-PDF92	Brix(%)	58 – 92%	0.1	±0.2
	Refractive index	1.4370 – 1.5233	0.0001	±0.0003
RF-PDFN1	Brix(%)	58 – 92%	0.1	±0.2
	°B'e	38 – 43	0.1	±0.1
	Water(IHC2002)	17 - 27	0.1	±0.1
	Refractive index	1.4370 – 1.5233	0.0001	±0.0003
RF-PDFN2	°B'e	58 – 92%	0.1	±0.2
	Water(IHC2002)	38 – 43	0.1	±0.2
	Refractive index	17 - 27	0.1	±0.2
RF-PDFA1	Salinity	1.4370 – 1.5233	0.0001	±0.0003
	Refractive index	0 – 28%	0.1	±0.2
RF-PDFS1	Brix(%)	1.3330 – 1.3900	0.0001	±0.0003
	Salinity	0 – 35%	0.1	±0.2
	Refractive index	0 – 28%	0.1	±0.2
RF-PDFWN1	MASS S/W(%)	1.3330 – 1.3900	0.0001	±0.0003
	VOL AP(%)	0 – 35%	0.1	±0.2
	Oe(Germany)	0 – 22%	0.1	±0.2
	KMW	0 – 150	1	±1
RF-PDFL1	Alcohol	0 – 25	0.1	±0.2
RF-PDFL2	Alcohol	0-60%v/v	0.1	±0.3
RF-PDFL5	Methanol	0-60%w/w	0.1	±0.3
RF-PDFK1	Soybean milk concentration	0~60% w/w	0.1	±0.5
RF-PDFR1	SERUM P.(g/dl)	0~35%	0.1°	±0.3
	URINE SP.G	0 – 12g/dl	0.1	±0.1
	Refractive index	1.000– 1.050	0.001	±0.001
RF-PDFR2	SERUM P.(g/dl)	1.3330 – 1.3900	0.0001	±0.0003
	URINE SP.G(dog)	0 – 14g/dl	0.1	±0.1
	Refractive index	1.000– 1.060	0.001	±0.001
RF-PDFC1	Glycol	1.3330 – 1.3900	0.0001	±0.0003
	Propanediol	32~-50°F	0.1°F	±1°F
	Battery fluid	32~-50°F	0.1°F	±1°F
	clearance	1.00~1.50sg	0.01sg	±0.01sg
RF-PDFC2	Glycol	0~-40°F	0.1°F	±1°F
	Propanediol	0~-50°C	0.1°C	±1°C
	Battery fluid	0~-50°C	0.1°C	±1°C
	clearance	1.00~1.50sg	0.01sg	±0.01sg
RF-PDFC3	Glycol	0~-40°C	0.1°C	±1°C
	Propanediol	0~80%	0.1%	±0.3%
RF-PDFC5	EG	0~70%	0.1%	±0.3%
	PG	0~(-50)°C/32~(-58)°F	0.1°C /0.1°F	±0.5°C /±1°F
	Urea	0~(-50)°C/32~(-58)°F	0.1°C /0.1°F	±0.5°C /±1°F
	WCL	0~40%	0.1	±0.2
Gross Weight (G)	300	0~(-40)°C/32~(-40)°F	0.1°C /0.1°F	±0.5°C /±1°F
Shipping Size (WxDxH) (mm)	200x80x60			

BAWERS MEDICAL EQUIPMENT

Digital V Prism Refractomete

CE



Description

RF-DV Digital Refractometer is the leading refractometer featuring wide range, high-precision and multi-wavelength. It can fast and accurately measure the refractive index, average dispersive partial dispersion (i.e., the refractive index of eight common wavelengths, including 706.5, 656.3, 589.3 587.6, 546.1, 486.1, 435.8, 404.7nm) and sugar solution mass fraction (Brix) for transparent or translucent solid or liquid substances. The instrument has following features and functions, such as user-friendly interface, fast test speed, good repeatability, temperature correction, data storage, U disk storage and USB communication interface.

Specifications

Model	RF-DV
Measurement range	Refractive index nD:1.300000–1.700000(liquid) Refractive index nD:1.300000–1.950000(solid) Brix: 0-100%
Accuracy	Refractive index nD: ±5×10-5 Brix: ±0.1%
Measuring Resolution	Refractive index nD: 1×10-6 Brix: 0.01%
Wavelengths	706.5nm, 656.3nm, 589.3nm, 587.6nm, 546.1nm, 486.1nm, 435.8nm, 404.7nm
Light Source	Hydrogen lamp/Sodium lamp/Helium lamp
Temperature Display Range	0-50℃
Magnification of the telescope objectives	5X
Display	5.6 inch color touch screen
Interface	RS232/USB/U disk
Gross Weight (KG)	80
Shipping Size (WxDxH) (mm)	720×550×560

BAWERS MEDICAL EQUIPMENT

Automatic ABBE Digital Refractometer



Advantages

- Full automatic measuring, avoid personal error.
- Touch Screen。
- Have the function of temperature display, automatic correction and saving the date.
- Thermostatical control, temperature automatic correction and saving the data (RF-AAD73T).
- RS232/USB

Specifications

Model	RF-AAD73T	RF-AAD73
Measuring range	Refractive index nD : 1.30000-1.70000 Brix : 0-100%	Refractive index nD : 1.30000-1.70000 Brix : 0-100%
Measuring accuracy	Refractive index nD : ±0.0002 Brix : ±0.1%	Refractive index nD : ±0.0002 Brix : ±0.1%
Measuring resolution	Refractive index nD : ±0.00001 Brix : ±0.01%	Refractive index nD : ±0.00001 Brix : ±0.01%
Temperature	Temperature display range: 0-90℃	
Temperature control Mode	Peltier（Built-in）	—
Thermostatical control range	10-60℃	—
Temperature control accuracy	±0.1℃	—
Interface	RS232 / USB / U Disk	RS232 / USB / U Disk
Display	7 inch color touch screen	7 inch color touch screen
Gross Weight	9kg	9kg
Shipping Size (WxDxH)	500mm×330mm×220mm	500mm×330mm×220mm

Automatic Digital Refractometer



Advantages

- Multiple measurement modes: refractive index of spice and plant oil, F42 and F55 fructose syrup, concentration of glucose and sucrose, solid content, water content of honey, nD20, etc.
- It meets graded management, provides scientific and user-friendly operation.
- Fast measurement, only needs a small amount of samples.
- Accurate detection and thermostatic control.
- Prism is made of sapphire.

Specifications

Model	RF-AD6P	RF-AD3
Measuring range	nD: 1.30000-1.70000 Brix： 0-100%	nD: 1.30000-1.70000 Brix： 0-100%
Measuring accuracy	Refractive index nD : ±0.0002 Brix : ±0.1%	Refractive index nD : ±0.0002 Brix : ±0.1%
Measuring resolution	Refractive index nD : ±0.00001 Brix : ±0.01%	Refractive index nD : ±0.00001 Brix : ±0.01%
Temperature	Temperature display range：0-100℃	Temperature display range：0-100℃
Audit Trail	Optional（FDA）	/
Thermostatical control range	5-85℃	5-85℃
Temperature control accuracy	±0.02℃	±0.02℃
Temperature control mode	Peltier（Built-in）	Peltier（Built-in）
Interface	USB / Keyboard / Mouse / Universal Printer / Ethernet / Optional： WLAN	USB / U Disk / Optiona： micro printer
Display	8 inch color touch screen	
Data storage	16G	10000 sets of data
Prism	artifical sapphire	artifical sapphire
Power	100V~240V, 50/60Hz, 150W	100V~240V, 50/60Hz, 150W
Gross Weight (KG)	10	10
Shipping Size (WxDxH) (mm)	570×460×300	570×460×300

ABBE Refractometer

CE



RF-AM



RF-AB

Advantages

- Measurement of refractive index nD, average dispersion nF-nc of transparent or translucent liquid and solid substances.
- Measurement of mass fraction (Brix) of cane sugar solution.
- Widely used in the field of sugar, pharmaceutical, beverage, petroleum, food, chemical industries as well as research institutes and educational department.
- Visual aim, optical index-plate reading.
- Easy and reliable.

Specifications

Model	RF-AM	RF-AB
Refractive index nD	1.3000-1.7000	1.3000-1.7000
Accuracy(nD)	±0.0002(Estimate Reading)	±0.0003 （Estimate Reading)
Dissolved Solids Brix	0-95%	0-95%
Temperature display	Digital thermometer	Digital thermometer
Observation mode	Monocular	Binocular
Gross Weight	3kg	4kg
Shipping Size (WxDxH)	270mm×180mm×370mm	240mm×200mm ×390mm

ABBE Digital Refractometer

CE



Advantages

- Measurement of refractive index nD of transparent or translucent liquid and solid substances.
- Measurement of the Brix of sugar solution.
- Automatic correction of the effect of temperature on the Brix.
- Prism made of hard glass.
- It works with 589nm wavelength and uses LED as light source

Specifications

Model	RF-AD3P	RF-AD2
Measurement range	Refractive index nD : 1.30000-1.72000 Brix : 0-100%	Refractive index nD : 1.3000-1.7000 Brix : 0-100%
Measuring Accuracy	Refractive index nD : ±0.0002 Brix：±0.1%	
Measuring resolution	Refractive index nD: 0.00001 Brix：0.01%	Refractive index nD: 0.0001 Brix：0.1%
Temperature Range(Min. 0.1℃)	-20-120℃	0-50℃
Display	Color touch screen	LCD
Interface	RS232 / USB	RS232
Date Storage	500 sets	——
Gross Weight	12kg	12 kg
Shipping Size (WxDxH)	370mm×240mm×470mm	370mm×240mm×470mm

Digital V Prism Refractomete

CE



Description

RF-DV Digital Refractometer is the leading refractometer featuring wide range, high-precision and multi-wavelength. It can fast and accurately measure the refractive index, average dispersive partial dispersion (i.e., the refractive index of eight common wavelengths, including 706.5, 656.3, 589.3 587.6, 546.1, 486.1, 435.8, 404.7nm) and sugar solution mass fraction (Brix) for transparent or translucent solid or liquid substances. The instrument has following features and functions, such as user-friendly interface, fast test speed, good repeatability, temperature correction, data storage, U disk storage and USB communication interface.

Specifications

Model	RF-DV
Measurement range	Refractive index nD:1.300000–1.700000(liquid) Refractive index nD:1.300000–1.950000(solid) Brix: 0-100%
Accuracy	Refractive index nD: ±5×10-5 Brix: ±0.1%
Measuring Resolution	Refractive index nD: 1×10-6 Brix: 0.01%
Wavelengths	706.5nm, 656.3nm, 589.3nm, 587.6nm, 546.1nm, 486.1nm, 435.8nm, 404.7nm
Light Source	Hydrogen lamp/Sodium lamp/Helium lamp
Temperature Display Range	0-50℃
Magnification of the telescope objectives	5X
Display	5.6 inch color touch screen
Interface	RS232/USB/U disk
Gross Weight (KG)	80
Shipping Size (WxDxH) (mm)	720×550×560

BAWERS MEDICAL EQUIPMENT

Portable Refractometers

Portable Refractometers



Advantages

● Portable refractometers are very commonly used which can be used for low, middle, and high resolution Brix concentration.

● The low range can be used for high-precision measurement such as fruit juice, cola and most kinds of beverage.

● The middle range can be used for concentrated fruit juice, canned food, sugar solution detections, sauce, ketch up, seasoning and many kinds of industry fluids.

● The high range can be used for use with food products of high sugar content such as liquid sugar, honey, etc.

● They can be used for industry fluid testing, such as for vegetable oils, industry, and many other chemical liquids or laboratory use fluids.

● It provides a fast and accurate way to test the ratio and concentration in water soluble cutting oil and many other industries fluid.

Specifications

Model		Range	Minimum scale
Brix	RF-P5B	0 - 5%	0.1%
	RF-P10B	0 – 10%	0.1%
	RF-P18B	0 – 18%	0.1%
	RF-P20B	0 – 20%	0.1%
	RF-P32B	0 – 32%	0.2%
	RF-P50B	0 – 50%	0.5%
	RF-P60B	0 – 60%	0.5%
	RF-P62B	28 – 62%	0.2%
	RF-P82B	45 – 82%	0.5%
	RF-P92B	58 – 92%	0.2%
	RF-P80B	0 – 80%(1 range)	0.5%
	RF-P90B	0 – 90%(1 range)	0.5%
Honey	RF-PN3H	58 – 92%Brix	0.5%Brix
		38 – 43oBe'	0.5oBe'
		12 – 27%Water	1%Water
Salinity	RF-PA1S	0 – 100‰	1‰
		1.000-1.070	0.005
	RF-PA2S	0 – 28%	0.2%
	RF-PA3S	0 – 35%	0.5%
	RF-PA4S	0 – 40PPT	1‰
		0 – 100‰Salinity	1‰
	RF-PS1S	1.000-1.070	0.005
		0 – 10%Brix	0.1%
	RF-PS2S	0 – 28%Salinity	0.2%
		0 – 32%Brix	0.2%
Urine	RF-PR1U	0 – 12g/dl	0.2
		1.000-1.040sg	0.002
		0 – 12g/dl	0.2sg
	RF-PR2U	1.000-1.050sg	0.002
		1.3330~1.3600RI	0.0005
Shipping Size (WxDxH)	200mm×80mm×60mm		
Gross Weight	500g		

DAWERS MEDICAL EQUIPMENT

Portable Digital Refractometers



Advantages

- Temperature measurement range:0 – 40℃(2 – 104℉).
- Precision of measurement temperature:±0.5℃ (1℉).
- Wide choice: over 20 models available.
- Automatic temperature compensation.
- Automatic power management.

Specifications

Model	Scale	Range	Min. reading	Accuracy
RF-PD35	Brix(%)	0 – 35%	0.1	±0.2
	Refractive index	1.3330 – 1.3900	0.0001	±0.0003
RF-PD45	Brix(%)	0 – 45%	0.1	±0.2
	Refractive index	1.3330 – 1.4098	0.0001	±0.0003
RF-PD85	Brix(%)	0 – 85%	0.1	±0.5
	Refractive index	1.3330 – 1.5100	0.0001	±0.0005
RF-PD92	Brix(%)	58 – 92%	0.1	±0.2
	Refractive index	1.4370 – 1.5233	0.0001	±0.0003
RF-PDN1	Brix(%)	58 – 92%	0.1	±0.2
	°B'e	38 – 43	0.1	±0.2
	Water(IHC2002)	17 - 27	0.1	±0.2
	Refractive index	1.4370 – 1.5233	0.0001	±0.0003

Portable Digital Refractometers

Specifications

Model	Scale	Range	Min. reading	Accuracy
RF-PDN2	°B'e	58 – 92%	0.1	±0.2
	Water(IHC2002)	38 – 43	0.1	±0.2
	Refractive index	17 - 27	0.1	±0.2
		1.4370 – 1.5233	0.0001	±0.0003
RF-PDA1	Salinity	0 – 28%	0.1	±0.2
	Refractive index	1.3330 – 1.3900	0.0001	±0.0003
RF-PDS1	Brix(%)	0 – 35%	0.1	±0.2
	Salinity	0 – 28%	0.1	±0.2
	Refractive index	1.3330 – 1.3900	0.0001	±0.0003
RF-PDWN1	MASS S/W(%)	0 – 35%	0.1	±0.2
	VOL AP(%)	0 – 22%	0.1	±0.2
	Oe(Germany)	0 – 150	1	±1
	KMW	0 – 25	0.1	±0.2
RF-PDWN2	MASS S/W(%)	0 – 35%	0.1	±0.2
	VOL AP(%)	0 – 22%	0.1	±0.2
	Oe(Germany)	30 – 150	1	±1
	KMW	0 – 25	0.1	±0.2
RF-PD2WN3	MASS S/W(%)	0 – 35%	0.1	±0.2
	VOL AP(%)	0 – 22%	0.1	±0.2
	Oe(Switzerland)	0 – 150	1	±1
	KMW	0 – 25	0.1	±0.2
RF-PDR1	SERUM P.(g/dl)	0 – 12g/dl	0.1	±0.1
	URINE SP.G	1.000– 1.050	0.001	±0.001
	Refractive index	1.3330 – 1.3900	0.0001	±0.0003
RF-PDR2	SERUM P.(g/dl)	0 – 14g/dl	0.1	±0.1
	URINE SP.G(dog)	1.000– 1.060	0.001	±0.001
	Refractive index	1.3330 – 1.3900	0.0001	±0.0003
RF-PDR3	SERUM P.(g/dl)	0 – 14g/dl	0.1	±0.1
	URINE SP.G(cat)	1.000– 1.060	0.001	±0.001
	Refractive index	1.3330 – 1.3900	0.0001	±0.0003
RF-PDL1	Alcohol	0~60% v/v	0.1	±0.3
RF-PDL2	Alcohol	0~60% w/w	0.1	±0.3
RF-PDL5	Methanol	0~60% w/w	0.1	±0.5
RF-PDK1	Soybean milk concentration	0~35%	0.1°	±0.3
RF-PDC1	Glycol	32 ~—50°F	0.1°F	±1°F
	Propanediol	32~—50°F	0.1°F	±1°F
	Battery fluid	1.00~1.50sg	0.01sg	±0.01sg
	Clearance	0~—40°F	0.1°F	±1°F
RF-PDC2	Glycol	0~—50°C	0.1°C	±1°C
	Propanediol	0~—50°C	0.1°C	±1°C
	Battery fluid	1.00~1.50sg	0.01sg	±0.01sg
	Clearance	0~—40°C	0.1°C	±1°C
RF-PDC3	Glycol	0~80%	0.1%	±0.3%
	Propanediol	0~70%	0.1%	±0.3%
RF-PDC5	EG	0~(-50)°C/32~(-58)°F	0.1°C /0.1°F	±0.5°C /±1°F
	PG	0~(-50)°C/32~(-58)°F	0.1°C /0.1°F	±0.5°C /±1°F
	Urea	0~40%	0.1	±0.2
	WCL	0~(-40)°C/32~(-40)°F	0.1°C /0.1°F	±0.5°C /±1°F
Power Supply	2×AAA (1.5V)			
Shipping Size (WxDxH) (mm)	200x80x60			
Gross Weight (G)	300			

Portable Digital Refractometers



Advantages

- Large TFT backlight color screen.
- A variety of range selection, more free combination.
- Automatic temperature compensation function.
- User - defined zero - point mode, can easily adapt to different measuring environment.
- Ergonomic design, environmental and durable materials.
- Light interference.

Specifications

Model	Scale	Range	Min. reading	Accuracy
RF-PDF35	Brix(%)	0 – 35%	0.1	±0.2
	Refractive index	1.3330 – 1.3900	0.0001	±0.0003
RF-PDF45	Brix(%)	0 – 45%	0.1	±0.2
	Refractive index	1.3330 – 1.4098	0.0001	±0.0003
RF-PDF85	Brix(%)	0 – 85%	0.1	±0.5
	Refractive index	1.3330 – 1.5100	0.0001	±0.0005
RF-PDF92	Brix(%)	58 – 92%	0.1	±0.2
	Refractive index	1.4370 – 1.5233	0.0001	±0.0003
RF-PDFN1	Brix(%)	58 – 92%	0.1	±0.2
	°B'e	38 – 43	0.1	±0.1
	Water(IHC2002)	17 - 27	0.1	±0.1
	Refractive index	1.4370 – 1.5233	0.0001	±0.0003
RF-PDFN2	°B'e	58 – 92%	0.1	±0.2
	Water(IHC2002)	38 – 43	0.1	±0.2
	Refractive index	17 - 27	0.1	±0.2
RF-PDFA1	Salinity	1.4370 – 1.5233	0.0001	±0.0003
	Refractive index	0 – 28%	0.1	±0.2
RF-PDFS1	Brix(%)	1.3330 – 1.3900	0.0001	±0.0003
	Salinity	0 – 35%	0.1	±0.2
	Refractive index	0 – 28%	0.1	±0.2
RF-PDFWN1	MASS S/W(%)	1.3330 – 1.3900	0.0001	±0.0003
	VOL AP(%)	0 – 35%	0.1	±0.2
	Oe(Germany)	0 – 22%	0.1	±0.2
	KMW	0 – 150	1	±1
RF-PDFL1	Alcohol	0 – 25	0.1	±0.2
RF-PDFL2	Alcohol	0-60%v/v	0.1	±0.3
RF-PDFL5	Methanol	0-60%w/w	0.1	±0.3
RF-PDFK1	Soybean milk concentration	0~60% w/w	0.1	±0.5
RF-PDFR1	SERUM P.(g/dl)	0~35%	0.1°	±0.3
	URINE SP.G	0 – 12g/dl	0.1	±0.1
	Refractive index	1.000– 1.050	0.001	±0.001
RF-PDFR2	SERUM P.(g/dl)	1.3330 – 1.3900	0.0001	±0.0003
	URINE SP.G(dog)	0 – 14g/dl	0.1	±0.1
	Refractive index	1.000– 1.060	0.001	±0.001
RF-PDFC1	Glycol	1.3330 – 1.3900	0.0001	±0.0003
	Propanediol	32~-50°F	0.1°F	±1°F
	Battery fluid	32~-50°F	0.1°F	±1°F
	clearance	1.00~1.50sg	0.01sg	±0.01sg
RF-PDFC2	Glycol	0~-40°F	0.1°F	±1°F
	Propanediol	0~-50°C	0.1°C	±1°C
	Battery fluid	0~-50°C	0.1°C	±1°C
	clearance	1.00~1.50sg	0.01sg	±0.01sg
RF-PDFC3	Glycol	0~-40°C	0.1°C	±1°C
	Propanediol	0~80%	0.1%	±0.3%
RF-PDFC5	EG	0~70%	0.1%	±0.3%
	PG	0~(-50)°C/32~(-58)°F	0.1°C /0.1°F	±0.5°C /±1°F
	Urea	0~(-50)°C/32~(-58)°F	0.1°C /0.1°F	±0.5°C /±1°F
	WCL	0~40%	0.1	±0.2
Gross Weight (G)	300	0~(-40)°C/32~(-40)°F	0.1°C /0.1°F	±0.5°C /±1°F
Shipping Size (WxDxH) (mm)	200x80x60			

BAWERS MEDICAL EQUIPMENT

Visible Single Beam Spectrophotometer



Application

This instrument can be widely used in medicine and health, clinical testing, biochemistry, petrochemical industry, environmental protection, quality control, judicial criminal investigation, inspection, quarantine, forestry, geological exploration, food testing and other industries. It is one of the analytical instruments reused in physical and chemical laboratories.

Advantage

1. Digital LCD display.
2. Automatic zero adjustment.
3. The large sample chamber can accommodate 5-100mm cuvettes.
4. The optional output port RS232 can be used to connect to a printer and a computer.
5. Original imported tungsten lamp ensures the service life of the instrument.
6. The latest microcomputer processing technology, easy to operate.
7.Automatic light gate ensures the service life of the photoelectric sensor and makes instrument testing easier.

Specification

Model	SP-V721E	SP-V721EI	SP-V722E	SP-V722N
Optical System	Single beam, Achromatic 1200 lines/mm grating			
Wavelength Range	350-1020nm		320-1020nm	
Spectral Bandwidth	6nm		5nm	4nm
Wavelength Accuracy	±2nm			
Wavelength Repeatability	≤1nm			≤0.5nm
Photometric Accuracy	±1%T		±0.5%T	
Photometric Repeatability	±0.3%			
Photometric Range	0-200%T, -3-3A, 0-9999C			
Photometric Mode	T,A,C			
Stray Light	≤0.3%T, at 360nm			
Stability	±0.004A/h@500nm			±0.002A/h@500nm
Display	LCD Display			
Sample Rack Size	Standard 1CM	Standard 10CM	Standard 1CM	
Detector	Photodiode			
Output	/		Printer	
Light Source	Tungsten lamp			
Power Supply	AC 220/110V, 50/60Hz			
External Size(WxDxH)(mm)	420x350x185			
Shipping Size(WxDxH)(mm)	520x450x300			
N.W./G.W. (kg)	6/8			



Advantage

1. The SP-V5000 is a visible spectrophotometer with manual wavelength setting. Due to its basic design and affordability, this model is the best choice for routine analysis and general experiments. Excellent performance, wide range of applications and easy operation
2. Microprocessor-controlled, auto-zeroing and automatic 100%T adjustment at the push of a button
3. LCD display for direct readout of transmittance, absorbance and concentration
4. The SP-V5000 utilizes a 1200-line grating for high resolution, low stray light and high parameter accuracy.
5. USB port for data output, which can be connected to a PC for editing with specific software.
6. When connected to a micro-printer, the date can also be printed via the parallel port.
7. The compact design of the SP-V5000 saves bench space.
8. All necessary components, such as the 120 mm wide sample chamber and the long optical path monochromator, have been retained.
9. The SP-V5000 directly displays absorbance, transmittance, concentration and coefficients by switching between different modes.

Specification

Model	SP-V5000
Optical System	Single Beam, Grating 1200 lines/mm
Wavelength Range	325-1000nm
Spectral Bandwidth	4nm
Wavelength Accuracy	±2nm
Wavelength Repeatability	1nm
Photometric Accuracy	±0.5%T
Photometric Repeatability	≤0.2%T
Photometric Range	-0.3-3A, 0-200%T, 0-9999C
Photometric Mode	T, A, C, F
Stray Light	≤0.2%T
Stability	±0.002A/h @ 500nm
Display	LCD
Detector	Silicon Photodiode
Output	USB Port & Parallel Port(Printer)
Light Source	Tungsten Halogen Lamp
Power Supply	AC 85~250V
External Size(W×D×H)(mm)	420x280x180
Shipping Size(W×D×H)(mm)	600x460x330
N.W./G.W. (kg)	8/13

BAWEIS MEDICAL EQUIPMENT

Visible Single Beam Spectrophotometer



Advantage

1. A 2.5 inch LCD screen is included to display standard curves and groups of results.

2. Various standard curves can be established based on the customer's solutions to determine the concentration of unknown solutions.

3. The device has a USB port for data output, which can be connected to a PC to display spectrum scanning, kinetics, and multi-wavelength testing results on the screen.

4. The device can display wavelength, absorption, and transmittance with 5 results per screen and store up to 200 results in its memory.

5. Users can set the wavelength automatically using arrow keys to avoid operation errors.

Specification

Model	SP-V5100
Optical System	Single beam, Grating 1200 lines/mm
Wavelength Range	325-1000nm
Bandwidth	4nm(optional 2nm)
Wavelength Accuracy	±2nm
Wavelength Repeatability	0.5nm
Wavelength Setting	Auto
Photometric Accuracy	±0.5%T
Photometric Repeatability	≤0.2%T
Photometric Range	-0.3-3A, 0-200%T, 0-9999C
Photometric Mode	T, A, C, F
Stray Light	≤0.1%T
Stability	± 0.002A/h @ 500nm
Display	128x64 LCD
Detector	Silicon Photodiode
Light Source	Tungsten Lamp
Output	USB Port & Parallel Port(Printer)
Power Supply	AC 85~250V
External Size(W×D×H)(mm)	420x280x180
Shipping Size(W×D×H)(mm)	600x460x330
N.W./G.W. (kg)	10/14

Visible Single Beam Spectrophotometer



Advantage

1. Adopting screw structure, wavelength accuracy and resolution are greatly improved

2. can automatically set the wavelength through the direction key to avoid operating errors

3. Adopting microprocessor control, numeric keys can easily set all parameters.

4. Equipped with USB port, can be connected to PC. Spectral scanning, kinetics and multi-wavelength test results can be displayed on the screen.

5. 8 mm thick rigid die-cast aluminum base is used as an optical mount to ensure the stability and reliability of the instrument.

6. The instrument can establish various standard curves according to the customer's solution and determine the concentration of the unknown solution.

Specification

Model	SP-V5600, SP-V5800
Optical System	Single Beam
Wavelength Range	320-1100nm
Bandwidth	2nm
Wavelength Accuracy	±0.5nm
Wavelength Repeatability	≤0.2nm
Wavelength Setting	Auto
Photometric Accuracy	±0.3%T; ±0.2%T
Photometric Repeatability	0.2%T
Photometric Range	-0.3-3A, 0-200%T, 0-9999C
Stability	± 0.001A/h @ 500nm
Baseline Flatness	± 0.002A/h
Stray Light	≤0.05%T@220nm, 360nm
Data Output Port	USB
Printer Port	Parallel Port
Display	128x64 Dots LCD
Lamps	Tungsten Lamp
Detector	Silicon Photodiode
Power Supply	AC 220V/50Hz or 110V/60Hz
External Size(W×D×H)(mm)	460x360x225
Shipping Size(W×D×H)(mm)	630x540x380
N.W./G.W. (kg)	16/20

Visible Spectrophotometer



Advantage

1. 4-digit LED display
2. Compact structure and advanced optical system
3. No need to re-adjust the optical path when installing, more convenient operation
4. Can automatically switch the appropriate wavelength filters to reduce stray light
5. The bottom has a removable cleaning fluid tray and liquid storage container to improve the service life
6. 4-position cuvette holder, optional rectangular optical path cuvettes with 1 cm to 5 cm diameters.
7. Automatic zeroing and 100% T adjustment.
8. Concentration coefficient setting and concentration direct reading function.

Specification

Model	SP-V721
Optical system	Diffraction grating C-T monochromator
Wavelength range	360nm-1000nm
Source lamp	Halogen lamp 10W/8V
Wavelength accuracy	±3.0nm
Wavelength repeatability	≤1.5nm
Transmittance accuracy	±0.8 %(t) (SRM930D)
Transmittance repeatability	≤0.3 %(t)
Spectrum bandwidth	≤6nm
Stray light	≤1.0 %(t) (360nm, NaNO2)
(F)(Concentration factor)	1-9999
(C)(Concentration display range)	0-9999
Power supply	90-250V, 50/60Hz, 40W
External Size(W×D×H)(mm)	350x300x220
Shipping Size(W×D×H)(mm)	450x420x310
N.W./G.W. (kg)	6/7







Description

The SP-V722 Spectrophotometer is a compact and easy-to-operate instrument. We can apply it to the measurement of transparent materials' transmittance and absorbance and the concentration's direct reading. They are widely used in clinical testing, petrochemical, health medicine, environmental monitoring, biochemistry and other fields.

Advantage

1. Aspherical light source optics, Curny-terner configuration diffraction grating monochromator.
2. Simple and clear keyboard operation, easy to realize automatic 0%T and 100%T adjustment T/A transformation, coefficient setting, and concentration direct readout function.
3. RS232 parallel interface.
4. With RS232 serial interface, optional micro-printer to print data directly.
5. Spacious sample chamber, 4-position cuvette holder, can be adapted to 1-5 cm optical path rectangular cuvettes.

Specification

Model	SP-V722
Product Standard	Enterprise Standard Q/SEEK3
Display Mode	4 digits LED
Wavelength Range	340-1000nm
Light Source Lamp	Halogen-Tungsten Lamp 20W/12V
Wavelength Accuracy	±2 nm
Wavelength Reproducibility	1 nm
Band width	6 nm
Photometric Accuracy	±0.5%(T)(SRM930D)
Photometric Reproducibility	0.3%(T)
Stray Light	≤0.5%(T)
Noise	±0.5%(T)
TRANS	0-199.9%
ABS	-3.299
(F) (Concentration factor)	1-9999
(C) (Concentration display range)	0-9999
Power Supply	220V/110V±10% 50/60 Hz
Interface	RS232 serial & parallel I interface
Print	Serial printer/general printer (windows compatible; use software package)
External Size(W×D×H)(mm)	450×420×280
Shipping Size(W×D×H)(mm)	460x430x320
N.W./G.W. (kg)	7/10

Visible Spectrophotometer

BAWERS MEDICAL EQUIPMENT

Visible Spectrophotometer







Description

The SP-VP722 Spectrophotometer is a compact and easy-to-operate instrument. We can apply it to the measurement of transparent materials' transmittance and absorbance and the concentration's direct reading. They are widely used in clinical testing, petrochemical, health medicine, environmental monitoring, biochemistry and other fields.

Advantage

1. Aspherical light source optics, Curny-terner configuration diffraction grating monochromator.

2. Simple and clear keyboard operation, easy to realize automatic 0%T and 100%T adjustment T/A transformation, coefficient setting, and concentration direct readout function.

3. RS232 parallel interface.

4. With RS232 serial interface, optional micro-printer to print data directly.

5. Spacious sample chamber, 4-position cuvette holder, can be adapted to 1-5 cm optical path rectangular cuvettes.

Specification

Model	SP-VP722
Display Mode	4 digits LED
Wavelength Range	325-1000nm
Light Source Lamp	Halogen-Tungsten Lamp 20W/12V
Wavelength Accuracy	±2 nm
Wavelength Reproducibility	1 nm
Band width	5 nm
Photometric Accuracy	±0.5%(T)(SRM930D)
Photometric Reproducibility	0.2%(T)
Stray Light	≤0.2%(T)
Noise	±0.5%(T)
Scale Display	TRANS: 0-199.9%
ABS	-3.299
(F) (Concentration factor)	1-9999
(C) (Concentration display range)	0-9999
Power Supply	220V/110V±10%; 50/60 Hz
Interface	RS232 serial & parallel I interface
Print	Serial printer/general printer (windows compatible; use software package)
External Size(W×D×H)(mm)	450×420×280
Shipping Size(W×D×H)(mm)	460x430x320
N.W./G.W. (kg)	7/10







Description

SP-V723 has the features of a compact structure, complete functions, high-cost performance. You can use it in drug analysis, water quality control analysis, biochemical and clinical testing, material research, food testing, etc.

Advantage

1. Automatic wavelength detection and calibration, making the wavelength precision high.

2. Wide wavelength range to meet the needs of most spectrophotometric tests.

3. High scanning speed to improve working efficiency.

4. High photometric accuracy improves the efficiency of the assembly process.

5. Offline U disk storage, convenient for users to manage data in Excel and other formats.

6. Equipped with a USB port, you can communicate online without setting any parameters.

7. The electronic system adopts a 32-bit ARM core processor with various offline quantitative measurement functions.

Specification

Model	SP-V723
Wavelength Range	320nm-1100nm
Wavelength Accuracy	±1nm
Wavelength Repeatability	≤0.5nm
Bandwidth	2nm
Photometry Accuracy	±0.5%T
Photometry Repeatability	≤0.2%T
Stray Light	≤0.1%T(220nm, NaI)
Baseline Flatness	±0.002A
Stability	≤0.0008A
Noise	≤0.5%T(100%T), ≤0.2%T(0%T)
Photometry Range	0.0~200%(T), -0.3~4(A)
Display System	128×64 LCD Display
Functional Port	USB-A(U Disk), USB-B(PC), Serial Port(Printer)
External Size(W×D×H)(mm)	370×357×220
Shipping Size(W×D×H)(mm)	450×420×310
N.W./G.W. (kg)	8/11

Visible Spectrophotometer





Advantage

1. Aspherical light source optics, Czerny-turner configuration diffraction grating monochromator.

2. Simple and convenient operation to realize automatic 0% T and 100% T adjustment T / A transformation, concentration of direct readout and coefficient setting function.

3. With RS232 parallel interface and serial interface, can be connected to the printer to print data directly.

4. Spacious sample chamber, 4-position cuvette rack, can be adapted to 1-5 cm optical path rectangular cuvettes.

Specification

Model	SP-VS22
Product Standard	Enterprise Standard Q/SEEK3
Display Mode	4 digits LED
Wavelength Range	340-1000nm
Light Source Lamp	Halogen-Tungsten Lamp, 20W/12V
Wavelength Accuracy	±2 nm
Wavelength Reproducibility	1 nm
Band width	6 nm
Photometric Accuracy	±0.5%(T)(SRM930D)
Photometric Reproducibility	0.3%(T)
Stray Light	≤0.2%(T)
Noise	±0.5%(T)
Scale Display	TRANS, 0-199.9%
ABS	-3.299
(F) (Concentration factor)	1-9999
(C) (Concentration display range)	0-9999
Power Supply	220V/110V±10% 50/60 Hz
Interface	RS232 serial & parallel I interface
Print	Serial printer/general printer (windows compatible; use software package)
Complete set	A set: SP-VS22
	B set: SP-VS22+DATA PROCESSING SOFTWARE PACKAGE
External Size(W×D×H)(mm)	450×420×280
Shipping Size(W×D×H)(mm)	460x430x320
N.W./G.W. (kg)	7/10

BAWER
MEDICAL EQUIPMENT







Description

The spectral lab SP-VS23 visible spectrophotometer is a low-cost product designed for teaching and general analytical purposes. It is low-priced, highly reliable, and easy to operate. It is very suitable for education, environmental protection and other fields.

Advantage

1. The Visible spectrophotometer has a variable wavelength and four scales: Absorbance, Concentration, Transmittance and Coefficient.

2. Use cuvettes or universal test tubes to make measurements directly.

3. A microcomputer controls the instrument and is easy to operate.

4. 12nm spectral slit width provides the sensitivity required for almost any application.

5. One solid-state silicon detector covers the entire wavelength range, eliminating the need to change detectors between analyses.

6. Instrument units, especially the pre-conditioned light source unit, are easy to replace and maintain.

7. Cartridge replacement is freely adjustable.

8. Optical system with grating and toroidal mirrors.

Specification

Model	SP-VS23
Standard	Enterprise Standard, Q/SEEK3
Display Mode	4 digits LED
Wavelength Range	340-950nm
Wavelength Accuracy	±2.5nm
Wavelength Repeatability	≤1nm
Spectral Slit width	12nm
Photometry Accuracy	±2%(T) (tube), ±0.5%(T) (cuvette)
Photometry Repeatability	0.3%т
Voltage Requirements	220V±10% or 110V±10%
Photometry Range	0.0～199.9%(T), -0.3～2.999 A, 1～9999 F, 0～9999 C
Interface	RS232 serial & parallel interface
Print	serial printer, Any printer (for software)
Complete set	A set:SP-VS23
	B set: SP-VS23+Data processing software package
External Size(W×D×H)(mm)	450×420×280
Shipping Size(W×D×H)(mm)	460x430x320
N.W./G.W. (kg)	6/10

Visible Spectrophotometer

Scanning Visible Double Beam Spectrophotometer



Application

An economical analytical instrument with optional RS232 interface output and excellent photometry accuracy. Widely used in many fields such as medical testing, food, petrochemical industry, environmental protection and monitoring, etc.

Advantage

1. LCD display directly displays the standard curve and test data. The host can store the test data and optionally print it with a printer.
2. USB data output interface, optional professional software for online operation.
3. Built-in analysis software, standard curve can be used for related tests, it can perform continuous testing and store 200 sets of data, and can store 100 standard curves, which can be named directly by the user.
4. Uniquely designed optical system, high-performance 1200 lines/mm grating and imported receiver.
5. Automatic wavelength calibration, automatic wavelength setting.
6. The large sample room can accommodate cuvettes of various sizes from 5 to 100mm.
7. Ultra-thin buttons, simple and convenient to operate.
8. Optional disc rotating automatic eight-link sample holder, with good reliability and centered light spot.

Specification

Model	SP-V723N	SP-V723G
Optical System	Double beam ratio detection	
Wavelength Range	320-1100nm	
Spectral Bandwidth	2nm	4nm
Wavelength Accuracy	±0.5nm	±1nm
Wavelength Repeatability	0.2nm	0.5nm
Photometric Accuracy	0.3%T	0.5%T
Photometric Repeatability	0.15%T	0.2%T
Photometric Range	0-200%T, -3-3A	
Photometric Mode	T,A,C	
Stray Light	≤0.05%T@360nm	≤0.1%T@360nm
Stability	±0.001A/h@500nm	±0.002A/h@500nm
Display	128×64-bit LCD display	
Sample rack	Standard 1CM sample rack	
Detector	Photodiode	
Light Source	Tungsten lamp	
Power Supply	AC 220/110V, 50/60Hz	
External Size(WxDxH)(mm)	510x420x240	
Shipping Size(WxDxH)(mm)	680x560x320	
N.W./G.W. (kg)	12/16	

UV-VIS Single Beam Spectrophotometer



Advantage:

1. The large sample chamber can accommodate 5-100mm cuvettes.
2. Can be directly connected to a special printer (optional) to print data.
3. All key components are imported with original equipment to ensure the accuracy and precision of measurement.
4. Digital display of measurement value.
5. The instrument adopts the latest microcomputer processing technology and is easy to operate.
6. Automatic light gate ensures the service life of the photoelectric sensor and makes instrument testing easier.

Application

This instrument can be widely used in medicine and health, clinical testing, biochemistry, petrochemical industry, environmental protection, quality control, judicial criminal investigation, inspection, quarantine, forestry, geological exploration, food testing and other industries. It is one of the analytical instruments reused in physical and chemical laboratories.

Specification

Model	SP-UV752E	SP-UV752N
Optical system	Achromatic (1200 lines/mm grating)	
Wavelength Range	195-1020nm	
Wavelength Accuracy	±2nm	
Wavelength Repeatability	1nm	
Bandwidth	5nm	4nm
Photometric Accuracy	0.5%T	
Photometric Repeatability	0.2%T	
Photometric Range	0-200%T，-3-3A	
Drift	≤0.2%T	
Baseline straightness	±0.004A/h@500nm	±0.002A/h@500nm
Noise	100%≤0.3%T	
Stability	±0.004A/h@500nm	±0.002A/h@500nm
Way of working	T,A,C	
Display range	0-200%T，-0.3-3A	
Display	4-digit LCD LED display	
Wavelength driver	Manual	
Printer (interface)	Thermal printer (parallel port) option	
Energy (light source)	Imported tungsten lamp, imported deuterium lamp	
Light switching method	Automatic	
Consumption	70W	
Power Supply	AC 220/110V, 50/60Hz	
Shipping Size(WxDxH)(mm)	520×450×300	
N.W./G.W.(kg)	9/11	

UV-VIS Single Beam Spectrophotometer



Description

This series of instruments is a low-price, high-performance spectrophotometer that can meet the needs of modern analytical laboratories for various quantitative analyzes of substances using spectral analysis methods. It is widely used in departments such as medicine and health, environmental protection, food industry, petrochemical industry, biochemistry, colleges and universities and quality control.

Advantage

1. Adopt 51 microcomputer system, which can store standard curve and test data.

2. The instrument has self-diagnosis function

3. Provide power outage protection

4. The instrument has built-in quantitative analysis software, which is convenient for users to operate.

5. Through simple parameter settings, photometric analysis, quantitative analysis, kinetic testing, spectral scanning, multi-wavelength testing, and DNA/protein analysis can be easily performed.

6. It has standard printer interface and RS-232 communication interface.

Specification

Model	SP-UV754N	SP-UV755B
Wavelength driver	Automatic wavelength	
Wavelength Range	200-1000nm	190-1100nm
Wavelength Accuracy	±2nm	±1nm
Wavelength Repeatability	0.5nm	0.2nm
Bandwidth	4nm	2nm
Transmittance accuracy	±0.5%T	
Transmittance repeatability	0.2%T	
Transmittance range	0.0-200%T	
Photometric range	-3-3A,0-200%T,0-9999C	
Stray light	0.2%T@220nm/360nm	
Stability	±0.002A/h@500nm	
Display	128x64 LCD display	
Output	USB Port (Optional Printer)	
Analyzing Software	Support	
Noise	0.001A/2min@500nm	
Baseline straightness	0.002A/h	
Consumption	120W	
Power Supply	AC 220/110V, 50/60Hz	
Shipping Size(WxDxH)(mm)	680×560×300	
N.W./G.W.(kg)	16/20	

UV-VIS Single Beam Spectrophotometer





Advantage

1. Equipped with 2.5-inch LCD, displaying the test results and standard curve.

2. It can establish various standard curves according to the solution and determine the unknown solution's concentration.

3. SP-UV5100 UV spectrometer is equipped with an imported deuterium lamp, which makes the luminosity more accurate and reduces stray light.

4. Equipped with a USB interface, it can be connected to PC.

5. It can display wavelength, absorbance and transmittance with 5 results per screen. It also has memory storage for up to 200 results.

6. The arrow keys can automatically set the wavelength to avoid operation errors.

Specification

Model	SP-UV5100
Optical System	Single beam, Grating 1200 lines/mm
Wavelength Range	190-1000nm
Bandwidth	2nm
Wavelength Accuracy	±2nm
Wavelength Repeatability	0.5nm
Wavelength Setting	Auto
Photometric Accuracy	±0.5%T
Photometric Repeatability	≤0.2%T
Photometric Range	-0.3-3A, 0-200%T, 0-9999C
Photometric Mode	T, A, C, F
Stray Light	≤0.1%T
Stability	± 0.002A/h @ 500nm
Display	128x64 LCD
Detector	Silicon Photodiode
Light Source	Tungsten Lamp&Deuterium Lamp
Output	USB & Parallel Port(Printer)
Power Supply	AC 85-250V
External Size(W×D×H)(mm)	420x280x180
Shipping Size(W×D×H)(mm)	600x460x330
N.W./G.W. (kg)	12/15

UV-VIS Single Beam Spectrophotometer

CE





Description

SP-UV5100I is a practical UV-visible spectrophotometer. Its unique structural design ensures high reliability and easy replacement of parts.

Advantage

1. Low stray light: SP-UV5100I adopts high-quality components with low stray light.

2. Automatic wavelength setting: Direction keys automatically set the wavelength to avoid operation errors.

3. Solid structure: SP-UV5100I adopts a rigid die-casting aluminum base as the optical mount, which makes the machine stable.

4. Convenient Viewing: SP-UV5100I is equipped with a USB port to display spectral scanning, kinetics and multi-wavelength test results directly on the screen.

5. Intelligent: SP-UV5100I UV-visible spectrophotometer can establish various standard curves according to the customer's solution and determine the concentration of the unknown solution. The SP-UV5100I UV-visible spectrophotometer displays wavelength, absorbance and transmittance with 5 results per screen.

Specification

Model	SP-UV5100I
Optical System	Single beam, Grating 1200 lines/mm
Wavelength Range	190-1000nm
Bandwidth	2nm
Wavelength Accuracy	±1nm
Wavelength Repeatability	0.5nm
Wavelength Setting	Auto
Photometric Accuracy	±0.5%T
Photometric Repeatability	≤0.2%T
Photometric Range	-0.3-3A, 0-200%T, 0-9999C
Stray Light	≤0.05%T@360nm
Stability	± 0.001A/h @ 500nm
Display	128x64 LCD
Detector	Silicon Photodiode
Light Source	Tungsten Lamp & Deuterium Lamp
Output	USB & Parallel Port(Printer)
Power Supply	AC 85-250V
External Size(W×D×H)(mm)	490x370x220
Shipping Size(W×D×H)(mm)	630x540x370
N.W./G.W. (kg)	15/18

UV-VIS Single Beam Spectrophotometer





Advantage

1. This UV-VIS spectrophotometer adopts a screw structure, greatly improving the wavelength accuracy and resolution.

2. UV-VIS spectrophotometer adopts imported flange deuterium lamp, low stray light, accurate light measurement and easy replacement.

3. SP-UV5600 can establish various standard curves according to the customer's solution to determine the concentration of unknown resolution. And the wavelength can be set automatically by the direction key to avoid operation errors.

4. SP-UV5600 is controlled by a microprocessor. Numeric keys can easily set all parameters.

5. SP-UV5600 UV-VIS spectrophotometer is equipped with a USB port for connection to a PC.

6. 8mm rigid die-cast aluminum base is used as the optical mount to ensure the stability and reliability of the instrument.

Specification

Model	SP-UV5600
Optical System	Single Beam
Wavelength Range	190-1100nm
Bandwidth	2nm
Wavelength Accuracy	±0.5nm
Wavelength Repeatability	≤0.2nm
Wavelength Setting	Auto
Photometric Accuracy	±0.3%T
Photometric Repeatability	0.2%T
Photometric Range	-0.3-3A, 0-200%T, 0-9999C
Stability	± 0.002A/h @ 500nm
Baseline Flatness	± 0.002A/h
Stray Light	≤0.05%T@220nm,360nm
Data Output Port	USB
Printer Port	Parallel Port
Display	128x64 Dots LCD
Lamps	Tungsten Lamp & Deuterium Lamp
Detector	Silicon Photodiode
Power Supply	AC 220V/50Hz or 110V/60Hz
External Size(W×D×H)(mm)	460x360x225
Shipping Size(W×D×H)(mm)	630x540x370
N.W./G.W. (kg)	18/23

UV-VIS Single Beam Spectrophotometer





Advantage

1. SP-UV5800 can establish various standard curves according to the customer's solution to determine the concentration of unknown resolution. And the wavelength can be set automatically by the direction key to avoid operation errors.

2. UV-VIS spectrophotometer adopts imported flange deuterium lamp, low stray light, accurate light measurement and easy replacement.

3. 8mm rigid die-cast aluminum base is used as the optical mount to ensure the stability and reliability of the instrument.

4. SP-UV5800 is controlled by a microprocessor. Numeric keys can easily set all parameters.

5. This UV-VIS spectrophotometer adopts a screw structure, greatly improving the wavelength accuracy and resolution.

6. SP-UV5800 UV-VIS spectrophotometer is equipped with a USB port for connection to a PC.

Specification

Model	SP-UV5800
Wavelength Range	190-1100nm
Bandwidth	2nm
Wavelength Accuracy	±0.5nm
Wavelength Repeatability	≤0.2nm
Wavelength Setting	Auto
Photometric Accuracy	±0.2%T
Photometric Repeatability	0.2%T
Photometric Range	-0.3-3A, 0-200%T, 0-9999C
Stability	± 0.002A/h @ 500nm
Baseline Flatness	± 0.0015A/h
Stray Light	≤0.05%T
Data Output Port	USB
Printer Port	Parallel Port
Display	128x64 Dots LCD
Lamps	Tungsten Lamp & Deuterium Lamp
Detector	Silicon Photodiode
Power Supply	AC 220V/50Hz or 110V/60Hz
External Size(W×D×H)(mm)	460x360x225
Shipping Size(W×D×H)(mm)	630x540x370
N.W./G.W. (kg)	18/23





Advantage

1. The SP-UV6000 comes with a 6-inch LCD and a USB port for connecting to a PC. This allows results and curves to be displayed directly on the screen.

2. SP-UV6000 UV spectrometers use 8 mm rigid molded aluminum base as the optical mount to ensure the instrument's stability.

3. Multi-functions such as multi-wavelength, spectral scanning, kinetics, standard curve, and DNA/RNA/protein testing can be operated directly on the spectrophotometer.

Specification

Model	SP-UV6000
Wavelength Range	190-1100nm
Bandwidth	1.8nm
Wavelength Accuracy	±0.5nm
Wavelength Repeatability	≤0.2nm
Photometric Accuracy	±0.3%T
Photometric Repeatability	≤0.15%T
Photometric Range	-0.3-3A, 0-200%T, 0-9999C
Stability	± 0.002A/h @ 500nm
Baseline Flatness	± 0.002A/h
Noise	± 0.0005A
Stray Light	≤0.05%T @ 220nm, 360nm
Data Output Port	USB
Printer Port	Parallel Port
Display	320x240 Dots LCD
Lamps	Tungsten Lamp & Deuterium Lamp
Detector	Silicon Photodiode
Power Supply	AC 220V/50Hz or 110V/60Hz
External Size(W×D×H)(mm)	460x380x180
Shipping Size(W×D×H)(mm)	630x540x370
N.W./G.W. (kg)	17/21

UV-VIS Single Beam Spectrophotometer





Advantage

1. Adopting imported grating, lower stray light, and more accurate analysis.
2. 7-inch touch screen, 32G memory, support for Bluetooth connection network.
3. You can enter the calibration curve with the Powerful data analysis function, the host built-in computer.
4. The optical system suspension design, the bottom plate deformation and external vibration on the optical system have no effect, greatly improving the stability of the visual system.
5. Powerful storage function, can directly connect the instrument to the printer for A4 format data and graphics printing.
6. With automatic power-on calibration and system positioning function, can repair the deviation caused by long-term use.
7. Data can be saved to USB disk

Specification

Model	SP-UV6000I
Wavelength Range	190-1100nm
The spectral bandwidth	2nm
Wavelength Accuracy	±0.5nm
Stray light	0.05% T @ 220 nm, 360 nm
Wavelength Repeatability	≤0.1nm
Photometric Accuracy	±0.2T(0-100%T)
	±0.002Abs(0-0.5Abs)
	±0.004Abs(0.5-1.0Abs）
Photometric Repeatability	≤0.05%6T(0-100%6T)
	0.001Abs(0-0.5Abs)
	0.002Abs(0.5-1.0Abs)
Stability	±0.001A/h@500nm
Photometric Range	0-200%T, -0.3-3.0A, 0-9999C
Baseline flatness	±0.001A
Noise	±0.005A
Display	800x480 touch screen
Data Output Port	USB
Print Port	USB Port
Light source	Tungsten Lamp & Deuterium Lamp
Power Supply	AC220V/50Hz or 110v/60Hz
Detector	Silicon Photodiode
External Size(W×D×H)(mm)	460x380x180
Shipping Size(W×D×H)(mm)	630x540x370
N.W./G.W. (kg)	17/21





Description

The SP-UV6100 series are large scanning UV-visible spectrophotometers. It combines the best features of a single beam spectrophotometer. It is ideal for your stand-alone spectrophotometer.

Advantage

1. Unique 520mm long optical path design greatly improves the resolution bandwidth up to 0.5nm.
2. Can operate and display test result curves and data directly on UV vis spectrophotometer.
3. SP-UV6100 series adopts a 16mm thickened rigid die-cast aluminum base as the optical mount to ensure the instrument's stability.
4. Perfect calibration system: All baselines, dark current and wavelength can be calibrated automatically.
5. 6-inch LCD
6. Equipped with a USB port to connect with the PC, the software comes standard with the instrument.
7. Can operate A variety of functions directly on the PC.

Specification

Model	SP-UV6100	SP-UV6100I	SP-UV6100II
Wavelength Range	190-1100nm		
Bandwidth	1.8nm	1.0nm	0.5, 1.0, 2.0, 4.0nm
Wavelength Accuracy	±0.1nm@656.1nm, ±0.3nm@all		
Wavelength Repeatability	0.1nm		
Photometric Accuracy	±0.2%T(0-100%T)		
Photometric Repeatability	≤0.1%T(0-100%T)		
Photometric Range	-0.3-3A, 0-200%T, 0-9999C		
Stability	± 0.002A/h @ 500nm		
Baseline Flatness	± 0.0008A/h		
Noise	± 0.001A		
Stray Light	≤0.05%T @ 220nm, 360nm		
Data Output Port	USB		
Printer Port	Parallel Port		
Display	320x240 Dots LCD		
Lamps	Tungsten Lamp & Deuterium Lamp		
Detector	Silicon Photodiode		
Power Supply	AC 220V/50Hz or 110V/60Hz		
External Size(W×D×H)(mm)	625x430x206		
Shipping Size(W×D×H)(mm)	850x650x440		
N.W./G.W. (kg)	28/33		30/36

UV-VIS Single Beam Spectrophotometer



Description

The UV-VIS Spectrophotometer SP-UV752/752P can set the wavelength manually or set the factor and directly read the absorbance, transmittance and concentration from 190nm to 1100nm. 2nm bandwidth can meet most quantitative measurement needs.

Advantage

The main features of the UV -VIS spectrophotometer:

1. Precise optical design ensures stray light is less than 0.05% to meet the needs of high absorbance samples.
2. Built-in spectroscopy supports automatic wavelength detection and calibration of high wavelength accuracy.
3. The wavelength range covers 190nm to 1100nm, which can meet the needs of most spectrophotometric tests.
4. Imported high-quality deuterium lamp is fixed with flange. You only need to operate two screws to complete the deuterium lamp replacement.
5. Lightweight and small size

Specification

Model	SP-UV752P	SP-UV752
Optical System	Single Beam	
Light Source	Deuterium lamp, tungsten lamp	Hamamatzu deuterium lamp, osram halogen tungsten lamp
Optical System	1200 line diffraction grating C-T monochromator	
Wavelength Range	190-1100nm	
Bandwidth	2nm	
Stray Light	≤0.2%T	≤0.1%T
Wavelength Accuracy	±2nm	
Wavelength Repeatability	≤0.5nm	
Photometric Accuracy	±0.5%T	±0.3%T
Photometric Repeatability	±0.2%T	
Salability	0%≤0.2%T, 100%≤0.5%T	
Transmittance Range	0.0-199.9%T	
Absorbance Range	-0.3-2.999A	
Display	4 digits LED	
Port	RS232 Serial Port	
External Size(W×D×H)(mm)	370×320×240	
Shipping Size(W×D×H)(mm)	450x420x310	
N.W./G.W. (kg)	7.5/12	







Advantage:

1. Long life of the light source and stray light is less than 0.05% to meet customers' needs testing high absorbance samples.
2. Wide wavelength range to meet the needs of most UV-VIS spectrophotometric tests.
3. Capture the instantaneous spectral changes to improve work efficiency.
4. The automatic cuvette matching function greatly reduces the bias generated during quantitative measurement.
5. High optical accuracy ensures that the measurement of the optical path meets the design requirements.
6. Flash disk storage allows users to manage data in Excel and other formats.
7. Equipped with a USB port, there is no need to set any parameters to realize online communication.
8. A variety of offline quantitative measurement functions
9. 128x64 large-screen LCD

Specification

Model	SP-UV759
Optical system	Single Beam
Light source	Hamamatzu deuterium lamp, osram halogen tungsten lamp
Wavelength Range	190nm~1100nm
Wavelength Accuracy	±0.5nm
Wavelength Repeatability	≤0.2nm
Bandwidth	2nm
Photometry Accuracy	±0.3%T
Photometry Repeatability	≤0.15%T
Stray Light	≤0.05%T(220nm, NaI)
Baseline Flatness	±0.002A
Stability	≤0.0008A
Noise	≤0.3%T(100%T), ≤0.1%T(0%T)
Photometry Range	0.0-200%(T), -0.3-4(A)
Display System	128x64 LCD
Functional Port	USB-A(U Disk), USB-B(PC), Serial Port(Printer)
Power Supply	AC90V-250V, 50H/ 60Hz
External Size(W×D×H)(mm)	370x357x220
Shipping Size(W×D×H)(mm)	460x440x330
N.W./G.W. (kg)	8/12

UV-VIS Single Beam Spectrophotometer



Function

1.Automatically save the latest wavelength according to the set wavelength.

2.Compared with ordinary similar products, the measurement stability is increased.

3.The measurable optical path is 100mm.

4.Establish a quantitative analysis method based on standard mode or input standard mode.

5.Able to save 200 calibration curves.

6.Optionally install software devices connected to the computer.

Advantage

1. Adopt 1200 lines/mm high-performance grating. The new light source control system makes the instrument light source switching faster.

2. Precise 2nm bandwidth makes test data more accurate. Use imported long-life light sources to reduce user consumption of consumables.

3. Unique wavelength control system enables higher wavelength accuracy. Improved optical system makes testing more accurate.

4. Imported photoelectric converters are used to make the instrument more sensitive.

5. New microcomputer data processing system. This makes the instrument more convenient to use and more stable.

6. The instrument uses a 126×64-bit dot matrix LCD, which can directly display the standard curve and test data. The host can store test data and can be equipped with an optional printer.

7. The instrument can be equipped with an optional disc rotating automatic eight-link sample rack, which has good reliability and a centered light spot (compared to a double-row automatic eight-link rack), so the instrument has high photometric accuracy.

Specification

Model	SP-UV756	SP-UV759I
Optical System	Single beam	
Wavelength Range	190-1100nm	
Wavelength Accuracy	±0.5nm	±0.3nm
Wavelength Repeatability	0.2nm	0.1nm
Bandwidth	2nm	1.8nm
Photometric Accuracy	±0.5%T	±0.3%T
Photometric Repeatability	0.2%T	0.1%T
Baseline Straightness	0.001A/h	
Photometric Range	-3-3A，0-200%T，0-9999C	
Stray Light	0.05%T@220nm/360nm	
Stability	±0.001A/h@500nm	
Display	128x64 LCD	
Output	USB Port (Optional Printer)	
Analyzing Software	Support	
Automatic eight-link colorimetric cell	Optional	
Noise	±0.001A/2min@500nm	
Consumption	120W	
Power Supply	AC 220/110V, 50/60Hz	
Shipping Size(WxDxH）(mm)	680×560×320	
N.W./G.W.(kg)	16/20	

Touch Screen UV-VIS Spectrophotometer



Description

Brand-new optical path design, internationally sourced preferred accessories, superior instrument performance, and high-resolution 10.1-inch touch screen greatly meet the analytical work needs of the most professional users. It can be widely used in scientific research and production in various fields such as organic chemistry, biochemistry, pharmaceutical analysis, food inspection, medicine and health, environmental protection, life sciences, etc.

Advantage

1.10.1-inch color touch screen, the large screen display directly displays various scanning curves and charts, allowing users to complete all measurement needs without the help of a computer.

2. Supports U disk storage, which is convenient for users to use. User-measured data can be directly exported to U disk. It supports excel, txt formats, and picture formats. It can output four formats: *.csv, *.qua. *.tet, *.bmp.

3. Data output: RS-232C serial port (printing), USB drive (online), USB HOST (connected to U disk), standard 8GB memory.

4. The first in the industry to use the advanced ARM12 high-performance processor, the instrument can store 5,000 test data or 500 working curves internally.

5. Suspension optical system design, strengthened thickened aluminum base plate design, eliminates the impact of vibration or deformation on the optical system; double-layer design, completely separates each circuit part of the optical path, improving the resolution and stability of the instrument.

6. The instrument adopts a national patented photoelectric signal detection device, which makes the signal-to-noise ratio of the instrument lower and the instrument more stable.

7. The optional built-in fully automatic sampling flow path system greatly facilitates customer use.

8.Optional 8-link automatic cuvette holder with patented rotating design ensures that light is completely centered when passing through the cuvette, improving instrument performance

Specification

Model	SP-UV3200TS	SP-UV3200STS	SP-UV3202TS	SP-UV3202STS
Display	10.1-inch 1024×800 high-resolution capacitive touch LCD screen			
Optical system	Single beam, CT proportional beam proportional detector		Double beam, CT monochromator	
light source	Imported deuterium lamp tungsten lamp			
Receiver	Imported photodiodes			
Stray Light	0.05%（220nm）			
Bandwidth	2nm	0.5/1/2/4/5nm adjustable	2nm	0.5/1/2/4/5nm adjustable
Wavelength Accuracy	Full wavelength 0.3nm (656.1nm0.1nm)			
Wavelength Repeatability	0.1nm			
Transmittance Accuracy	0.3%T			
Photometric Method	Transmittance/Absorbance/Energy/Concentration			
Data Interface	RS-232C、USB drive、USB HOST			
Consumption	120W			
Power Supply	AC 220/110V, 50/60Hz			
Shipping Size(WxDxH）(mm)	800×645×365			940×740×510
N.W./G.W.(kg)	21/26			32/49

UV-VIS Double Beam Spectrophotometer



Advantage

1.7-inch color display screen, the large screen displays various scanning curves and charts, allowing users to complete all measurement needs without the help of a computer.

2.Large-capacity sample chamber design, optional 8-row automatic disc rotating sample rack and 5-row ultra-wide sample rack.

3.New optimized self-aligning CT optical path design and fully sealed optical path design ensure the measurement accuracy and stability of the instrument.

4.High-precision, integrated sine mechanism, reliable guarantee of accurate wavelength.

5.Automatic light source adjustment design and automatic positioning ensure that the instrument optical system is in the best condition.

6.Suspension optical system design eliminates the impact of vibration or deformation on the optical system

7. User-measured data can be directly exported to a USB flash drive. No professional auxiliary software is required to open and edit the data. Excel, TXT, and picture formats can be supported (four formats can be output: .CSV, .qua, .tet, . bmp), it is convenient for users to edit experimental reports directly on PC, which greatly saves the space of university experimental benches and makes it convenient for users to use.

8. The first in the industry to use the advanced 32-bit Cortex_M3 processor with a main frequency of 120M. The instrument can store 5,000 test data or 500 working curves internally.

9. The instrument comes standard with 8GB memory, which can store a large amount of test data; the instrument is equipped with a printing interface (232), a HOST USB interface, and a standard USB (A) interface.

10. 2000-hour ultra-long life light source. The instrument automatically switches the light source according to measurement needs and automatically records the usage time of the light source. The socket-type light source simplifies the replacement operation.

11.1200 lines/mm high-efficiency planar holographic grating, ultra-low stray light.

12. The extra large sample chamber and diverse accessories selection facilitate users' various measurement needs.

13. Can be directly connected to the printer to output measurement charts and data

14. Powerful PC function software.

Specification

Model	SP-DUV5000	SP-DUV6000	SP-DUV5000P	SP-DUV6000P	SP-DUV5000SP	SP-DUV6000SP
Display	7-inch 1024×600 color LCD screen					
Optical System	Proportional Double Beam detection	Double Beam	Proportional Double Beamdetection	Double Beam	Proportional Double Beam detection	Proportional Double Beam detection
Wavelength Range	190-1100nm					
Wavelength Accuracy	±0.3nm					
Wavelength Repeatability	0.1nm					
Wavelength Resolution	0.1nm					
Bandwidth	1.8nm	1.8nm	1nm	1nm	0.5/1/2/4nm	0.5/1/2/4/5nm
Stray Light	At 220nm, 360nm, ≤0.03%T					
Photometric Range	0-200%T，-3-3A,0-9999C（0-999F）					
Photometric Accuracy	±0.3%					
Baseline Straightness	±0.001nm					
Data Storage	Standard 8GB memory					
Data Output	RS-232C serial port (printing), USB drive (online), USB HOST (connect to U disk)					
Processor	Cortex_M3 clocked at 120Mhz					
Consumption	120W					
Power Supply	AC 220/110V, 50/60Hz					
Shipping Size(WxDxH）(mm)	800×645×365					890×690×510
N.W./G.W.(kg)	21/26					31/47

BAWERS MEDICAL EQUIPMENT

UV-VIS Double Beam Spectrophotometer



Description

Brand-new optical path design, internationally purchased preferred accessories, and superior instrument performance can greatly meet the analytical needs of the most professional users. It can be widely used in scientific research and production in various fields such as organic chemistry, biochemistry, pharmaceutical analysis, food inspection, medicine and health, environmental protection, life sciences, etc.

Advantage

1. 7-inch TFT large screen true color LCD display, Omron light touch buttons, more comfortable to use, and will not be damaged after tens of millions of uses. The super large screen display directly displays various scanning curves and maps.

2. Supports U disk storage. No professional auxiliary software is required to open and edit data. It supports excel, txt format, and picture format, and can output four formats: *.csv, *.qua. *.tet, *.bmp.

3. Data output: equipped with RS-232C serial port (printing), USB drive (online), USB HOST (connected to U disk), and standard 16GB memory.

4. The first in the industry to use the advanced ARM11 processor, which can store 2,000 test data or 500 working curves.

5. Suspension optical system design, strengthened thickened aluminum base plate design, eliminates the impact of vibration or deformation on the optical system; double-layer design, completely separates each circuit part of the optical path, improving the resolution and stability of the instrument.

6. The instrument uses a photoelectric signal detection device to make the signal-to-noise ratio of the instrument lower and the instrument more stable.

7. The optional built-in fully automatic sampling flow path system greatly facilitates customer use.

8. The optional rotary 8-link automatic cuvette holder ensures that the light is completely centered when passing through the cuvette, improving instrument performance.

Specification

Model	SP-DUV2600	SP-DUV2600S	SP-DUV2601
Optical System	Double Beam 1200 lines/mm holographic grating		
Bandwidth	2.0nm	0.5/1/2/4/5nm adjustable	1.0nm
Wavelength Range	190—1100nm		
Wavelength Accuracy	±0.3nm		
Wavelength Repeatability	≤0.1nm		
Wavelength Resolution	0.1nm		
Display	7-inch 800×480 color graphic LCD monitor		
Stray Light	≤0.1%T at 420nm, ≤0.05%T at 220nm, 340 nm		
Noise	0%≤0.05%T、100%≤0.1%T		
Photometric Range	0-200%T，-3-3A，0-9999C（0-9999F）		
Photometric Accuracy	±0.3%T		
Transmittance Repeatability	≤0.1%T		
Baseline Straightness	±0.001Abs		
Light Source	Deuterium lamp, tungsten lamp		
Output	RS-232C serial port (printing), USB drive (online), USB HOST (connected to U disk)		
Processor	Cotex_M3 main frequency 120MHz		
Consumption	120W		
Power Supply	AC 220/110V, 50/60Hz		
Shipping Size(WxDxH）(mm)	800×645×365		
N.W./G.W.(kg)	21/26		

BAWEBS MEDICAL EQUIPMENT

UV-VIS Double Beam Spectrophotometer



SP-DUVU8



SP-DUVU9

Description

This instrument uses a pulse xenon lamp as the light source. The instrument can be used normally for at least 7 years without replacing the light source. We adopt original optical, circuit, structural design, advanced process specifications and strict quality management system, microcomputer control and data processing, large-screen color display, graphical interface operation and humanized menu prompts.

Advantage

1. Quick and convenient, the instrument is ready to use without preheating. The instrument uses a pulse xenon lamp as a light source, and a pulse xenon lamp that flashes 1 billion times can last for 7 years.

2.7-inch TFT large screen true color LCD display, Omron touch button, the large screen display directly displays various scanning curves and maps.(T-U8)

10.1-inch color touch screen, the large screen display directly displays various scanning curves and maps, allowing users to complete all measurement needs without the help of a computer.(T-U9)

3. Supports U disk storage, which is convenient for users to use. User-measured data can be directly exported to U disk. It supports excel, txt format, and picture format. Four formats can be output: *.csv, *.qua. *.tet, *.bmp.

4. Data output: Equipped with RS-232C serial port (printing), USB drive (online), USB HOST (connected to U disk), and standard 32GB memory.

5. The first in the industry to use the advanced 32-bit Cortex_M3 processor with a main frequency of 120M. The instrument can store 5000 test data or 500 working curves internally.

6. Suspension optical system design, strengthened thickened aluminum base plate design, eliminates the impact of vibration or deformation on the optical system; double-layer design, completely separates each circuit part of the optical path.

7. The instrument uses a photoelectric signal detection device to make the signal-to-noise ratio of the instrument lower and the instrument more stable.

8. Chinese and English dual system mode, convenient for customers to use. (T-U8)

9. The optional rotating 8-link automatic cuvette holder ensures that the light is completely centered when passing through the cuvette, improving instrument performance.(T-U8)

Specification

Model	SP-DUVU8	SP-DUVU9
Display	7-inch 1024×768 high-resolution color LCD screen	10.1-inch 1024×800 color capacitive touch screen
Optical System	Double Beam, built-in reference monitor	
Light Source	flash xenon lamp	
Detector	silicon photodiode	
Bandwidth	1nm or 2nm optional	
Wavelength Range	190-1100nm	
Wavelength Accuracy	±0.3nm	
Wavelength Repeatability	0.1nm	
Wavelength Resolution	0.1nm	
Stray Light	≤0.05%T at 220nm, 360 nm	
Photometric Accuracy	±0.3%T	
Photometric Method	Transmittance/Absorbance/Concentration/Energy	
Analyzing Software	Support	
Sample Room	/	Automatic 8-joint pool
Consumption	120W	
Power Supply	AC 220/110V, 50/60Hz	
Shipping Size(WxDxH）(mm)	800×645×365	
N.W./G.W.(kg)	21/26	

BAWERS MEDICAL EQUIPMENT

UV-VIS Double Beam Spectrophotometer

UV-VIS Double Beam Spectrophotometer



Description

1. Double Beam photometry system, combined with advanced circuit measurement and control system, makes the instrument highly stable and extremely low noise.

2. The newly designed excellent optical system and high-performance holographic blazed grating ensure low stray light of the instrument, allowing the instrument to operate stably at all wavelengths at four decimal places for absorbance values (2 decimal places for transmittance values).

3. Fully automatic control system and advanced design concepts ensure that the instrument has high reliability and stability.

4. The detachable structure of the sample chamber design makes it easy to replace different accessories to meet different analysis needs.

5. The spacious open light source room design makes light source replacement more convenient.

6. Imported components are used in key parts to ensure high reliability of instrument performance.

7. The Chinese and English operating software developed under the Windows environment provides a wealth of unique color measurement analysis functions.

Advantage

1. Photometric measurement: It can measure transmittance and absorbance at 1 to 6 wavelengths at the same time.

2. Spectral measurement: Perform spectrum scanning of transmittance, absorbance and energy within the wavelength range, and perform various data processing such as peak and valley detection, derivative calculation, spectrum calculation, etc.

3. Quantitative measurement: Single wavelength, dual wavelength, three wavelength and multi-wavelength measurement 1 to 9 point working curve (1 to 4 times) regression.

4. Kinetic measurement: time scan of transmittance and absorbance at any set wavelength and various data calculations can be performed.

5. Data output: data files and parameter files can be accessed, and measurement results are output in standard and universal data file formats.

Specification

Model	SP-DUV1900	SP-DUV1901	SP-DUV1901P
Wavelength Range	190-1100nm		
Wavelength Accuracy	±0.1nm (at 656.1nm), ±0.3nm full area		
Wavelength Repeatability	≤0.1nm		
Bandwidth	2nm	1nm	0.5/1.0/2.0/4.0/5.0nm adjustable
Photometric Accuracy	±0.002A(0-0.5A),±0.004A(0.5-1A),±0.2%T(0-100%)		
Photometric Repeatability	±.001A(0-0.5A),±0.002A(0.5-1A),≤0.15%T(0-100%)		
Stray Light	≤0.02%T		
Stability	±0.0004A (at 500nm)		
Baseline Straightness	±0.0004A		
Way of Working	T,A,C,E		
Photometric Range	0-200%T,-4-4A		
Data Output	USB port		
Printout	Parallel port		
Display	320×240 high-brightness, large-screen LCD		
Light Source	Imported long-life tungsten lamps and deuterium lamps		
Detector	Imported silicon photodiodes		
Consumption	120W		
Power Supply	AC 220/110V, 50/60Hz		
Shipping Size(WxDxH）(mm)	800×645×365		
N.W./G.W.(kg)	21/26		

BAWERS MEDICAL EQUIPMENT

UV-VIS Double Beam Spectrophotometer



Description

Brand-new optical path design, internationally purchased preferred accessories, and superior instrument performance can greatly meet the analytical needs of the most professional users. It can be widely used in scientific research and production in various fields such as organic chemistry, biochemistry, pharmaceutical analysis, food inspection, medicine and health, environmental protection, life sciences, etc.

Advantage

1. 7-inch TFT large screen true color LCD display, Omron light touch buttons, more comfortable to use, and will not be damaged after tens of millions of uses. The super large screen display directly displays various scanning curves and maps.

2. Supports U disk storage. No professional auxiliary software is required to open and edit data. It supports excel, txt format, and picture format, and can output four formats: *.csv, *.qua. *.tet, *.bmp.

3. Data output: RS-232C serial port (printing), USB drive (online), USB HOST (connected to U disk), standard 16GB memory.

4. The first in the industry to use the advanced ARM11 processor, which can store 2,000 test data or 500 working curves.

5. Suspension optical system design, strengthened thickened aluminum base plate design, eliminates the impact of vibration or deformation on the optical system; double-layer design, completely separates each circuit part of the optical path, improving the resolution and stability of the instrument.

6. The instrument uses a photoelectric signal detection device to make the signal-to-noise ratio of the instrument lower and the instrument more stable.

7. The optional built-in fully automatic sampling flow path system greatly facilitates customer use.

8. The optional rotary 8-link automatic cuvette holder ensures that the light is completely centered when passing through the cuvette, improving instrument performance.

Specification

Model	SP-DUV2602	SP-DUV2602S
Display	7-inch 1024×600 color LCD screen	
Optical System	Double Beam, CT monochromator	
Button	Omron long life buttons	
Light Source	Imported deuterium lamp tungsten lamp	
Receiver	Imported photodiodes	
Bandwidth	2nm	0.5/1/2/4/5nm adjustable
Stray Light	0.05%（220nm）	
Wavelength Accuracy	Full wavelength 0.3nm (656.1nm0.1nm)	
Wavelength Repeatability	0.1nm	
Transmittance Accuracy	0.3%T	
Photometric Method	Transmittance/Absorbance/Concentration/Energy	
Data Interface	RS-232C、USB drive、USB HOST	
Consumption	120W	
Power Supply	AC 220/110V, 50/60Hz	
Shipping Size(WxDxH）(mm)	800×645×365	940×740×510
N.W./G.W.(kg)	21/26	32/49



Advantage

1. Dual-beam system, dual detectors, the use of high-performance imported grating, lower stray light, more reliable, stable, analysis and more accurate.

2. Equipped with 10-inch touch screen, built-in 32G memory, support for Bluetooth connection.

3. Built-in mainframe can enter the calibration curve.

4. Adopts the suspension design of the optical system, 16mm thick aluminum non-deformation base to prevent deformation.

5. Powerful storage function, can be directly connected to the printer for A4 format data and graphics printing.

6. With automatic start function, calibration, and system positioning function.

7. Can export data to U disk.

Specification

Model	SP-DUV8000	SP-DUV8000I
Wavelength range	190-1100nm	
The spectral bandwidth	1.8 nm	0.5, 1.0 2.0, 4.0nm
Wavelength Accuracy	±0.1nm(D2 656.1nm),±0.3 nm full range	
Stray light	0.03% T @ 220 nm, 360 nm	
Wavelength Repeatability	≤0.1nm	
Photometric Accuracy	±0.2T(0-1009%T)	
	±0.002Abs(0-0.5Abs)	
	±0.004Abs(0.5-1.0Abs）	
Photometric Repeatability	≤0.05%6T(0-100%6T)	
	0.001Abs(0-0.5Abs)	
	0.002Abs(0.5-1.0Abs)	
Stability	±0.0004A/h@500nm	
Photometric Range	0-200%T, -0.3-3.0A, 0-9999C	
Baseline flatness	±0.001A	
Noise	±0.0004A	
Display	800x480 touch screen	
Data Output Port	USB	
Print Port	USB Port	
Light source	Tungsten Lamp & Deuterium Lamp	
Power Supply	AC220V/50Hz or 110v/60Hz	
Detector	Silicon Photodiode	
External Size(W×D×H)(mm)	630x430x210	
Shipping Size(W×D×H)(mm)	850x650x450	
N.W./G.W. (kg)	28/38	

UV-VIS Double Beam Spectrophotometer

UV-VIS Double Beam Spectrophotometer







Description

SP-DUV560, SP-DUV580, SP-DUV590 dual beam UV-VIS spectrophotometer is a basic instrument for quality control and scientific research, which can be widely used in the fields of medicine and health, drug sensitivity test, environmental monitoring, biochemistry, and so on.

Advantage

1. 7-inch color touch screen, easy to operate
2. Long-life environmentally friendly deuterium lamp tungsten filament;
3. Data can be exported to U disk, which makes it easy to transfer data, and can be connected to the printer, direct printing.
4. GLP self-test function
5. Adopt SiO 2 coated optics, fully reduce external contamination.
6. High precision optical system design
7. The upgrade package can be downloaded from the AOE website, with serial number, support U disk one-key upgrade.

Specification

Model	SP-DUV560	SP-DUV580	SP-DUV590
Optical System	Double Beam, grating 1200 lines/mm		
Wavelength Range	190-1100nm		
Spectrum Bandwidth	1.8nm	1nm	0.5/1/2/4/5nm
Wavelength Accuracy	±0.3nm		
Wavelength Repeatability	≤0.2nm		
Photometric Accuracy	±0.002A(0-0.5Abs), ±0.004A(0.5-1.0Abs), ±0.3%T(0-100%T)		
Photometric Repeatability	0.001Abs(0-0.5Abs), 0.002Abs(0.5-1.0Abs), ≤0.2%T(0-100%T)		
Stray Light	≤0.04T@360nm; 220nm		
Stability	±0.0003A/h@ 500nm		
Baseline Flatness	±0.0005A		
Sound Emission	±0.0002Abs		
Display	65 thousand true color 7 inch TFT LCD(480x800)		
Photometric Mode	T/A/C/E		
Photometric Range	0-200%T.0.301-3.0A		
Detector	Silicon photodiode		
Light Source	Deuterium lamp,tungsten lamp		
Input	Membrane keypad		
Output	USB-Ax2 print and data output USB-B connect PC		
Compartment Optional	8 Auto cell holder, solid sample holder, micro cell holder,10-100mm cell holder		
External Size(W×D×H)(mm)	740×570×440		
Shipping Size(W×D×H)(mm)	760x580x460		
N.W./G.W. (kg)	25/30		

BAWEIS MEDICAL EQUIPMENT

UV-VIS Double Beam Spectrophotometer



Advantage

1. Double beam design prevents circuit fluctuation and stray light and ensures the instrument's reliability.

2. Can operatee many functions directly on PC.

3. A 5200mm long optical path greatly improves the resolution.

4. 16mm optical base ensures the stability of the instrument.

5. All baselines, wavelengths and dark current can be automatically calibrated.

6. Equipped with a USB port to connect with the PC, easy to realize data transmission.

Description

SP-DUV9000 series are wide-screen dual-beam spectrophotometers. They are the best choice for high quality spectrophotometers.

Specification

Model	SP-DUV9000	SP-DUV9000I	SP-DUV9000II
Optical System	Double Beam, 1200 Lines/mm Grating)		
Wavelength Range	190-1100nm		
Bandwidth	1.8nm	1.0nm	0.5/ 1.0/ 2.0/ 4.0 nm
Wavelength Accuracy	±0.1nm(D2 656.1nm), ±0.3nm@all		
Wavelength Repeatability	0.2nm		
Photometric Accuracy	±0.2%T(0-100%T)		
Photometric Repeatability	≤0.1%T(0-100%T)		
Photometric Range	-0.3-3A		
	0-200%T		
	0-9999C		
Stability	± 0.001A/h @ 500nm		
Baseline Flatness	± 0.001A/h		
Noise	± 0.0005A/h		
Stray Light	≤0.03%T @ 220nm,360nm		
Data Output Port	USB		
Printer Port	Parallel Port		
Display	320x240 Dots LCD		
Lamps	Tungsten Lamp & Deuterium Lamp		
Detector	Silicon Photodiode		
Power Supply	AC 220V/50Hz or 110V/60Hz		
External Size(W×D×H)(mm)	625x430x206		
Shipping Size(W×D×H)(mm)	850x650x450		
N.W./G.W. (kg)	30/40		

Photomultiplier Tube Double Beam UV-VIS Spectrophotometer



Description

Newly developed and introduced photomultiplier tube series double-beam UV-visible spectrophotometer series. The new optical path design and sensitive photomultiplier tube receiver can be widely used in scientific research and production in various fields such as organic chemistry, biochemistry, pharmaceutical analysis, food inspection, medicine and health, environmental protection, life sciences, etc.

Advantage

1.7-inch 1024×768 Omron buttons and large-screen display directly display various scanning curves and charts, allowing users to complete all measurement needs without the help of a computer.

2. Supports U disk storage, which is convenient for users to use. User-measured data can be directly exported to U disk. It supports excel, txt format, and picture format. It can output four formats: *.csv, *.qua. *.tet, *.bmp.

3. Data output: RS-232C serial port (printing), USB drive (online), USB HOST (connected to U disk), standard 32GB memory.

4. The first in the industry to use the advanced 32-bit Cortex_M3 processor with a main frequency of 120M. The instrument can store 5,000 test data or 500 working curves internally.

5. Suspension optical system design, strengthened thickened aluminum base plate design, eliminates the impact of vibration or deformation on the optical system; double-layer design, completely separates each circuit part of the optical path.

6. The instrument uses a photoelectric signal detection device to make the signal-to-noise ratio of the instrument lower and the instrument more stable.

Specification

Model	SP-DUV6PT	SP-DUV6SPT
Display	7-inch 1024×768 Omron buttons	
Optical System	Double Beam, CT proportional detector	
Light Source	Imported deuterium tungsten lamp	
Receiver	High performance Hamamatsu photomultiplier tube receiver	
Stray Light	0.01%（220nm）	
Bandwidth	2nm	0.1-5nm adjustable
Wavelength Accuracy	Full wavelength 0.3nm (656.1nm0.1nm)	
Wavelength Repeatability	0.1nm	
Stability	0.0002A（500nm）	
Transmittance Accuracy	0.3%T	
Photometric Method	Transmittance/Absorbance/Concentration/Energy	
Data Interface	RS-232C、USB drive、USB HOST	
Consumption	120W	
Power Supply	AC 220/110V, 50/60Hz	
Shipping Size(WxDxH）(mm)	790×790×480	
N.W./G.W.(kg)	34/56	

Large Screen Scanning UV-VIS Spectrophotometer



Description

This series of instruments can be easily configured through simple parameter settings. It's widely used in Photometric analysis, quantitative analysis, kinetic analysis, spectral scanning, Multi-wavelength measurement, DNA/protein analysis.

Advantage

1. Adopts the latest ARM system, built-in Chinese and English operating systems, and can store and transfer data through the USB interface.

2. Powerful, the host can independently complete functions such as photometric measurement, quantitative weighing, spectral scanning, kinetics, DNA/protein testing, multi-wavelength testing and data printing.

3. The instrument uses a 320×240 dot matrix high-brightness 6-inch LCD display, which directly displays the scanned spectrum and has a simple screen interface.

4. The uniquely designed optical system, high-performance 1200 lines/mm grating and imported receiver ensure excellent performance indicators of the instrument.

5. Socket-type deuterium lamp and tungsten lamp design, no need for optical debugging after lamp replacement.

6. 24-bit high-speed, high-precision A/D conversion, high instrument precision and fast response speed.

7. The large sample room can accommodate cuvettes of various sizes from 5 to 100mm.

8. Can be directly connected to a printer to print charts and experimental data.

9. The instrument adopts suspension optical system design and long optical path design, which greatly improves the stability and reliability of the instrument as well as the optical resolution of the instrument.

10. Built-in Chinese and English bilingual operating system for your convenience.

11. The instrument is equipped with a disc rotating automatic eight-link sample rack, which has good reliability and a centered light spot (compared to a double-row automatic eight-link rack), so the instrument has high photometric accuracy.

Specification

Model	SP-UVS1810	SP-UVS1810S
Wavelength Range	190-1100nm	
Wavelength Accuracy	±0.1nm (at 656.1nm), ±0.3nm full area	
Wavelength Repeatability	≤0.1nm	
Bandwidth	1nm	0.5/1.0/2.0/4.0/5.0nm adjustable
Photometric Accuracy	±0.002A(0-0.5A),±0.004A(0.5-1A),±0.2%T(0-100%)	
Photometric Repeatability	±0.001A(0-0.5A),±0.002A(0.5-1A),≤0.15%T(0-100%)	
Stray light	≤0.03%T	
Stability	±0.0005A (at 500nm)	
Baseline Straightness	±0.0015A	
Way of Working	T,A,C,E	
Photometric Range	0-200%T,-4-4A	
Data Output	USB Port	
Printout	Parallel port	
Display	320×240 high-brightness, large-screen LCD	
light source	Imported long-life tungsten lamps and deuterium lamps	
Detector	Imported silicon photodiodes	
Noise	0.05%T	
Consumption	120W	
Power Supply	AC 220/110V, 50/60Hz	
Shipping Size(WxDxH）(mm)	800×645×365	
N.W./G.W.(kg)	21/26	

BAWEI MEDICAL EQUIPMENT

Knob Type IoT Smart UV-VIS Spectrophotometer

Knob Type IoT Smart UV-VIS Spectrophotometer



Optional Accessory

1.Spectrum analyzer software

2. 5cm or 10cm manual cuvette holder, film sample holder, test tube cuvette holder

3. Wireless Bluetooth printer

Specification

Model	SP-UVISL1	SP-UVISL2
Display	7-inch high-resolution 1024*768 touch screen	
Monochromator	Holographic blazed grating C-T monochromator	
Grating	1200 lines/mm	
Photocell	silicon photodiode	
Output	USB&Bluetooth	
WIFI Module	Standard	
Wireless Printing	Supported, optional wireless Bluetooth printer	
PC Software	Optional	
LoT module software	Standard	
Cuvette Holder	Standard manual 1cm	
Photometric Range	0--200%T,-0.3-3A	
Wavelength Mode	manual	
Wavelength Accuracy	±2nm	
Wavelength Repeatability	±1nm	
Bandwidth	4nm（2nm optional）	
Wavelength Range	340-1020	195-1020
Stray Light	0.1T%	
Photometric Accuracy	±0.5%T,±0.004Abs（0 ~ 0.5A）;±0.008Abs（0.5 ~ 1A）	
Photometric Repeatability	±0.5%T,±0.004Abs（0 ~ 0.5A）;±0.008Abs（0.5 ~ 1A）	
Photometric Stability	±0.15%T,±0.002Abs（0 ~ 0.5A）;±0.004Abs（0.5 ~ 1A）	
Light switching Method	Automatic, 340nm	
Stability	0.002A(500nm，3min）	
Noise	0.15T%	
Consumption	40W	70W
Power Supply	AC 220/110V, 50/60Hz	
Shipping Size(WxDxH）(mm)	520×450×300	
N.W./G.W.(kg)	7/9	9/11

Advantage

1. Adopt high-resolution (1024*768) dot matrix 7-inch color touch LCD display, with friendly and simple operation interface.

2. The instrument supports cloud storage function, which can be easily scanned by WeChat and added with the data program, which greatly facilitates customer application scenarios.

3. The instrument uses a "blazed holographic grating" high-resolution C-T monochromator and a 24-bit high-precision AD chip from the American AD Company, so that the economical instrument has low stray light (less than 0.1T%) and high Accuracy and high stability (0.002A).

4. The instrument has powerful storage capacity and can store 2,000 pieces of data and 96 working curves, which greatly facilitates customer use.

5. The instrument comes standard with USB interface, WIFI module, and Bluetooth module. Wireless Bluetooth printing is possible; optional connection to computer software can be used to quickly manage spectral data and facilitate data processing; it can be exported directly through a USB flash drive, and the exported data can be directly opened and edited by EXCEL, which greatly facilitates customer applications .

The world's first economical instrument with spectral measurement, quantitative measurement, data storage and other functions

Knob Type IoT Smart UV-VIS Spectrophotometer

Knob Type IoT Smart UV-VIS Spectrophotometer



Advantage

1. Adopt high-resolution (1024*768) dot matrix 7-inch color touch LCD display, with friendly and simple operation interface.

2. The instrument supports cloud storage function, which can be easily scanned by WeChat and added with the data program, which greatly facilitates customer application scenarios.

3. The instrument uses a "blazed holographic grating" high-resolution C-T monochromator and a 24-bit high-precision AD chip from the American AD Company, so that the economical instrument has low stray light (less than 0.1T%) and high Accuracy and high stability (0.002A).

4. The instrument has powerful storage capacity and can store 2,000 pieces of data and 96 working curves, which greatly facilitates customer use.

5. The instrument comes standard with USB interface, WIFI module, and Bluetooth module. Wireless Bluetooth printing is possible; optional connection to computer software can be used to quickly manage spectral data and facilitate data processing; it can be exported directly through a USB flash drive, and the exported data can be directly opened and edited by EXCEL, which greatly facilitates customer applications .

Supports fast scanning, wavelength movement speed is fast, the fastest can reach 3000nm/min; automatic wavelength setting, automatic lamp switching setting, after connecting to the computer software, wavelength scanning, kinetic determination, quantitative determination, nucleic acid determination, wavelength superposition, integration can be realized Advanced functions such as derivatives

Optional Accessory

1. Automatic eight-link cuvette holder or automatic five-link long light path (5cm) cuvette holder

2. Spectrum analyzer software

3. 5cm or 10cm manual cuvette holder, film sample holder, test tube cuvette holder

4. Wireless Bluetooth printer

Specification

Model	SP-UVISL3	SP-UVISL4
Display	7-inch high-resolution 1024*768 touch screen	
Monochromator	Holographic blazed grating C-T monochromator	
Grating	1200 lines/mm	
Photocell	Imported silicon photodiodes	
Output	USB&Bluetooth	
WIFI Module	Standard	
Wireless Printing	Supported, optional wireless Bluetooth printer	
PC Software	Optional	
LoT Module Software	Standard	
Cuvette Holder	Standard manual 1cm	
Photometric Range	0-200%T,-0.3-3A	
Wavelength Mode	Automatic	
Wavelength Accuracy	±1nm	
Wavelength Repeatability	±0.5nm	
Bandwidth	4nm（2nm optional）	
Wavelength Range	320-1100	190-1100
Stray Light	0.1T%	
Photometric Accuracy	±0.5%T,±0.004Abs（0 ~ 0.5A）;±0.008Abs（0.5 ~ 1A）	
Photometric Repeatability	±0.5%T,±0.004Abs（0 ~ 0.5A）;±0.008Abs（0.5 ~ 1A）	
Photometric Stability	±0.15%T,±0.002Abs（0 ~ 0.5A）;±0.004Abs（0.5 ~ 1A）	
Light Switching Method	Automatic, 340nm (can be set at will)	
Stability	0.002A(500nm，3min）	
Noise	0.15T%	
Consumption	40W	70W
Power Supply	AC 220/110V, 50/60Hz	
Shipping Size(WxDxH）(mm)	520×450×300	
N.W./G.W.(kg)	7/9	9/11

BAWELL MEDICAL EQUIPMENT

Knob Type IoT Smart UV-VIS Spectrophotometer

Knob Type IoT Smart UV-VIS Spectrophotometer



Advantage

1. Adopt high-resolution (1024*768) dot matrix 7-inch color touch LCD display, with friendly and simple operation interface.

2. The instrument supports cloud storage function, which can be easily scanned by WeChat and added with the data program, which greatly facilitates customer application scenarios.

3. The instrument uses a "blazed holographic grating" high-resolution C-T monochromator and a 24-bit high-precision AD chip from the American AD Company, so that the economical instrument has low stray light (less than 0.1T%) and high Accuracy and high stability (0.002A).

4. The instrument has strong storage capacity and can store 500 data and 30 working curves, which greatly facilitates customer use.

5. The instrument comes standard with USB interface, WIFI module, and Bluetooth module. Wireless Bluetooth printing is possible; optional connection to computer software can be used to quickly manage spectral data and facilitate data processing; it can be exported directly through a USB flash drive, and the exported data can be directly opened and edited by EXCEL, which greatly facilitates customer applications .

6. The world is the first to realize that economical instruments can realize basic measurement, quantitative measurement, data storage and other functions.

7. Automatic wavelength setting and automatic lamp switching setting. After connecting to computer software, advanced functions such as wavelength scanning, kinetic determination, quantitative determination, nucleic acid determination, wavelength superposition, and integral derivative can be realized.

Optional Accessory

1.Automatic eight-link cuvette holder or automatic five-link long light path (5cm) cuvette holder

2.Spectrum analyzer software

3.5cm or 10cm manual cuvette holder, film sample holder, test tube cuvette holder

4.wireless bluetooth printer

Specification

Model	SP-UVISL5	SP-UVISL6
Display	7-inch high-resolution 1024*768 touch screen	
Monochromator	Holographic blazed grating C-T monochromator, proportional double beam	
Grating	1200 lines/mm	
Photocell	Imported silicon photodiodes	
Output	USB&Bluetooth	
WIFI Module	Standard	
Wireless Printing	Supported, optional wireless Bluetooth printer	
PC Software	Optional	
LoT Module Software	Standard	
Cuvette Holder	Standard manual 1cm	
Photometric Range	0-200%T,-0.3-3A	
Wavelength Mode	Automatic	
Wavelength Accuracy	±0.3nm	
Wavelength Repeatability	±0.1nm	
Bandwidth	2nm	
Wavelength Range	320-1100	190-1100
Stray Light	0.05T%	
Photometric Accuracy	±0.5%T,±0.004Abs（0 ~ 0.5A）;±0.008Abs（0.5 ~ 1A）	
Photometric Repeatability	±0.5%T,±0.004Abs（0 ~ 0.5A）;±0.008Abs（0.5 ~ 1A）	
Photometric Stability	±0.15%T,±0.002Abs（0 ~ 0.5A）;±0.004Abs（0.5 ~ 1A）	
Light Switching Method	Automatic, 340nm (can be set at will)	
Stability	0.001A(500nm，3min）	
Noise	0.15T%	
Consumption	40W	120W
Power Supply	AC 220/110V, 50/60Hz	
Shipping Size(WxDxH）(mm)	700×580×340	
N.W./G.W.(kg)	12/16	15/19

BAWEI MEDICAL EQUIPMENT

Microvolume UV-VIS Spectrophotometer



Advantage

1. 7 inch high-definition capacitive touch screen can also detect no need to connect to the computer.

2. Detection wavelength range: 190-850nm

3. Basic measurement requires only a 0.5-2μL sample, even if high-concentration samples do not need to be diluted.

4. With OD600 optical path detection system and cuvette mode, it is convenient for bacteria, microorganisms and other culture fluid concentration detection.

5. Automatically detects the closure of the detection arm.

6. The detection speed is breakneck.

7. Sample without dilution

8. A Built-in printer can directly print the report.

9, xenon flash lamp life of up to 1 billion times (up to 10 years). You can use it directly without preheating.

10. Each sub-catalog can store 100,000 data.

11. Detection limit in fluorometer mode can be as low as 0.5 pg/μL (for SP-MUV1000I only).

Specification

Model			SP-MUV1000	SP-MUV1000I
Wavelength range			190-850nm	190-850nm
Sample capacity			0.5-2μl	0.5-2μl
Optical distance			0.05mmx0.2mm, 1.0mm (automatic switchover)	0.05mmx0.2mm, 1.0mm (automatic switchover)
Light source/life			Xenon lamp/109 times	Xenon lamp/109 times
Detector			2048 element linear CCD array	2048 element linear CCD array
Spectral bandwidth			2nm	2nm
Absorbed light accuracy			0.003Abs	0.003Abs
Absorbance accuracy			±1% (7. 332Abs at 260nm)	±1% (7. 332Abs at 260nm)
Absorbance range			(Equivalent to 10mm) 0.04-300A	(Equivalent to 10mm) 0.04-300A
Nucleic acid concentration range			2ng/μL dsDNA~	2ng/μL dsDNA~
			15000ng/ μL	15000ng/ μL
			dsDNA	dsDNA
Detection time			≤5 s	≤5 s
OD600	Absorbance range		0~4.000 Abs	0~4.000 Abs
	Absorbance stability		[0,3)≤0. 5%,	[0,3)≤0. 5%,
			[3,4) ≤1%	[3,4) ≤1%
	Absorbance repeatability		[0,3)≤0. 5%,	[0,3)≤0. 5%,
			[3,4) ≤1%	[3,4) ≤1%
	Absorbance accuracy		[0,3）< 0.005A+1%; [3 ， 4) ≤2%	[0,3)< 0.005A+1%; [3 ,4) ≤2%
Fluorescence detection			/	Excitation wavelength: 460nm Emission wavelength: 525nm
Fluorescence detection		Linearity	/	R2>0.995
	Repeatability		/	<1.5%
	Stability		/	<1.5%
Print			Built-in thermal printer	Built-in thermal printer
Data output mode			USB	USB
Material of sample base			Quartz optical fiber and high hard aluminum	Quartz optical fiber and high hard aluminum
Input voltage			VAC 100-240V; VDC 24V 2A	VAC 100-240V; VDC 24V 2A
Power Supply			<15W (Standby: 5W)	<15W (Standby: 5W)
External Size(W×D×H)(mm)			290x208x180	
Shipping Size(W×D×H)(mm)			500x430x290	
N.W./G.W. (kg)			3.2/5	

BAWEIPS MEDICAL EQUIPMENT

Microvolume UV-VIS Spectrophotometer

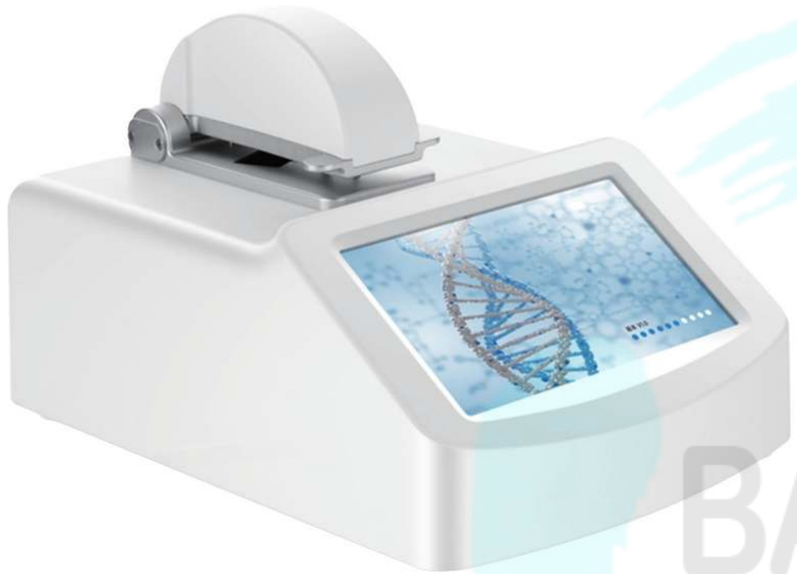

Description

It is an instrument for detecting DNA, RNA, and protein concentration. A sample volume of 0.5 to 2 μl is required for each measurement, allowing fast, accurate and reproducible micro-measurements without dilution. Accessories such as cuvettes or capillaries are not required. At the end of the measurement, you can wipe off the sample directly or use a pipette to retrieve it. The procedure is quick and easy. It can also detect the concentration of OD600 bacteria/microorganisms and other culture fluids.

Advantage

1. Can test 7-inch high-definition capacitive touch screen, stand-alone
2. Long-life LED light source assembly, mainly used for detecting nucleic acid concentration and purity.
3. Extremely fast testing speed. Samples can be tested at any time.
4. Long-life optical components, intelligent light source control system, no need to preheat.
5. Can store 100,000 data in each sub-catalog.
6. Detection limit as low as 0.5pg/μL in fluorometer mode (SP-MUV2000I only).

Specification

Model		SP-MUV2000	SP-MUV2000I
Wavelength range		Fixed wavelength: 260nm, 280nm	
Sample capacity		0.5-2 μL	
Optical path		0.2nm, 1.0mm	
Light source/life		UV LED/8000h	
Detector		UV silicon photocell	
Spectral bandwidth		8nm	
Absorbance	Precision	0.005Abs	
	Accuracy	±5ng or 2%	
	Range	0.2-100 (Equivalent to 10mn optical path)	
Nucleic acid concentration range		2-15000ng/μL dsDNA	
Detection time		5 s	
OD600	Absorbance range	0-4.000Abs	
	Absorbance stability	[0, 3)≤ 0.5%, [3,4)≤ 1%	
	Absorbance repeatability	[0, 3)≤ 0.5%, [3,4)≤ 1%	
	Absorbance accuracy	[0, 3)≤ 0.005A+1%, [3,4)≤ 2%	
Fluorescence detection		/	Excitation wavelength: 460nm, Emission wavelength: 525nm
Fluorescence detection	Linearity	/	R2>0.995
	Repeatability	/	<1.5%
	Stability	/	<1.5%
Print		Built-in thermal printer	
Data output method		USB	
Material of sample base		Quartz optical fiber and high hard aluminum	
Input voltage		VAC100-240V: VDC24V 2A	
Power Supply		<15W (Standby: 5W)	
External Size(W×D×H)(mm)		290x208x180	
Shipping Size(W×D×H)(mm)		500x430x290	
N.W./G.W. (kg)		2.8/4.5	

BAWELL MEDICAL EQUIPMENT

Ultra-Micro UV-VIS Spectrophotometer



SP-UMUV100



SP-UMUV100C

Description

Ultra-Micro UV-VIS Spectrophotometer is a full-wavelength Ultra-Micro UV-VIS Spectrophotometer. whether in the fields of scientific research, such as physics, chemistry, biology, medicine, materials science, environmental science, or in modern chemical engineering, medicine, environmental testing, metallurgy Production and management departments, Ultra-Micro UV-VIS Spectrophotometer have a wide range of important applications. Ultra-Micro UV-VIS Spectrophotometer is to use spectrophotometry to quantitatively and qualitatively analyze substances, The micro detection mode can be used to detect nucleic acids, micro nucleic acid arrays, pure protein detection, labeled protein detection, protein quantitative detection, microbial cell culture detection and Conventional microbial cell culture and Kinetic testing.

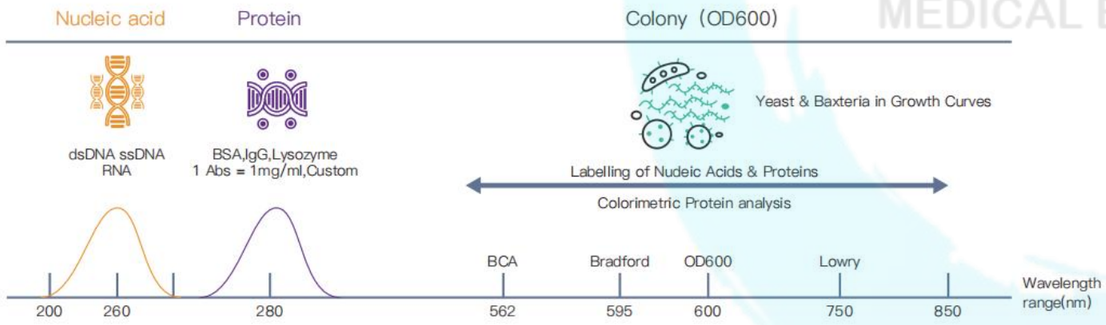

Advantage

1.Small size, easy to carry, very suitable for field testing.

2.It can be quickly upgraded by U disk, which is convenient for the instrument to update the software.

3.The detection concentration range is wide, and commonly used samples can be detected without dilution.

4.Has power-on self-test function, it can quickly and accurately judge whether there are impurities in the detection platform when the machine is started up.

5.The machine does not need to be warmed up, it can be detected after starting up, and the single detection time is about 5 seconds, and the detection is fast.

6.By forming a liquid column, the sample required for one test is as low as 0.5ul.

7.Colony detection can be performed in both cuvette and micro mode.

8.With cuvette measurement function, support kinetic detection. (SP-UMUV100C)

Specification

Model	SP-UMUV100
Test sample capacity	0.5~2μl
Light source	Xenon lamp
Detector	2048 linear CCD array
Optical Path	≤0.7mm
Wavelength Range	200~850nm
Wavelength Accuracy	<1nm
Wavelength Resolution	≤2nm
Light Absorption Range	0.04~300Abs (10mm)
Light Absorption Accuracy	0.002Abs (1mm)
Absorbance Accuracy	1%(0.76Abs at 256nm)
Detection Concentration Range	2~15000ng/μl(dsDNA)
Sample Base Material	304 stainless steel and quartz optical fiber
Measure Time	About 5s
Consumption	20W
Power Supply	12V, 5A
External Size(WxDxH)(mm)	197x327x181
Shipping Size(WxDxH)(mm)	520x280x360
Net Weight(kg)	3.1
Gross Weight(kg)	7.4

Model	SP-UMUV100C
Cuvette specification(WxDxH)(mm)	12.5x12.5x45
Cuvette optical path length	10, 5, 2, 1mm
Cuvette beam height	6mm
Heating range of cuvette	37±0.5 C
Stirring speed of cuvette	High and low two modes
Detection concentration range of cuvette	0.2~750ng/ul(dsDNA)
Light absorption range of cuvette	0.004~25Abs(10mm)

Fluorescence Spectrophotometer







Fluorescence Spectrophotometer

Description

The SP-FL93/93I fluorescence spectrophotometer provides a precision analytical method with high sensitivity, selectivity, and a wide linear range of operating curves. It is commonly used in medical analysis, biochemistry, pharmaceutical science, environmental monitoring and other industries. It is the instrument of choice in the field of trace analysis.

Advantage

1. The emission monochromator adopts 1200 lines of diffraction grating. Its large aperture and aspherical reflector produce ultra-high sensitivity.

2. The EX lamp adopts a long-life, cold light source LED that matches the center wavelength of 365nm, which is easy to maintain and has no thermal pollution.

3. With automatic zeroing and automatic background deduction.

4. With an interface, it is more convenient to transmit data, store, record, and draw standard working curves;

5. Excellent quality and high safety, especially for education and laboratory.

6. Eight levels of sensitivity adjustment, real-time fluorescence reading display accurately measure the small changes in the sample.

Specification

Model	SP-FL93	SP-FL93I
Light source: LED	365nm	365nm, 376nm, 392nm, 405nm
Bandwidth	12nm	
Wavelength of LED	Within 360-600nm	
Emission monochromator	360-650nm (C-T diffraction grating)	
Wavelength accuracy	±2nm	
Wavelength repeatability	≤1nm	
Sensitivity	1×10-9 g/ml	
Linearity deviation	≤±3.0%	
Power Supply	220V±22V 50Hz±1Hz	
Interface	RS232 serial port	
Printer	Serial printer/Jet printer (for PC)	
External Size(W×D×H)(mm)	450×420×280	
Shipping Size(W×D×H)(mm)	470X440X300	
N.W./G.W. (kg)	7/10	

Specification

Model	SP-FL96
Excitation light source	High brightness LED
Excitation LED	250nm ~ 600nm(LED)
	EX wavelength standard set: 365nm,376nm,392nm,405nm
Emission monochromator	C-T configuration diffraction grating monochromator
	Emission wavelength range (EM): 200nm-650nm, Bandwidth: 10nm
	(Extend the monochromator to Em200-900 is optional.)
	Emission wavelength accuracy: ± 1nm
S/N ratio	Emission wavelength reproducibility: ≤ 0.5nm
	S/N≥90(Using 1cm quartz sample cell, measure the signal
Detection limit	noise ratio of Raman spectrum of water)
Linearity (γ)	1×10-10 g/ml quinine sulfate solution
Repetitive peak intensity	≥0.995
Zero drift	≤1.5%
Upper limit change of indicating	≤0.3(within 10min)
value	≤1.5% (Within 10 minutes) (displaying value≥50)
Power Supply	220V±22V; 110V±22V
External Size(W×D×H)(mm)	442×392×250
Shipping Size(W×D×H)(mm)	535x500x380
N.W./G.W. (kg)	10/15

Fluorescence Spectrophotometer







Advantage

1. Provides wavelength, time scanning (kinetic analysis) and quantitative analysis functions.

2. 365nm excitation wavelength Raman peak S/N≥150 for water in 1cm quartz fluorescence cuvette High-performance sensitivity simplifies the measurement of low detection samples.

3. 17 levels of gain adjustment are selectable for emission spectrum scanning, including high-speed low signal-to-noise ratio scanning and precision scanning. Full spectrum scanning can be completed within 1 second.

4. Intelligent pre-scan function for fast detection of spectral information of unknown samples. And it can automatically ignore the effect of scattering peaks and harmonic peaks.

5. Support offline mode and online mode.

6. 150W xenon lamp and power supply to ensure high stability and a wide spectral range of testing.

7. The normalization feature of fluorescence value can make the results of different fluorescence comparable.

8. Optional PC qualitative and quantitative software package with expandable time scanning, wavelength scanning, graphical calculation and storage access.

Description

SP-FL96P fluorescence spectrophotometer is so sensitive that it has become an important analytical method in measurement analysis.

Specification

Model	SP-FL96P
Light source	Hamamatsu 150W Xenon lamp
Exciting optical filters	Interference optical filter
Emission monochromator	C-T diffraction grating
Emission wavelength	200-900nm
Emission bandwidth	10nm
Sensitivity	S/N≥150（P-P）
Linear	≥0.995
Stability	better than 1.5%/10min
Power Supply	220V±22V 50Hz±1Hz
Response time	(0.1-4)s 6 stages adjustable
Fluorescence display value	0.00-600.00
Data transmission	USB 2.0
External Size(W×D×H)(mm)	442×392×250
Shipping Size(W×D×H)(mm)	535x500x380
N.W./G.W. (kg)	10/15

BAWERS MEDICAL EQUIPMENT

Fluorescence Spectrophotometer



Advantage

1.Ultra-fast scanning at 48000nm/min, only 1 second to obtain the classical fluorescence spectra

2.Ultra-wide spectral measurement range of 200nm-200nm

3.Equipped with laser dual beam ratio monitoring system

4.Hamamatsu's high-quality xenon light source and photomultiplier detector and instrument provide sufficient light intensity signal and detection sensitivity.

5.Built-in optical gate designed for unstable samples

Description

SP-FL97 Fluorescence Spectrophotometer is a new generation of high-performance molecular luminescence analyzer. The product has a compact structure characterized by fast detection scanning speed, high dynamic range, wide spectral measurement range, high sensitivity and fast 3D scanning. It can quickly meet the requirements of biochemical and clinical testing, drug analysis, material research, food safety testing and other fields.

Specification

Model	SP-FL97	SP-FL97XP	SP-FL97P
Excitation Source	150W xenon lamp(Hamamatsu)		
Excitation Wavelength	200nm-900nm		
Emission Wavelength	200nm-900nm		
Excitation Slit	10nm	2nm, 5nm, 10nm, 20nm	
Emission Slit	10nm	2nm, 5nm, 10nm, 20nm	
Wavelength Accuracy	±1.0nm	±0.4nm	±1.0nm
Wavelength Repeatability	≤0.5nm	≤0.2nm	≤0.5nm
Signal-to-Noise Ratio	S/N≥150 (10nm Slit)(P-P)	S/N≥200(10nm Slit)(P-P)	S/N≥150(10nm Slit)(P-P)
	S/N≥1000 (10nm Slit)(RMS)	S/N≥1200 (10nm Slit)(RMS)	S/N≥1000 (10nm Slit)(RMS)
	S/N≥10000 (10nm Slit)(RMSBG)	S/N≥12000 (10nm Slit)(RMSBG)	S/N≥10000 (10nm Slit)(RMSBG)
Limit	≤1×10-10 g/ml (Quinine Sulfate Solution)	≤5×10-11 g/ml (Quinine Sulfate Solution)	≤1×10-10 g/ml (Quinine Sulfate Solution)
Linearity	γ≥0.995		
Peak Repeatability	≤1.5%		
Stability(10min)	Zero Drift : ±0.3		
	Value Limit : ±1.5%		
Wavelength Scan Speed	Multi-speed Level, Maximum at 48000nm/min		
Photometric Quantity Range	0.00-10000.00		
Data Transmission	USB2.0		
Power	200W		
Power Supply	AC 220V/50Hz 110V/60Hz		
External Size(W×D×H)(mm)	380×445×310		
Shipping Size(W×D×H)(mm)	535x500x380		
N.W./G.W. (kg)	12/15		





Description

SP-FL98 fluorescence spectrophotometer is designed for high-performance experiments or testing.Horizontal slit optical design with excellent luminescence detection efficiency and high signal-to-noise ratio.

Advantage

1. Bandwidth 1/2/5/10/20nm adjustable
2. Fluorescence quantum yield accessory available
3. Wavelength scanning speed up to 60000 nm/min
4. The software provides a synchronized scanning function
5. Built-in frequency filter provides sufficient light intensity signal
6. Photomultiplier detector ensures detection sensitivity

Specification

Model	SP-FL98
Excitation Source	150W xenon lamp (Hamamatsu)
Excitation Wavelength	200nm-900nm
Emission Wavelength	200nm-900nm
Excitation Slit	1nm/2nm/5nm/10nm/20nm
Emission Slit	1nm/2nm/5nm/10nm/20nm
Wavelength Accuracy	±0.4nm
Wavelength Repeatability	≤0.2nm
Signal-to-Noise Ratio	S/N≥350(P-P), S/N≥1000(RMS)
Limit	≤5×10-11 g/ml (Quinine Sulfate Solution)
Linearity	γ≥0.995
Peak Repeatability	≤1.5%
Wavelength Scan Speed	Multi-speed Level, Maximum at 60000nm/min
Minimum sample size	0.5mL (Using a standard 10mm square sample cell)
Octave filter	Build in Octave filter
Photometric Quantity Range	-9999-9999
Response Time	0.02/0.1/0.5/1/2/4/8 s，Auto adjust
Data Transportation	USB 2.0
Power	200W
Power Supply	AC 220V/50Hz；110V/60Hz
External Size(W×D×H)(mm)	610×460×365
Shipping Size(W×D×H)(mm)	790x670x530
N.W./G.W. (kg)	21/47

Flame Photometer



Advantage

1.7-inch color touch screen

2.Direct reading of concentration

3.Flameout protection device

4.Automatic calculation of correlation coefficients

5.Supports cloud connectivity, PC connection and printing

Specification

Model		SP-FPI6440	SP-FP6432	SP-FPI6431	SP-FPI6430	SP-FPI6410	SP-FP6400
Display		7-inch color touch screen					
Display Results		Concentration value/Energy					
Reading Range		0.000-9999/0-65535					
Testable		K, Na, Li, Ca	K, Na, Ba	K, Na, Ca	K, Na, Li	K, Na	K, Na
Channel Qty		4	3	3	3	2	2
Range (ppm)	K	0-200	0-200	0-200	0-200	0-200	0-200
	Na	0-200	0-200	0-200	0-200	0-200	0-200
	Li	0-200	/	/	0-200	/	/
	Ca	0-1000	/	0-1000	/	/	/
	Ba	/	0-3000	/	/	/	/
Detection Limit (ppm)	K	≤0.16					
	Na	≤0.18					
	Li	≤0.105	/	/	≤0.105	/	/
	Ca	≤2	/	≤2	/	/	/
	Ba	/	≤0.6	/	/	/	/
Linear Error	K	≤0.2					
	Na	≤0.7					
	Li	≤0.147	/	/	≤0.147	/	/
	Ca	≤3	/	≤3	/	/	/
	Ba	/	≤9	/	/	/	/
Response Time		<8s					
Sample Uptake		<6ml/min					
Stability		<3% drift over 15s when continuous sampling					
Reproducibility		<3% coefficient of variation for 7 consecutive samples					
Curve Graph		Yes	Yes	Yes	Yes	No	No
Bluetooth printer		Yes					Optional
Output		USB port					
Standard Accessory		Air compressor					
Power Supply		AC 220/110V, 50/60Hz					
External Size(WxDxH)(mm)		480x260x330					
Shipping Size(WxDxH)(mm)		710x380x515					
N.W./G.W.(kg)		16/20					





Specification

Model		SP-FP6450	SP-FP6440	SP-FP6431	SP-FP6430	SP-FP6410	SP-FP640
Operation mode		7- inch color touch- screen					
Display value		Concentration value					Optical power
Data range		0.000-999.9				000.0-999.9	0000-9999
Testable		K, Na, Li, Ca, Ba	K, Na, Li, Ca	K, Na, Ca	K, Na, Li	K, Na	K, Na
Channel Qty.		5	4	3		2	
Range ppm	K	0-100					
	Na	0-160					
	Li	0-100		/	0-100	/	/
	Ca	0-1000		0-1000	/	/	/
	Ba	0-3000	/	/	/	/	/
LOD ppm	K	0.01					
	Na	0.01					
	Li	0.1		/	0.1	/	/
	Ca	2		2	/	/	/
	Ba	6	/	/	/	/	/
Linear error	K	0.195					
	Na	0.69					
	Li	0.15		/	0.15	/	/
	Ca	3		3	/	/	/
	Ba	9	/	/	/	/	/
Response time		<8s					
Sample uptake		<6ml/min					
Stability		< 3% drift over15s when continuously aspirating.					
Reproducbility		< 3% coefficient of variation for 7 consecutive samples					
Curve Graph		Display				/	/
Printer		Optional build-in thermal printer					/
COM		USB					/
Fuel		LPG					
Power Supply		AC220V±22V 50Hz±1Hz,250W					
External Size(W×D×H)(mm)		470x460x300					
Shipping Size(W×D×H)(mm)		570×560×400					
N.W./G.W. (kg)		15/20					

BAWERS MEDICAL EQUIPMENT

Atomic Absorption Spectrophotometer (Flame Method)



Application

The Atomic Absorption Spectrophotometer is widely used in the analysis of major and trace elements in metallurgy, geology, mining, petroleum, light industry, agriculture, medicine, health, food and environmental monitoring.

Advantage

1.Full titanium burner, stable combustion and fast heat balance.

2.Excellent full-band deuterium lamp background correction technology.

3.Simple, professional, automatic and comprehensive RG-WinAAS workstation software

4.Excellent total reflection optical system ensures excellent signal-to-noise ratio of the instrument

5.Comprehensive and safe smart gas control module.

6.Fully automatic instrument control, the light source supports high-performance element lamps, and can be quickly completed with one click

7.Novelly designed atomizer and intelligent lifting.

Specification

Model		SP-AA3604F	SP-AA3608F
Optical System	Optical System	Single Beam	
	Monochromator	Czerny-Turner type, focal lengths at 350mm	
	Grating	Grating 1800 lines/mm, scintillation wavelength 250nm	
	Spectral Bandwidth (nm)	0.1、0.2、0.4、0.7、1.4、2nm Automated slit selection	
	Wavelength Range (nm)	185-900nm	
	Wavelength Accuracy(nm)	0.3 nm	0.2nm
	Wavelength repeatability (nm)	≤0.1nm	
	Spectral bandwidth deviation	±0.02 nm	
	Lamp Stand	4	8
	Element lamp type	Cu lamp(Standard accessory) Other element lamp is optional accessory	
Photometric performance	Reading Mode	Transmittance, absorbance, concentration	
	Photometric Range	0-125%，-0.1-3.00A	
	Static Baseline Drift (Cu)	±0.004A/30min	±0.003A/30min
	Dynamic Baseline Drift (Cu)	±0.006A/15min	±0.005A/15min
	Background Correction	Deuterium lamp≥ 40x (1Abs)	Deuterium lamp≥ 40x (1Abs), self-priming≥ 80x (1Abs) (optional)
Flame System	Characteristic Concentration（Cu）	≤0.04ug/ml	≤0.035ug/ml
	Detection Limit（Cu）	≤0.008ug/ml	≤0.006ug/ml
	Repeatability（Cu）	RSD≤1%	RSD≤0.6%
	Acetylene Flow Control	Auto 12-Level	
	Air Assist Control	Auto 4-Level	
	Burner lift	Automatic lifting	

Specification

Model		SP-AA3604F	SP-AA3608F
	Burner Head	Titanium 100mm burner	
	Nebulizer	High efficiency glass nebulizer	
	Spray Chamber	Corrosion-resistant material spray chamber	
	Safety Protection	Automatically cut off gas in case of low pressure, power failure, flame out, or burner mismatched	
Data Processing	Measuring method	Flame method, Hydride generation-Atomic absorption method, Flame emission method	
	Concentration calculation method	Standard curve method (6 linear/non-linear fitting methods), Standard addition method, Interpolation method	
	Repeat measurement times	1-30 times. Calculate and give the average value of absorbance/concentration. standard deviation and relative standard deviation	
	Report printing	Parameter printing, Data result printing	
Other	Computer	External connect	
	Ambient Temp	10℃-30℃	
	Ambient Humidity	40%-85%	
	Power Supply	220/110V, 50/60HZ	
	External Size (W*D*H)(mm)	830x650x560	
	Shipping Size (WxDxH)(mm)	1000x780x810	
	N.W./G.W. (kg)	90/110	
	Standard Accessory	Software, Air compressor, Cu Hollow cathode lamp	
	Optional Accessory	Computer, Printer, Hydride generator, Autosampler	

Atomic Absorption Spectrophotometer (Graphite Furnace Method)



Advantage

The Atomic Absorption Spectrophotometer is widely used in the analysis of major and trace elements in metallurgy, geology, mining, petroleum, light industry, agriculture, medicine, health, food and environmental monitoring.

Specification

Model		SP-AA3624G	SP-AA3628G
Optical System	Optical System	Single Beam	
	Monochromator	Czerny-Turner type, focal lengths at 350mm	
	Grating	Grating 1800 lines/mm, scintillation wavelength 250nm	
	Spectral Bandwidth (nm)	0.1、0.2、0.4、0.7、1.4、2nm Automated slit selection	
	Wavelength Range (nm)	185-900nm	
	Wavelength Accuracy (nm)	0.3 nm	0.2nm
	Wavelength repeatability (nm)	≤0.1nm	
	Spectral bandwidth deviation	±0.02 nm	
	Lamp Stand	4	8
	Element lamp type	Cd lamp(Standard accessory) Other element lamp is optional accessory	
Photometric performance	Reading Mode	Transmittance, absorbance, concentration	
	Photometric Range	0-125%，-0.1-3.00A	
	Static Baseline Drift (Cu)	±0.004A/30min	±0.003A/30min
	Dynamic Baseline Drift (Cu)	±0.006A/15min	±0.005A/15min
	Background Correction	Deuterium lamp≥ 40x (1Abs)	Deuterium lamp≥ 40x (1Abs), self-priming≥ 80x (1Abs) (optional)
Graphite Furnace	Characteristic Amount	Cd≤1.0pg,Cu≤22pg	Cd≤0.8pg,Cu≤20pg
	Detection Limit	Cd≤1.5pg,Cu≤20pg C	d≤1.0pg,Cu≤10pg
	Repeatability（Cd）	RSD≤4%	RSD≤3%
	Heating range of graphite furnace	Room temperature-3000℃	
	High power heating range	1500-3000℃	
	Slope and holding time	1s-255s	

Advantage

1.Equipped with a complete software and hardware system, it is highly intelligent, easy to use and simple to operate, and meets the requirements of authority management, audit tracking and other requirements.

2.Working methods can be stored, eliminating the need to repeatedly set test conditions, streamlining the detection process, avoiding duplication of work, and greatly saving users' time and cost.

3.Fully automatic eight/four lamp position rotating lamp stand, automatic switching, free setting of work lamp/preheating lamp, automatic call of optimal analysis parameters and analysis conditions.

4.Total reflection optical system, full-band achromatic, automatic wavelength scanning, automatic peak search.

5.It has both deuterium lamp and self-priming background subtraction to meet the detection needs of complex matrix samples.

6.Longitudinal heating graphite furnace technology achieves uniform temperature of the graphite tube.

7.The graphite furnace atomization system has alarm functions for insufficient cooling water flow, insufficient argon gas pressure, excessive temperature of the graphite furnace, abnormal power supply temperature, poor contact in the installation of graphite tubes, and automatically cuts off the temperature rise program to ensure the safety of the operation and use process.

8.It can be used with an automatic sampler for safe and efficient analysis. The hanging installation is simple and easy to debug, maximizing the user's work efficiency.

Specification

Model		SP-AA3624G	SP-AA3628G
Heating rate		Maximum heating rate 2000°C/s	
	Atomization heating mode	Light-controlled heating, Time-controlled heating, General heating	
	Protective gas flow outside pipe	1 L/min	
	Protective gas flow inside pipe	4-speed adjustable (0, 50, 200, 250ml/min flow)	
Data Processing	Safety Protection	Cooling water flow, Protective gas pressure, Furnace body temperature, Power supply temperature, Graphite furnace installation alarm	
	Measuring method	Graphite furnace method	
	Concentration calculation method	Standard curve method (6 linear/non-linear fitting methods), Standard addition method, Interpolation method	
	Repeat measurement times	1-30 times. Calculate and give the average value of absorbance/concentration. standard deviation and relative standard deviation	
Other	Report printing	Parameter printing, Data result printing	
	Computer	External connect	
	Ambient Temp	10℃-30℃	
	Ambient Humidity	40%-85%	
	Power Supply	220V, 50/60HZ	
	External Size (W*D*H)(mm)	830x650x560	
	Shipping Size (WxDxH)(mm)	1000x780x810	
	N.W./G.W. (kg)	110/130	
	Standard Accessory	Software, Cd Hollow cathode lamp, Pipette	
	Optional Accessory	Computer, Printer, Autosampler, Recirculating cooling water system	

Atomic Absorption Spectrophotometer (Graphite Furnace Method)

Atomic Absorption Spectrophotometer



Application

The Atomic Absorption Spectrophotometer is widely used in the analysis of major and trace elements in metallurgy, geology, mining, petroleum, light industry, agriculture, medicine, health, food and environmental monitoring.

Specification

Model		SP-AA3618
Optical System	Optical System	Double Beam
	Monochromator	Czerny-Turner type, focal lengths at 350mm
	Grating	Grating 1800 lines/mm, scintillation wavelength 250nm
	Spectral Bandwidth (nm)	0.1、0.2、0.4、0.7、1.4、2nm Automated slit selection
	Wavelength Range (nm)	185-900nm
	Wavelength Accuracy(nm)	0.15 nm
	Wavelength repeatability (nm)	≤0.05nm
	Spectral bandwidth deviation	±0.02 nm
	Lamp Stand	8
	Element lamp type	Cu lamp(Standard accessory) Other element lamp is optional accessory
Photometric performance	Reading Mode	Transmittance, absorbance, concentration
	Photometric Range	0-125%，-0.1-3.00A
	Static Baseline Drift (Cu)	±0.002A/30min
	Dynamic Baseline Drift (Cu)	±0.004A/15min
	Background Correction	Deuterium lamp≥ 40x (1Abs), self-priming≥ 80x (1Abs)
Flame System	Characteristic Concentration (Cu)	≤0.035ug/ml
	Detection Limit (Cu)	≤0.004ug/ml
	Repeatability (Cu)	RSD≤0.5%
	Acetylene Flow Control	Auto 12-Level
	Air Assist Control	Auto 4-Level
	Burner lift	Automatic lifting
	Burner Head	Titanium 100mm burner

Advantage

1.Equipped with a complete software and hardware system, it is highly intelligent, easy to use and simple to operate, and meets the requirements of authority management, audit tracking and other requirements.

2.Working methods can be stored, eliminating the need to repeatedly set test conditions, streamlining the detection process, avoiding duplication of work, and greatly saving users' time and cost.

3.Fully automatic eight-lamp position rotating lamp stand, automatic switching, free setting of work lamp/preheating lamp, automatic call of optimal analysis parameters and analysis conditions.

4.Total reflection optical system, full-band achromatic, automatic wavelength scanning, automatic peak search.

5.It has both deuterium lamp and self-priming background subtraction to meet the detection needs of complex matrix samples.

6.Full titanium burner, stable combustion and fast heat balance.

7.Reliable multiple protection systems, real-time flame monitoring, acetylene leakage monitoring and protection, real-time monitoring of abnormal pressure, and cooling water monitoring.

8.The laughing gas-acetylene flame effectively increases the types of test elements, with a wide analysis range and strong selectivity. Test interference is small.

9.Paired with the hydride generator produced by our company, it can expand the detection of arsenic, selenium, mercury, and antimony lamp elements, easily cope with the diversified problems of analysis samples, and meet the analysis needs of multiple elements.

10.A flame autosampler is optional and can be installed freely.

Specification

Model		SP-AA3618
	Nebulizer	High efficiency glass nebulizer
	Spray Chamber	Corrosion-resistant material spray chamber
	Safety Protection	Automatically cut off gas in case of low pressure, power failure, flame out, or burner mismatched
Data Processing	Measuring method	Flame method, Hydride generation-Atomic absorption method, Flame emission method
	Concentration calculation method	Standard curve method (6 linear/non-linear fitting methods), Standard addition method, Interpolation method
	Repeat measurement times	1-30 times. Calculate and give the average value of absorbance/concentration. standard deviation and relative standard deviation
	Report printing	Parameter printing, Data result printing
Other	Computer	External connect
	Ambient Temp	10℃-30℃
	Ambient Humidity	40%-85%
	Power Supply	220/110V, 50/60HZ
	External Size (W*D*H)(mm)	830x650x560
	Shipping Size (WxDxH)(mm)	1000x780x810
	N.W./G.W. (kg)	95/115
	Standard Accessory	Software, Air compressor, Cu Hollow cathode lamp
	Optional Accessory	Computer, Printer, Hydride generator, Autosampler

Atomic Absorption Spectrophotometer



Application

The Atomic Absorption Spectrophotometer is widely used in the analysis of major and trace elements in metallurgy, geology, mining, petroleum, light industry, agriculture, medicine, health, food and environmental monitoring.

Advantage

1.Equipped with a complete software and hardware system, it is highly intelligent, easy to use and simple to operate, and meets the requirements of authority management, audit tracking and other requirements.

2.It has both flame and graphite furnace atomizers. The two test modes can be switched freely and matched automatically.

3.Fully automatic eight-lamp position rotating lamp stand, automatic switching, free setting of work lamp/preheating lamp, automatic call of optimal analysis parameters and analysis conditions.

4.Total reflection optical system, full-band achromatic, automatic wavelength scanning, automatic peak search.

5.Both the flame and graphite furnace systems have deuterium lamps and self-priming background subtraction to meet the detection needs of complex matrix samples.

6.Full titanium burner, stable combustion and fast heat balance.

7.Longitudinal heating graphite furnace technology achieves uniform temperature of the graphite tube.

8.Reliable multiple protection systems, real-time flame monitoring, acetylene leakage monitoring and protection, real-time monitoring of abnormal pressure, and cooling water monitoring.

9.The graphite furnace atomization system has alarm functions for insufficient cooling water flow, insufficient argon pressure, excessive temperature of the graphite furnace, abnormal power supply temperature, and poor contact during graphite tube installation, and automatically cuts off the temperature rise program to ensure the safety of the operation and use process.

Specification

Model		SP-AA3638	SP-AA3668
Optical System	Optical System	Single Beam	Double Beam
	Monochromator	Czerny-Turner type, focal lengths at 350mm	
	Grating	Grating 1800 lines/mm, scintillation wavelength 250nm	
	Spectral Bandwidth (nm)	0.1、0.2、0.4、0.7、1.4、2nm Automated slit selection	
	Wavelength Range (nm)	185-900nm	
	Wavelength Accuracy (nm)	0.20 nm	0.15nm
	Wavelength repeatability (nm)	≤0.10nm	≤0.05nm
	Spectral bandwidth deviation	±0.02 nm	
	Lamp Stand	8	
	Element lamp type	Cu lamp, Cd lamp(Standard accessory) Other element lamp is optional accessory	
Photometric performance	Reading Mode	Transmittance, absorbance, concentration	
	Photometric Range	0-125%，-0.1-3.00A	
	Static Baseline Drift (Cu)	±0.003A/30min	±0.003A/30min
	Dynamic Baseline Drift (Cu)	±0.005A/15min	±0.005A/15min
	Background Correction	Deuterium lamp≥ 40x (1Abs), self-priming≥ 80x (1Abs) (optional)	Deuterium lamp≥ 40x (1Abs), self-priming≥ 80x (1Abs) (optional)
Flame System	Characteristic Concentration （Cu）	≤0.035ug/ml	≤0.035ug/ml
	Detection Limit（Cu）	≤0.006ug/ml	≤0.004ug/ml
	Repeatability（Cu）	RSD≤0.6%	RSD≤0.5%
	Acetylene Flow Control	Auto 12-Level	
	Air Assist Control	Auto 4-Level	
	Burner lift	Automatic lifting	
Graphite Furnace	Characteristic Amount	Cd≤0.8pg,Cu≤20pg	Cd≤0.8pg,Cu≤20pg
	Detection Limit	Cd≤1.0pg,Cu≤10pg	Cd≤0.8pg,Cu≤5pg
	Repeatability（Cd）	RSD≤3%	RSD≤2.5%
	Heating range of graphite furnace	Room temperature-3000℃	
	High power heating range	1500-3000℃	
	Slope and holding time	1s-255s	
	Heating rate	Maximum heating rate 2000°C/s	
	Atomization heating mode	Light-controlled heating, Time-controlled heating, General heating	
	Protective gas flow outside pipe	1 L/min	
	Protective gas flow inside pipe	4-speed adjustable (0, 50, 200, 250ml/min flow)	
	Safety Protection	Cooling water flow, Protective gas pressure, Furnace body temperature, Power supply temperature, Graphite furnace installation alarm	
Data Processing	Measuring method	Measuring method	
	Concentration calculation method	Concentration calculation method	
	Repeat measurement times	Repeat measurement times	
	Report printing	Report printing	
Other	Computer	External connect	
	Ambient Temp	10℃-30℃	
	Ambient Humidity	40%-85%	
	Power Supply	220V, 50/60HZ	
	External Size (W*D*H)(mm)	830x650x560	
	Shipping Size (WxDxH)(mm)	1000x780x810	
	N.W./G.W. (kg)	110/130	
	Standard Accessory	Software, Cd Hollow cathode lamp, Pipette	
	Optional Accessory	Computer, Printer, Autosampler, Recirculating cooling water system	

BAWEN MEDICAL EQUIPMENT

NIR Spectrophotometer





Advantage

1. No need to prepare samples. Easy to use.
2. Wavelength range is 900nm-2500nm.
3. The main part of the performance is the international leader.
4. Built-in high quality PTFE reference module for automatic reference calibration.
5. Equipped with polystyrene wavelength standard filter, automatic monitoring of wavelength to ensure accurate and stable measurement results.
6. Real-time monitoring of environmental temperature and humidity.

Specification

Model	SP-NIR430
Measurement	Transmission
Bandwidth	8nm
Wavelength Range	900nm-2500nm
Wavelength Accuracy	≤0.2
Wavelength Reproducibility	≤0.05
Stray Light	≤0.1%
Noise	≤0.0005 Abs
Analysis time	1 minute or above
Port	USB2.0
Power Supply	90-250V, 50/60Hz
Temperature Requirement	5-35 ℃
humidity Requirement	5-85 %RH
External Size(W×D×H)(mm)	360×460×240
Shipping Size(W×D×H)(mm)	530x500x380
N.W./G.W. (kg)	12/15





Advantage

1. There is no need to treat the sample before testing to protect the integrity of the sample.
2. 900nm-2500nm ultra-wide spectral range, fast analysis speed.
3. Core parts are all internationally famous brands
4. Built-in high-quality PTFE reference module automatic reference calibration to ensure the accuracy of measurement results.
5. Equipped with integrating sphere diffuse reflection system, large sampling spot and sample turntable
6. All tests use NIST traceable standards.
7. Liquid, powder, support particles, film and other forms of sample detection.
8. The instrument's real-time environmental temperature and humidity monitoring allows users to optimize the measurement conditions.
9. Simple operation and intuitive user interface.
10. Can establish authoritative and professional near-infrared quantitative and qualitative analysis models.

Specification

Model	SP-NIR450
Measurement Mode	The diffuse reflection sample cell
Detector	Japan hamamatsu cooled InGaAs
Spectral Bandwidth(nm)	12
Wavelength Range(nm)	900-2500 nm
Wavelength Accuracy(nm)	≤0.2
Wavelength Repeatability(nm)	≤0.05
Stray Light(%)	≤0.1
Absorbance Noise(Abs)	≤0.0005
Analysis Time	1min (adjustable)
Data Transmission Mode	USB2.0
Calibration Technology	MPLS Modified least squares regression calibration technology
	DPLS Spectrum identification and qualitative analysis technology
Item	Content
Power Supply	90-250V\50Hz (or 60Hz)
Ambient Temperature (℃)	5-35
Ambient Humidity (%RH)	5-85
External Size(W×D×H)(mm)	540×380×220
Shipping Size(W×D×H)(mm)	780x550x400
N.W./G.W. (kg)	18/25

BAWEPS MEDICAL EQUIPMENT

Atomic Absorption Spectrophotometer (Flame Method)



Application

The Atomic Absorption Spectrophotometer is widely used in the analysis of major and trace elements in metallurgy, geology, mining, petroleum, light industry, agriculture, medicine, health, food and environmental monitoring.

Advantage

1.Full titanium burner, stable combustion and fast heat balance.

2.Excellent full-band deuterium lamp background correction technology.

3.Simple, professional, automatic and comprehensive RG-WinAAS workstation software

4.Excellent total reflection optical system ensures excellent signal-to-noise ratio of the instrument

5.Comprehensive and safe smart gas control module.

6.Fully automatic instrument control, the light source supports high-performance element lamps, and can be quickly completed with one click

7.Novelly designed atomizer and intelligent lifting.

Specification

Model		SP-AA3604F	SP-AA3608F
Optical System	Optical System	Single Beam	
	Monochromator	Czerny-Turner type, focal lengths at 350mm	
	Grating	Grating 1800 lines/mm, scintillation wavelength 250nm	
	Spectral Bandwidth (nm)	0.1、0.2、0.4、0.7、1.4、2nm Automated slit selection	
	Wavelength Range (nm)	185-900nm	
	Wavelength Accuracy(nm)	0.3 nm	0.2nm
	Wavelength repeatability (nm)	≤0.1nm	
	Spectral bandwidth deviation	±0.02 nm	
	Lamp Stand	4	8
	Element lamp type	Cu lamp(Standard accessory) Other element lamp is optional accessory	
Photometric performance	Reading Mode	Transmittance, absorbance, concentration	
	Photometric Range	0-125%，-0.1-3.00A	
	Static Baseline Drift (Cu)	±0.004A/30min	±0.003A/30min
	Dynamic Baseline Drift (Cu)	±0.006A/15min	±0.005A/15min
	Background Correction	Deuterium lamp≥ 40x (1Abs)	Deuterium lamp≥ 40x (1Abs), self-priming≥ 80x (1Abs) (optional)
Flame System	Characteristic Concentration（Cu）	≤0.04ug/ml	≤0.035ug/ml
	Detection Limit（Cu）	≤0.008ug/ml	≤0.006ug/ml
	Repeatability（Cu）	RSD≤1%	RSD≤0.6%
	Acetylene Flow Control	Auto 12-Level	
	Air Assist Control	Auto 4-Level	
	Burner lift	Automatic lifting	

Specification

Model		SP-AA3604F	SP-AA3608F
	Burner Head	Titanium 100mm burner	
	Nebulizer	High efficiency glass nebulizer	
	Spray Chamber	Corrosion-resistant material spray chamber	
	Safety Protection	Automatically cut off gas in case of low pressure, power failure, flame out, or burner mismatched	
Data Processing	Measuring method	Flame method, Hydride generation-Atomic absorption method, Flame emission method	
	Concentration calculation method	Standard curve method (6 linear/non-linear fitting methods), Standard addition method, Interpolation method	
	Repeat measurement times	1-30 times. Calculate and give the average value of absorbance/concentration. standard deviation and relative standard deviation	
	Report printing	Parameter printing, Data result printing	
Other	Computer	External connect	
	Ambient Temp	10℃-30℃	
	Ambient Humidity	40%-85%	
	Power Supply	220/110V, 50/60HZ	
	External Size (W*D*H)(mm)	830x650x560	
	Shipping Size (WxDxH)(mm)	1000x780x810	
	N.W./G.W. (kg)	90/110	
	Standard Accessory	Software, Air compressor, Cu Hollow cathode lamp	
	Optional Accessory	Computer, Printer, Hydride generator, Autosampler	

Atomic Absorption Spectrophotometer



Application

The Atomic Absorption Spectrophotometer is widely used in the analysis of major and trace elements in metallurgy, geology, mining, petroleum, light industry, agriculture, medicine, health, food and environmental monitoring.

Specification

Model		SP-AA3618
Optical System	Optical System	Double Beam
	Monochromator	Czerny-Turner type, focal lengths at 350mm
	Grating	Grating 1800 lines/mm, scintillation wavelength 250nm
	Spectral Bandwidth (nm)	0.1、0.2、0.4、0.7、1.4、2nm Automated slit selection
	Wavelength Range (nm)	185-900nm
	Wavelength Accuracy(nm)	0.15 nm
	Wavelength repeatability (nm)	≤0.05nm
	Spectral bandwidth deviation	±0.02 nm
	Lamp Stand	8
	Element lamp type	Cu lamp(Standard accessory) Other element lamp is optional accessory
Photometric performance	Reading Mode	Transmittance, absorbance, concentration
	Photometric Range	0-125%，-0.1-3.00A
	Static Baseline Drift (Cu)	±0.002A/30min
	Dynamic Baseline Drift (Cu)	±0.004A/15min
	Background Correction	Deuterium lamp≥ 40x (1Abs), self-priming≥ 80x (1Abs)
Flame System	Characteristic Concentration (Cu)	≤0.035ug/ml
	Detection Limit (Cu)	≤0.004ug/ml
	Repeatability (Cu)	RSD≤0.5%
	Acetylene Flow Control	Auto 12-Level
	Air Assist Control	Auto 4-Level
	Burner lift	Automatic lifting
	Burner Head	Titanium 100mm burner

Advantage

1.Equipped with a complete software and hardware system, it is highly intelligent, easy to use and simple to operate, and meets the requirements of authority management, audit tracking and other requirements.

2.Working methods can be stored, eliminating the need to repeatedly set test conditions, streamlining the detection process, avoiding duplication of work, and greatly saving users' time and cost.

3.Fully automatic eight-lamp position rotating lamp stand, automatic switching, free setting of work lamp/preheating lamp, automatic call of optimal analysis parameters and analysis conditions.

4.Total reflection optical system, full-band achromatic, automatic wavelength scanning, automatic peak search.

5.It has both deuterium lamp and self-priming background subtraction to meet the detection needs of complex matrix samples.

6.Full titanium burner, stable combustion and fast heat balance.

7.Reliable multiple protection systems, real-time flame monitoring, acetylene leakage monitoring and protection, real-time monitoring of abnormal pressure, and cooling water monitoring.

8.The laughing gas-acetylene flame effectively increases the types of test elements, with a wide analysis range and strong selectivity. Test interference is small.

9.Paired with the hydride generator produced by our company, it can expand the detection of arsenic, selenium, mercury, and antimony lamp elements, easily cope with the diversified problems of analysis samples, and meet the analysis needs of multiple elements.

10.A flame autosampler is optional and can be installed freely.

Specification

Model		SP-AA3618
	Nebulizer	High efficiency glass nebulizer
	Spray Chamber	Corrosion-resistant material spray chamber
	Safety Protection	Automatically cut off gas in case of low pressure, power failure, flame out, or burner mismatched
Data Processing	Measuring method	Flame method, Hydride generation-Atomic absorption method, Flame emission method
	Concentration calculation method	Standard curve method (6 linear/non-linear fitting methods), Standard addition method, Interpolation method
	Repeat measurement times	1-30 times. Calculate and give the average value of absorbance/concentration. standard deviation and relative standard deviation
	Report printing	Parameter printing, Data result printing
Other	Computer	External connect
	Ambient Temp	10℃-30℃
	Ambient Humidity	40%-85%
	Power Supply	220/110V, 50/60HZ
	External Size (W*D*H)(mm)	830x650x560
	Shipping Size (WxDxH)(mm)	1000x780x810
	N.W./G.W. (kg)	95/115
	Standard Accessory	Software, Air compressor, Cu Hollow cathode lamp
	Optional Accessory	Computer, Printer, Hydride generator, Autosampler

Atomic Absorption Spectrophotometer (Graphite Furnace Method)



Advantage

The Atomic Absorption Spectrophotometer is widely used in the analysis of major and trace elements in metallurgy, geology, mining, petroleum, light industry, agriculture, medicine, health, food and environmental monitoring.

Specification

Model		SP-AA3624G	SP-AA3628G
Optical System	Optical System	Single Beam	
	Monochromator	Czerny-Turner type, focal lengths at 350mm	
	Grating	Grating 1800 lines/mm, scintillation wavelength 250nm	
	Spectral Bandwidth (nm)	0.1、0.2、0.4、0.7、1.4、2nm Automated slit selection	
	Wavelength Range (nm)	185-900nm	
	Wavelength Accuracy (nm)	0.3 nm	0.2nm
	Wavelength repeatability (nm)	≤0.1nm	
	Spectral bandwidth deviation	±0.02 nm	
	Lamp Stand	4	8
	Element lamp type	Cd lamp(Standard accessory) Other element lamp is optional accessory	
Photometric performance	Reading Mode	Transmittance, absorbance, concentration	
	Photometric Range	0-125%，-0.1-3.00A	
	Static Baseline Drift (Cu)	±0.004A/30min	±0.003A/30min
	Dynamic Baseline Drift (Cu)	±0.006A/15min	±0.005A/15min
	Background Correction	Deuterium lamp≥ 40x (1Abs)	Deuterium lamp≥ 40x (1Abs), self-priming≥ 80x (1Abs) (optional)
Graphite Furnace	Characteristic Amount	Cd≤1.0pg,Cu≤22pg	Cd≤0.8pg,Cu≤20pg
	Detection Limit	Cd≤1.5pg,Cu≤20pg C	d≤1.0pg,Cu≤10pg
	Repeatability（Cd）	RSD≤4%	RSD≤3%
	Heating range of graphite furnace	Room temperature-3000℃	
	High power heating range	1500-3000℃	
	Slope and holding time	1s-255s	

Advantage

1.Equipped with a complete software and hardware system, it is highly intelligent, easy to use and simple to operate, and meets the requirements of authority management, audit tracking and other requirements.

2.Working methods can be stored, eliminating the need to repeatedly set test conditions, streamlining the detection process, avoiding duplication of work, and greatly saving users' time and cost.

3.Fully automatic eight/four lamp position rotating lamp stand, automatic switching, free setting of work lamp/preheating lamp, automatic call of optimal analysis parameters and analysis conditions.

4.Total reflection optical system, full-band achromatic, automatic wavelength scanning, automatic peak search.

5.It has both deuterium lamp and self-priming background subtraction to meet the detection needs of complex matrix samples.

6.Longitudinal heating graphite furnace technology achieves uniform temperature of the graphite tube.

7.The graphite furnace atomization system has alarm functions for insufficient cooling water flow, insufficient argon gas pressure, excessive temperature of the graphite furnace, abnormal power supply temperature, poor contact in the installation of graphite tubes, and automatically cuts off the temperature rise program to ensure the safety of the operation and use process.

8.It can be used with an automatic sampler for safe and efficient analysis. The hanging installation is simple and easy to debug, maximizing the user's work efficiency.

Specification

Model		SP-AA3624G	SP-AA3628G
Heating rate		Maximum heating rate 2000°C/s	
	Atomization heating mode	Light-controlled heating, Time-controlled heating, General heating	
	Protective gas flow outside pipe	1 L/min	
	Protective gas flow inside pipe	4-speed adjustable (0, 50, 200, 250ml/min flow)	
Data Processing	Safety Protection	Cooling water flow, Protective gas pressure, Furnace body temperature, Power supply temperature, Graphite furnace installation alarm	
	Measuring method	Graphite furnace method	
	Concentration calculation method	Standard curve method (6 linear/non-linear fitting methods), Standard addition method, Interpolation method	
	Repeat measurement times	1-30 times. Calculate and give the average value of absorbance/concentration. standard deviation and relative standard deviation	
Other	Report printing	Parameter printing, Data result printing	
	Computer	External connect	
	Ambient Temp	10℃-30℃	
	Ambient Humidity	40%-85%	
	Power Supply	220V, 50/60HZ	
	External Size (W*D*H)(mm)	830x650x560	
	Shipping Size (WxDxH)(mm)	1000x780x810	
	N.W./G.W. (kg)	110/130	
	Standard Accessory	Software, Cd Hollow cathode lamp, Pipette	
	Optional Accessory	Computer, Printer, Autosampler, Recirculating cooling water system	

Atomic Absorption Spectrophotometer (Graphite Furnace Method)

Atomic Absorption Spectrophotometer



Application

The Atomic Absorption Spectrophotometer is widely used in the analysis of major and trace elements in metallurgy, geology, mining, petroleum, light industry, agriculture, medicine, health, food and environmental monitoring.

Advantage

1.Equipped with a complete software and hardware system, it is highly intelligent, easy to use and simple to operate, and meets the requirements of authority management, audit tracking and other requirements.

2.It has both flame and graphite furnace atomizers. The two test modes can be switched freely and matched automatically.

3.Fully automatic eight-lamp position rotating lamp stand, automatic switching, free setting of work lamp/preheating lamp, automatic call of optimal analysis parameters and analysis conditions.

4.Total reflection optical system, full-band achromatic, automatic wavelength scanning, automatic peak search.

5.Both the flame and graphite furnace systems have deuterium lamps and self-priming background subtraction to meet the detection needs of complex matrix samples.

6.Full titanium burner, stable combustion and fast heat balance.

7.Longitudinal heating graphite furnace technology achieves uniform temperature of the graphite tube.

8.Reliable multiple protection systems, real-time flame monitoring, acetylene leakage monitoring and protection, real-time monitoring of abnormal pressure, and cooling water monitoring.

9.The graphite furnace atomization system has alarm functions for insufficient cooling water flow, insufficient argon pressure, excessive temperature of the graphite furnace, abnormal power supply temperature, and poor contact during graphite tube installation, and automatically cuts off the temperature rise program to ensure the safety of the operation and use process.

Specification

Model		SP-AA3638	SP-AA3668
Optical System	Optical System	Single Beam	Double Beam
	Monochromator	Czerny-Turner type, focal lengths at 350mm	
	Grating	Grating 1800 lines/mm, scintillation wavelength 250nm	
	Spectral Bandwidth (nm)	0.1、0.2、0.4、0.7、1.4、2nm Automated slit selection	
	Wavelength Range (nm)	185-900nm	
	Wavelength Accuracy (nm)	0.20 nm	0.15nm
	Wavelength repeatability (nm)	≤0.10nm	≤0.05nm
	Spectral bandwidth deviation	±0.02 nm	
	Lamp Stand	8	
	Element lamp type	Cu lamp, Cd lamp(Standard accessory) Other element lamp is optional accessory	
Photometric performance	Reading Mode	Transmittance, absorbance, concentration	
	Photometric Range	0-125%，-0.1-3.00A	
	Static Baseline Drift (Cu)	±0.003A/30min	±0.003A/30min
	Dynamic Baseline Drift (Cu)	±0.005A/15min	±0.005A/15min
	Background Correction	Deuterium lamp≥ 40x (1Abs), self-priming≥ 80x (1Abs) (optional)	Deuterium lamp≥ 40x (1Abs), self-priming≥ 80x (1Abs) (optional)
Flame System	Characteristic Concentration （Cu）	≤0.035ug/ml	≤0.035ug/ml
	Detection Limit（Cu）	≤0.006ug/ml	≤0.004ug/ml
	Repeatability（Cu）	RSD≤0.6%	RSD≤0.5%
	Acetylene Flow Control	Auto 12-Level	
	Air Assist Control	Auto 4-Level	
	Burner lift	Automatic lifting	
Graphite Furnace	Characteristic Amount	Cd≤0.8pg,Cu≤20pg	Cd≤0.8pg,Cu≤20pg
	Detection Limit	Cd≤1.0pg,Cu≤10pg	Cd≤0.8pg,Cu≤5pg
	Repeatability（Cd）	RSD≤3%	RSD≤2.5%
	Heating range of graphite furnace	Room temperature-3000℃	
	High power heating range	1500-3000℃	
	Slope and holding time	1s-255s	
	Heating rate	Maximum heating rate 2000°C/s	
	Atomization heating mode	Light-controlled heating, Time-controlled heating, General heating	
	Protective gas flow outside pipe	1 L/min	
	Protective gas flow inside pipe	4-speed adjustable (0, 50, 200, 250ml/min flow)	
	Safety Protection	Cooling water flow, Protective gas pressure, Furnace body temperature, Power supply temperature, Graphite furnace installation alarm	
Data Processing	Measuring method	Measuring method	
	Concentration calculation method	Concentration calculation method	
	Repeat measurement times	Repeat measurement times	
	Report printing	Report printing	
Other	Computer	External connect	
	Ambient Temp	10℃-30℃	
	Ambient Humidity	40%-85%	
	Power Supply	220V, 50/60HZ	
	External Size (W*D*H)(mm)	830x650x560	
	Shipping Size (WxDxH)(mm)	1000x780x810	
	N.W./G.W. (kg)	110/130	
	Standard Accessory	Software, Cd Hollow cathode lamp, Pipette	
	Optional Accessory	Computer, Printer, Autosampler, Recirculating cooling water system	

BAWEN MEDICAL EQUIPMENT

UV-VIS Double Beam Spectrophotometer



Description

1. Double Beam photometry system, combined with advanced circuit measurement and control system, makes the instrument highly stable and extremely low noise.

2. The newly designed excellent optical system and high-performance holographic blazed grating ensure low stray light of the instrument, allowing the instrument to operate stably at all wavelengths at four decimal places for absorbance values (2 decimal places for transmittance values).

3. Fully automatic control system and advanced design concepts ensure that the instrument has high reliability and stability.

4. The detachable structure of the sample chamber design makes it easy to replace different accessories to meet different analysis needs.

5. The spacious open light source room design makes light source replacement more convenient.

6. Imported components are used in key parts to ensure high reliability of instrument performance.

7. The Chinese and English operating software developed under the Windows environment provides a wealth of unique color measurement analysis functions.

Advantage

1. Photometric measurement: It can measure transmittance and absorbance at 1 to 6 wavelengths at the same time.

2. Spectral measurement: Perform spectrum scanning of transmittance, absorbance and energy within the wavelength range, and perform various data processing such as peak and valley detection, derivative calculation, spectrum calculation, etc.

3. Quantitative measurement: Single wavelength, dual wavelength, three wavelength and multi-wavelength measurement 1 to 9 point working curve (1 to 4 times) regression.

4. Kinetic measurement: time scan of transmittance and absorbance at any set wavelength and various data calculations can be performed.

5. Data output: data files and parameter files can be accessed, and measurement results are output in standard and universal data file formats.

Specification

Model	SP-DUV1900	SP-DUV1901	SP-DUV1901P
Wavelength Range	190-1100nm		
Wavelength Accuracy	±0.1nm (at 656.1nm), ±0.3nm full area		
Wavelength Repeatability	≤0.1nm		
Bandwidth	2nm	1nm	0.5/1.0/2.0/4.0/5.0nm adjustable
Photometric Accuracy	±0.002A(0-0.5A),±0.004A(0.5-1A),±0.2%T(0-100%)		
Photometric Repeatability	±.001A(0-0.5A),±0.002A(0.5-1A),≤0.15%T(0-100%)		
Stray Light	≤0.02%T		
Stability	±0.0004A (at 500nm)		
Baseline Straightness	±0.0004A		
Way of Working	T,A,C,E		
Photometric Range	0-200%T,-4-4A		
Data Output	USB port		
Printout	Parallel port		
Display	320×240 high-brightness, large-screen LCD		
Light Source	Imported long-life tungsten lamps and deuterium lamps		
Detector	Imported silicon photodiodes		
Consumption	120W		
Power Supply	AC 220/110V, 50/60Hz		
Shipping Size(WxDxH）(mm)	800×645×365		
N.W./G.W.(kg)	21/26		

BAWERS MEDICAL EQUIPMENT

UV-VIS Double Beam Spectrophotometer



Description

Brand-new optical path design, internationally purchased preferred accessories, and superior instrument performance can greatly meet the analytical needs of the most professional users. It can be widely used in scientific research and production in various fields such as organic chemistry, biochemistry, pharmaceutical analysis, food inspection, medicine and health, environmental protection, life sciences, etc.

Advantage

1. 7-inch TFT large screen true color LCD display, Omron light touch buttons, more comfortable to use, and will not be damaged after tens of millions of uses. The super large screen display directly displays various scanning curves and maps.

2. Supports U disk storage. No professional auxiliary software is required to open and edit data. It supports excel, txt format, and picture format, and can output four formats: *.csv, *.qua. *.tet, *.bmp.

3. Data output: equipped with RS-232C serial port (printing), USB drive (online), USB HOST (connected to U disk), and standard 16GB memory.

4. The first in the industry to use the advanced ARM11 processor, which can store 2,000 test data or 500 working curves.

5. Suspension optical system design, strengthened thickened aluminum base plate design, eliminates the impact of vibration or deformation on the optical system; double-layer design, completely separates each circuit part of the optical path, improving the resolution and stability of the instrument.

6. The instrument uses a photoelectric signal detection device to make the signal-to-noise ratio of the instrument lower and the instrument more stable.

7. The optional built-in fully automatic sampling flow path system greatly facilitates customer use.

8. The optional rotary 8-link automatic cuvette holder ensures that the light is completely centered when passing through the cuvette, improving instrument performance.

Specification

Model	SP-DUV2600	SP-DUV2600S	SP-DUV2601
Optical System	Double Beam 1200 lines/mm holographic grating		
Bandwidth	2.0nm	0.5/1/2/4/5nm adjustable	1.0nm
Wavelength Range	190—1100nm		
Wavelength Accuracy	±0.3nm		
Wavelength Repeatability	≤0.1nm		
Wavelength Resolution	0.1nm		
Display	7-inch 800×480 color graphic LCD monitor		
Stray Light	≤0.1%T at 420nm, ≤0.05%T at 220nm, 340 nm		
Noise	0%≤0.05%T、100%≤0.1%T		
Photometric Range	0-200%T，-3-3A，0-9999C（0-9999F）		
Photometric Accuracy	±0.3%T		
Transmittance Repeatability	≤0.1%T		
Baseline Straightness	±0.001Abs		
Light Source	Deuterium lamp, tungsten lamp		
Output	RS-232C serial port (printing), USB drive (online), USB HOST (connected to U disk)		
Processor	Cotex_M3 main frequency 120MHz		
Consumption	120W		
Power Supply	AC 220/110V, 50/60Hz		
Shipping Size(WxDxH）(mm)	800×645×365		
N.W./G.W.(kg)	21/26		

BAWEBS MEDICAL EQUIPMENT

UV-VIS Double Beam Spectrophotometer



Description

Brand-new optical path design, internationally purchased preferred accessories, and superior instrument performance can greatly meet the analytical needs of the most professional users. It can be widely used in scientific research and production in various fields such as organic chemistry, biochemistry, pharmaceutical analysis, food inspection, medicine and health, environmental protection, life sciences, etc.

Advantage

1. 7-inch TFT large screen true color LCD display, Omron light touch buttons, more comfortable to use, and will not be damaged after tens of millions of uses. The super large screen display directly displays various scanning curves and maps.

2. Supports U disk storage. No professional auxiliary software is required to open and edit data. It supports excel, txt format, and picture format, and can output four formats: *.csv, *.qua. *.tet, *.bmp.

3. Data output: RS-232C serial port (printing), USB drive (online), USB HOST (connected to U disk), standard 16GB memory.

4. The first in the industry to use the advanced ARM11 processor, which can store 2,000 test data or 500 working curves.

5. Suspension optical system design, strengthened thickened aluminum base plate design, eliminates the impact of vibration or deformation on the optical system; double-layer design, completely separates each circuit part of the optical path, improving the resolution and stability of the instrument.

6. The instrument uses a photoelectric signal detection device to make the signal-to-noise ratio of the instrument lower and the instrument more stable.

7. The optional built-in fully automatic sampling flow path system greatly facilitates customer use.

8. The optional rotary 8-link automatic cuvette holder ensures that the light is completely centered when passing through the cuvette, improving instrument performance.

Specification

Model	SP-DUV2602	SP-DUV2602S
Display	7-inch 1024×600 color LCD screen	
Optical System	Double Beam, CT monochromator	
Button	Omron long life buttons	
Light Source	Imported deuterium lamp tungsten lamp	
Receiver	Imported photodiodes	
Bandwidth	2nm	0.5/1/2/4/5nm adjustable
Stray Light	0.05%（220nm）	
Wavelength Accuracy	Full wavelength 0.3nm (656.1nm0.1nm)	
Wavelength Repeatability	0.1nm	
Transmittance Accuracy	0.3%T	
Photometric Method	Transmittance/Absorbance/Concentration/Energy	
Data Interface	RS-232C、USB drive、USB HOST	
Consumption	120W	
Power Supply	AC 220/110V, 50/60Hz	
Shipping Size(WxDxH）(mm)	800×645×365	940×740×510
N.W./G.W.(kg)	21/26	32/49



Advantage

1. Dual-beam system, dual detectors, the use of high-performance imported grating, lower stray light, more reliable, stable, analysis and more accurate.

2. Equipped with 10-inch touch screen, built-in 32G memory, support for Bluetooth connection.

3. Built-in mainframe can enter the calibration curve.

4. Adopts the suspension design of the optical system, 16mm thick aluminum non-deformation base to prevent deformation.

5. Powerful storage function, can be directly connected to the printer for A4 format data and graphics printing.

6. With automatic start function, calibration, and system positioning function.

7. Can export data to U disk.

Specification

Model	SP-DUV8000	SP-DUV8000I
Wavelength range	190-1100nm	
The spectral bandwidth	1.8 nm	0.5, 1.0 2.0, 4.0nm
Wavelength Accuracy	±0.1nm(D2 656.1nm),±0.3 nm full range	
Stray light	0.03% T @ 220 nm, 360 nm	
Wavelength Repeatability	≤0.1nm	
Photometric Accuracy	±0.2T(0-1009%T)	
	±0.002Abs(0-0.5Abs)	
	±0.004Abs(0.5-1.0Abs）	
Photometric Repeatability	≤0.05%6T(0-100%6T)	
	0.001Abs(0-0.5Abs)	
	0.002Abs(0.5-1.0Abs)	
Stability	±0.0004A/h@500nm	
Photometric Range	0-200%T, -0.3-3.0A, 0-9999C	
Baseline flatness	±0.001A	
Noise	±0.0004A	
Display	800x480 touch screen	
Data Output Port	USB	
Print Port	USB Port	
Light source	Tungsten Lamp & Deuterium Lamp	
Power Supply	AC220V/50Hz or 110v/60Hz	
Detector	Silicon Photodiode	
External Size(W×D×H)(mm)	630x430x210	
Shipping Size(W×D×H)(mm)	850x650x450	
N.W./G.W. (kg)	28/38	

UV-VIS Double Beam Spectrophotometer



Advantage

1.7-inch color display screen, the large screen displays various scanning curves and charts, allowing users to complete all measurement needs without the help of a computer.

2.Large-capacity sample chamber design, optional 8-row automatic disc rotating sample rack and 5-row ultra-wide sample rack.

3.New optimized self-aligning CT optical path design and fully sealed optical path design ensure the measurement accuracy and stability of the instrument.

4.High-precision, integrated sine mechanism, reliable guarantee of accurate wavelength.

5.Automatic light source adjustment design and automatic positioning ensure that the instrument optical system is in the best condition.

6.Suspension optical system design eliminates the impact of vibration or deformation on the optical system

7. User-measured data can be directly exported to a USB flash drive. No professional auxiliary software is required to open and edit the data. Excel, TXT, and picture formats can be supported (four formats can be output: .CSV, .qua, .tet, . bmp), it is convenient for users to edit experimental reports directly on PC, which greatly saves the space of university experimental benches and makes it convenient for users to use.

8. The first in the industry to use the advanced 32-bit Cortex_M3 processor with a main frequency of 120M. The instrument can store 5,000 test data or 500 working curves internally.

9. The instrument comes standard with 8GB memory, which can store a large amount of test data; the instrument is equipped with a printing interface (232), a HOST USB interface, and a standard USB (A) interface.

10. 2000-hour ultra-long life light source. The instrument automatically switches the light source according to measurement needs and automatically records the usage time of the light source. The socket-type light source simplifies the replacement operation.

11.1200 lines/mm high-efficiency planar holographic grating, ultra-low stray light.

12. The extra large sample chamber and diverse accessories selection facilitate users' various measurement needs.

13. Can be directly connected to the printer to output measurement charts and data

14. Powerful PC function software.

Specification

Model	SP-DUV5000	SP-DUV6000	SP-DUV5000P	SP-DUV6000P	SP-DUV5000SP	SP-DUV6000SP
Display	7-inch 1024×600 color LCD screen					
Optical System	Proportional Double Beam detection	Double Beam	Proportional Double Beamdetection	Double Beam	Proportional Double Beam detection	Proportional Double Beam detection
Wavelength Range	190-1100nm					
Wavelength Accuracy	±0.3nm					
Wavelength Repeatability	0.1nm					
Wavelength Resolution	0.1nm					
Bandwidth	1.8nm	1.8nm	1nm	1nm	0.5/1/2/4nm	0.5/1/2/4/5nm
Stray Light	At 220nm, 360nm, ≤0.03%T					
Photometric Range	0-200%T，-3-3A,0-9999C（0-999F）					
Photometric Accuracy	±0.3%					
Baseline Straightness	±0.001nm					
Data Storage	Standard 8GB memory					
Data Output	RS-232C serial port (printing), USB drive (online), USB HOST (connect to U disk)					
Processor	Cortex_M3 clocked at 120Mhz					
Consumption	120W					
Power Supply	AC 220/110V, 50/60Hz					
Shipping Size(WxDxH）(mm)	800×645×365					890×690×510
N.W./G.W.(kg)	21/26					31/47

BAWERS MEDICAL EQUIPMENT

UV-VIS Double Beam Spectrophotometer

UV-VIS Double Beam Spectrophotometer







Description

SP-DUV560, SP-DUV580, SP-DUV590 dual beam UV-VIS spectrophotometer is a basic instrument for quality control and scientific research, which can be widely used in the fields of medicine and health, drug sensitivity test, environmental monitoring, biochemistry, and so on.

Advantage

1. 7-inch color touch screen, easy to operate
2. Long-life environmentally friendly deuterium lamp tungsten filament;
3. Data can be exported to U disk, which makes it easy to transfer data, and can be connected to the printer, direct printing.
4. GLP self-test function
5. Adopt SiO 2 coated optics, fully reduce external contamination.
6. High precision optical system design
7. The upgrade package can be downloaded from the AOE website, with serial number, support U disk one-key upgrade.

Specification

Model	SP-DUV560	SP-DUV580	SP-DUV590
Optical System	Double Beam, grating 1200 lines/mm		
Wavelength Range	190-1100nm		
Spectrum Bandwidth	1.8nm	1nm	0.5/1/2/4/5nm
Wavelength Accuracy	±0.3nm		
Wavelength Repeatability	≤0.2nm		
Photometric Accuracy	±0.002A(0-0.5Abs), ±0.004A(0.5-1.0Abs), ±0.3%T(0-100%T)		
Photometric Repeatability	0.001Abs(0-0.5Abs), 0.002Abs(0.5-1.0Abs), ≤0.2%T(0-100%T)		
Stray Light	≤0.04T@360nm; 220nm		
Stability	±0.0003A/h@ 500nm		
Baseline Flatness	±0.0005A		
Sound Emission	±0.0002Abs		
Display	65 thousand true color 7 inch TFT LCD(480x800)		
Photometric Mode	T/A/C/E		
Photometric Range	0-200%T.0.301-3.0A		
Detector	Silicon photodiode		
Light Source	Deuterium lamp,tungsten lamp		
Input	Membrane keypad		
Output	USB-Ax2 print and data output USB-B connect PC		
Compartment Optional	8 Auto cell holder, solid sample holder, micro cell holder,10-100mm cell holder		
External Size(W×D×H)(mm)	740×570×440		
Shipping Size(W×D×H)(mm)	760x580x460		
N.W./G.W. (kg)	25/30		

UV-VIS Double Beam Spectrophotometer



Advantage

1. Double beam design prevents circuit fluctuation and stray light and ensures the instrument's reliability.

2. Can operatee many functions directly on PC.

3. A 5200mm long optical path greatly improves the resolution.

4. 16mm optical base ensures the stability of the instrument.

5. All baselines, wavelengths and dark current can be automatically calibrated.

6. Equipped with a USB port to connect with the PC, easy to realize data transmission.

Description

SP-DUV9000 series are wide-screen dual-beam spectrophotometers. They are the best choice for high quality spectrophotometers.

Specification

Model	SP-DUV9000	SP-DUV9000I	SP-DUV9000II
Optical System	Double Beam, 1200 Lines/mm Grating)		
Wavelength Range	190-1100nm		
Bandwidth	1.8nm	1.0nm	0.5/ 1.0/ 2.0/ 4.0 nm
Wavelength Accuracy	±0.1nm(D2 656.1nm), ±0.3nm@all		
Wavelength Repeatability	0.2nm		
Photometric Accuracy	±0.2%T(0-100%T)		
Photometric Repeatability	≤0.1%T(0-100%T)		
Photometric Range	-0.3-3A		
	0-200%T		
	0-9999C		
Stability	± 0.001A/h @ 500nm		
Baseline Flatness	± 0.001A/h		
Noise	± 0.0005A/h		
Stray Light	≤0.03%T @ 220nm,360nm		
Data Output Port	USB		
Printer Port	Parallel Port		
Display	320x240 Dots LCD		
Lamps	Tungsten Lamp & Deuterium Lamp		
Detector	Silicon Photodiode		
Power Supply	AC 220V/50Hz or 110V/60Hz		
External Size(W×D×H)(mm)	625x430x206		
Shipping Size(W×D×H)(mm)	850x650x450		
N.W./G.W. (kg)	30/40		

Photomultiplier Tube Double Beam UV-VIS Spectrophotometer



Description

Newly developed and introduced photomultiplier tube series double-beam UV-visible spectrophotometer series. The new optical path design and sensitive photomultiplier tube receiver can be widely used in scientific research and production in various fields such as organic chemistry, biochemistry, pharmaceutical analysis, food inspection, medicine and health, environmental protection, life sciences, etc.

Advantage

1.7-inch 1024×768 Omron buttons and large-screen display directly display various scanning curves and charts, allowing users to complete all measurement needs without the help of a computer.

2. Supports U disk storage, which is convenient for users to use. User-measured data can be directly exported to U disk. It supports excel, txt format, and picture format. It can output four formats: *.csv, *.qua. *.tet, *.bmp.

3. Data output: RS-232C serial port (printing), USB drive (online), USB HOST (connected to U disk), standard 32GB memory.

4. The first in the industry to use the advanced 32-bit Cortex_M3 processor with a main frequency of 120M. The instrument can store 5,000 test data or 500 working curves internally.

5. Suspension optical system design, strengthened thickened aluminum base plate design, eliminates the impact of vibration or deformation on the optical system; double-layer design, completely separates each circuit part of the optical path.

6. The instrument uses a photoelectric signal detection device to make the signal-to-noise ratio of the instrument lower and the instrument more stable.

Specification

Model	SP-DUV6PT	SP-DUV6SPT
Display	7-inch 1024×768 Omron buttons	
Optical System	Double Beam, CT proportional detector	
Light Source	Imported deuterium tungsten lamp	
Receiver	High performance Hamamatsu photomultiplier tube receiver	
Stray Light	0.01%（220nm）	
Bandwidth	2nm	0.1-5nm adjustable
Wavelength Accuracy	Full wavelength 0.3nm (656.1nm0.1nm)	
Wavelength Repeatability	0.1nm	
Stability	0.0002A（500nm）	
Transmittance Accuracy	0.3%T	
Photometric Method	Transmittance/Absorbance/Concentration/Energy	
Data Interface	RS-232C、USB drive、USB HOST	
Consumption	120W	
Power Supply	AC 220/110V, 50/60Hz	
Shipping Size(WxDxH）(mm)	790×790×480	
N.W./G.W.(kg)	34/56	

UV-VIS Double Beam Spectrophotometer



SP-DUVU8



SP-DUVU9

Description

This instrument uses a pulse xenon lamp as the light source. The instrument can be used normally for at least 7 years without replacing the light source. We adopt original optical, circuit, structural design, advanced process specifications and strict quality management system, microcomputer control and data processing, large-screen color display, graphical interface operation and humanized menu prompts.

Advantage

1. Quick and convenient, the instrument is ready to use without preheating. The instrument uses a pulse xenon lamp as a light source, and a pulse xenon lamp that flashes 1 billion times can last for 7 years.

2.7-inch TFT large screen true color LCD display, Omron touch button, the large screen display directly displays various scanning curves and maps.(T-U8)

10.1-inch color touch screen, the large screen display directly displays various scanning curves and maps, allowing users to complete all measurement needs without the help of a computer.(T-U9)

3. Supports U disk storage, which is convenient for users to use. User-measured data can be directly exported to U disk. It supports excel, txt format, and picture format. Four formats can be output: *.csv, *.qua. *.tet, *.bmp.

4. Data output: Equipped with RS-232C serial port (printing), USB drive (online), USB HOST (connected to U disk), and standard 32GB memory.

5. The first in the industry to use the advanced 32-bit Cortex_M3 processor with a main frequency of 120M. The instrument can store 5000 test data or 500 working curves internally.

6. Suspension optical system design, strengthened thickened aluminum base plate design, eliminates the impact of vibration or deformation on the optical system; double-layer design, completely separates each circuit part of the optical path.

7. The instrument uses a photoelectric signal detection device to make the signal-to-noise ratio of the instrument lower and the instrument more stable.

8. Chinese and English dual system mode, convenient for customers to use. (T-U8)

9. The optional rotating 8-link automatic cuvette holder ensures that the light is completely centered when passing through the cuvette, improving instrument performance.(T-U8)

Specification

Model	SP-DUVU8	SP-DUVU9
Display	7-inch 1024×768 high-resolution color LCD screen	10.1-inch 1024×800 color capacitive touch screen
Optical System	Double Beam, built-in reference monitor	
Light Source	flash xenon lamp	
Detector	silicon photodiode	
Bandwidth	1nm or 2nm optional	
Wavelength Range	190-1100nm	
Wavelength Accuracy	±0.3nm	
Wavelength Repeatability	0.1nm	
Wavelength Resolution	0.1nm	
Stray Light	≤0.05%T at 220nm, 360 nm	
Photometric Accuracy	±0.3%T	
Photometric Method	Transmittance/Absorbance/Concentration/Energy	
Analyzing Software	Support	
Sample Room	/	Automatic 8-joint pool
Consumption	120W	
Power Supply	AC 220/110V, 50/60Hz	
Shipping Size(WxDxH）(mm)	800×645×365	
N.W./G.W.(kg)	21/26	

BAWERS MEDICAL EQUIPMENT

UV-VIS Double Beam Spectrophotometer

Fluorescence Spectrophotometer







Fluorescence Spectrophotometer

Description

The SP-FL93/93I fluorescence spectrophotometer provides a precision analytical method with high sensitivity, selectivity, and a wide linear range of operating curves. It is commonly used in medical analysis, biochemistry, pharmaceutical science, environmental monitoring and other industries. It is the instrument of choice in the field of trace analysis.

Advantage

1. The emission monochromator adopts 1200 lines of diffraction grating. Its large aperture and aspherical reflector produce ultra-high sensitivity.

2. The EX lamp adopts a long-life, cold light source LED that matches the center wavelength of 365nm, which is easy to maintain and has no thermal pollution.

3. With automatic zeroing and automatic background deduction.

4. With an interface, it is more convenient to transmit data, store, record, and draw standard working curves;

5. Excellent quality and high safety, especially for education and laboratory.

6. Eight levels of sensitivity adjustment, real-time fluorescence reading display accurately measure the small changes in the sample.

Specification

Model	SP-FL93	SP-FL93I
Light source: LED	365nm	365nm, 376nm, 392nm, 405nm
Bandwidth	12nm	
Wavelength of LED	Within 360-600nm	
Emission monochromator	360-650nm (C-T diffraction grating)	
Wavelength accuracy	±2nm	
Wavelength repeatability	≤1nm	
Sensitivity	1×10-9 g/ml	
Linearity deviation	≤±3.0%	
Power Supply	220V±22V 50Hz±1Hz	
Interface	RS232 serial port	
Printer	Serial printer/Jet printer (for PC)	
External Size(W×D×H)(mm)	450×420×280	
Shipping Size(W×D×H)(mm)	470X440X300	
N.W./G.W. (kg)	7/10	

Specification

Model	SP-FL96
Excitation light source	High brightness LED
Excitation LED	250nm ~ 600nm(LED)
	EX wavelength standard set: 365nm,376nm,392nm,405nm
Emission monochromator	C-T configuration diffraction grating monochromator
	Emission wavelength range (EM): 200nm-650nm, Bandwidth: 10nm
	(Extend the monochromator to Em200-900 is optional.)
	Emission wavelength accuracy: ± 1nm
S/N ratio	Emission wavelength reproducibility: ≤ 0.5nm
	S/N≥90(Using 1cm quartz sample cell, measure the signal
Detection limit	noise ratio of Raman spectrum of water)
Linearity (γ)	1×10-10 g/ml quinine sulfate solution
Repetitive peak intensity	≥0.995
Zero drift	≤1.5%
Upper limit change of indicating	≤0.3(within 10min)
value	≤1.5% (Within 10 minutes) (displaying value≥50)
Power Supply	220V±22V; 110V±22V
External Size(W×D×H)(mm)	442×392×250
Shipping Size(W×D×H)(mm)	535x500x380
N.W./G.W. (kg)	10/15

Fluorescence Spectrophotometer







Advantage

1. Provides wavelength, time scanning (kinetic analysis) and quantitative analysis functions.

2. 365nm excitation wavelength Raman peak S/N≥150 for water in 1cm quartz fluorescence cuvette High-performance sensitivity simplifies the measurement of low detection samples.

3. 17 levels of gain adjustment are selectable for emission spectrum scanning, including high-speed low signal-to-noise ratio scanning and precision scanning. Full spectrum scanning can be completed within 1 second.

4. Intelligent pre-scan function for fast detection of spectral information of unknown samples. And it can automatically ignore the effect of scattering peaks and harmonic peaks.

5. Support offline mode and online mode.

6. 150W xenon lamp and power supply to ensure high stability and a wide spectral range of testing.

7. The normalization feature of fluorescence value can make the results of different fluorescence comparable.

8. Optional PC qualitative and quantitative software package with expandable time scanning, wavelength scanning, graphical calculation and storage access.

Description

SP-FL96P fluorescence spectrophotometer is so sensitive that it has become an important analytical method in measurement analysis.

Specification

Model	SP-FL96P
Light source	Hamamatsu 150W Xenon lamp
Exciting optical filters	Interference optical filter
Emission monochromator	C-T diffraction grating
Emission wavelength	200-900nm
Emission bandwidth	10nm
Sensitivity	S/N≥150（P-P）
Linear	≥0.995
Stability	better than 1.5%/10min
Power Supply	220V±22V 50Hz±1Hz
Response time	(0.1-4)s 6 stages adjustable
Fluorescence display value	0.00-600.00
Data transmission	USB 2.0
External Size(W×D×H)(mm)	442×392×250
Shipping Size(W×D×H)(mm)	535x500x380
N.W./G.W. (kg)	10/15

BAWERS MEDICAL EQUIPMENT

Fluorescence Spectrophotometer



Advantage

1.Ultra-fast scanning at 48000nm/min, only 1 second to obtain the classical fluorescence spectra

2.Ultra-wide spectral measurement range of 200nm-200nm

3.Equipped with laser dual beam ratio monitoring system

4.Hamamatsu's high-quality xenon light source and photomultiplier detector and instrument provide sufficient light intensity signal and detection sensitivity.

5.Built-in optical gate designed for unstable samples

Description

SP-FL97 Fluorescence Spectrophotometer is a new generation of high-performance molecular luminescence analyzer. The product has a compact structure characterized by fast detection scanning speed, high dynamic range, wide spectral measurement range, high sensitivity and fast 3D scanning. It can quickly meet the requirements of biochemical and clinical testing, drug analysis, material research, food safety testing and other fields.

Specification

Model	SP-FL97	SP-FL97XP	SP-FL97P
Excitation Source	150W xenon lamp(Hamamatsu)		
Excitation Wavelength	200nm-900nm		
Emission Wavelength	200nm-900nm		
Excitation Slit	10nm	2nm, 5nm, 10nm, 20nm	
Emission Slit	10nm	2nm, 5nm, 10nm, 20nm	
Wavelength Accuracy	±1.0nm	±0.4nm	±1.0nm
Wavelength Repeatability	≤0.5nm	≤0.2nm	≤0.5nm
Signal-to-Noise Ratio	S/N≥150 (10nm Slit)(P-P)	S/N≥200(10nm Slit)(P-P)	S/N≥150(10nm Slit)(P-P)
	S/N≥1000 (10nm Slit)(RMS)	S/N≥1200 (10nm Slit)(RMS)	S/N≥1000 (10nm Slit)(RMS)
	S/N≥10000 (10nm Slit)(RMSBG)	S/N≥12000 (10nm Slit)(RMSBG)	S/N≥10000 (10nm Slit)(RMSBG)
Limit	≤1×10-10 g/ml (Quinine Sulfate Solution)	≤5×10-11 g/ml (Quinine Sulfate Solution)	≤1×10-10 g/ml (Quinine Sulfate Solution)
Linearity	γ≥0.995		
Peak Repeatability	≤1.5%		
Stability(10min)	Zero Drift : ±0.3		
	Value Limit : ±1.5%		
Wavelength Scan Speed	Multi-speed Level, Maximum at 48000nm/min		
Photometric Quantity Range	0.00-10000.00		
Data Transmission	USB2.0		
Power	200W		
Power Supply	AC 220V/50Hz 110V/60Hz		
External Size(W×D×H)(mm)	380×445×310		
Shipping Size(W×D×H)(mm)	535x500x380		
N.W./G.W. (kg)	12/15		





Description

SP-FL98 fluorescence spectrophotometer is designed for high-performance experiments or testing.Horizontal slit optical design with excellent luminescence detection efficiency and high signal-to-noise ratio.

Advantage

1. Bandwidth 1/2/5/10/20nm adjustable
2. Fluorescence quantum yield accessory available
3. Wavelength scanning speed up to 60000 nm/min
4. The software provides a synchronized scanning function
5. Built-in frequency filter provides sufficient light intensity signal
6. Photomultiplier detector ensures detection sensitivity

Specification

Model	SP-FL98
Excitation Source	150W xenon lamp (Hamamatsu)
Excitation Wavelength	200nm-900nm
Emission Wavelength	200nm-900nm
Excitation Slit	1nm/2nm/5nm/10nm/20nm
Emission Slit	1nm/2nm/5nm/10nm/20nm
Wavelength Accuracy	±0.4nm
Wavelength Repeatability	≤0.2nm
Signal-to-Noise Ratio	S/N≥350(P-P), S/N≥1000(RMS)
Limit	≤5×10-11 g/ml (Quinine Sulfate Solution)
Linearity	γ≥0.995
Peak Repeatability	≤1.5%
Wavelength Scan Speed	Multi-speed Level, Maximum at 60000nm/min
Minimum sample size	0.5mL (Using a standard 10mm square sample cell)
Octave filter	Build in Octave filter
Photometric Quantity Range	-9999-9999
Response Time	0.02/0.1/0.5/1/2/4/8 s，Auto adjust
Data Transportation	USB 2.0
Power	200W
Power Supply	AC 220V/50Hz；110V/60Hz
External Size(W×D×H)(mm)	610×460×365
Shipping Size(W×D×H)(mm)	790x670x530
N.W./G.W. (kg)	21/47

Flame Photometer



Advantage

1.7-inch color touch screen

2.Direct reading of concentration

3.Flameout protection device

4.Automatic calculation of correlation coefficients

5.Supports cloud connectivity, PC connection and printing

Specification

Model		SP-FPI6440	SP-FP6432	SP-FPI6431	SP-FPI6430	SP-FPI6410	SP-FP6400
Display		7-inch color touch screen					
Display Results		Concentration value/Energy					
Reading Range		0.000-9999/0-65535					
Testable		K, Na, Li, Ca	K, Na, Ba	K, Na, Ca	K, Na, Li	K, Na	K, Na
Channel Qty		4	3	3	3	2	2
Range (ppm)	K	0-200	0-200	0-200	0-200	0-200	0-200
	Na	0-200	0-200	0-200	0-200	0-200	0-200
	Li	0-200	/	/	0-200	/	/
	Ca	0-1000	/	0-1000	/	/	/
	Ba	/	0-3000	/	/	/	/
Detection Limit (ppm)	K	≤0.16					
	Na	≤0.18					
	Li	≤0.105	/	/	≤0.105	/	/
	Ca	≤2	/	≤2	/	/	/
	Ba	/	≤0.6	/	/	/	/
Linear Error	K	≤0.2					
	Na	≤0.7					
	Li	≤0.147	/	/	≤0.147	/	/
	Ca	≤3	/	≤3	/	/	/
	Ba	/	≤9	/	/	/	/
Response Time		<8s					
Sample Uptake		<6ml/min					
Stability		<3% drift over 15s when continuous sampling					
Reproducibility		<3% coefficient of variation for 7 consecutive samples					
Curve Graph		Yes	Yes	Yes	Yes	No	No
Bluetooth printer		Yes					Optional
Output		USB port					
Standard Accessory		Air compressor					
Power Supply		AC 220/110V, 50/60Hz					
External Size(WxDxH)(mm)		480x260x330					
Shipping Size(WxDxH)(mm)		710x380x515					
N.W./G.W.(kg)		16/20					





Specification

Model		SP-FP6450	SP-FP6440	SP-FP6431	SP-FP6430	SP-FP6410	SP-FP640
Operation mode		7- inch color touch- screen					
Display value		Concentration value					Optical power
Data range		0.000-999.9				000.0-999.9	0000-9999
Testable		K, Na, Li, Ca, Ba	K, Na, Li, Ca	K, Na, Ca	K, Na, Li	K, Na	K, Na
Channel Qty.		5	4	3		2	
Range ppm	K	0-100					
	Na	0-160					
	Li	0-100		/	0-100	/	/
	Ca	0-1000		0-1000	/	/	/
	Ba	0-3000	/	/	/	/	/
LOD ppm	K	0.01					
	Na	0.01					
	Li	0.1		/	0.1	/	/
	Ca	2		2	/	/	/
	Ba	6	/	/	/	/	/
Linear error	K	0.195					
	Na	0.69					
	Li	0.15		/	0.15	/	/
	Ca	3		3	/	/	/
	Ba	9	/	/	/	/	/
Response time		<8s					
Sample uptake		<6ml/min					
Stability		< 3% drift over15s when continuously aspirating.					
Reproducbility		< 3% coefficient of variation for 7 consecutive samples					
Curve Graph		Display				/	/
Printer		Optional build-in thermal printer					/
COM		USB					/
Fuel		LPG					
Power Supply		AC220V±22V 50Hz±1Hz,250W					
External Size(W×D×H)(mm)		470x460x300					
Shipping Size(W×D×H)(mm)		570×560×400					
N.W./G.W. (kg)		15/20					

BAWERS MEDICAL EQUIPMENT

Microvolume UV-VIS Spectrophotometer



Advantage

1. 7 inch high-definition capacitive touch screen can also detect no need to connect to the computer.

2. Detection wavelength range: 190-850nm

3. Basic measurement requires only a 0.5-2μL sample, even if high-concentration samples do not need to be diluted.

4. With OD600 optical path detection system and cuvette mode, it is convenient for bacteria, microorganisms and other culture fluid concentration detection.

5. Automatically detects the closure of the detection arm.

6. The detection speed is breakneck.

7. Sample without dilution

8. A Built-in printer can directly print the report.

9, xenon flash lamp life of up to 1 billion times (up to 10 years). You can use it directly without preheating.

10. Each sub-catalog can store 100,000 data.

11. Detection limit in fluorometer mode can be as low as 0.5 pg/μL (for SP-MUV1000I only).

Specification

Model			SP-MUV1000	SP-MUV1000I
Wavelength range			190-850nm	190-850nm
Sample capacity			0.5-2μl	0.5-2μl
Optical distance			0.05mmx0.2mm, 1.0mm (automatic switchover)	0.05mmx0.2mm, 1.0mm (automatic switchover)
Light source/life			Xenon lamp/109 times	Xenon lamp/109 times
Detector			2048 element linear CCD array	2048 element linear CCD array
Spectral bandwidth			2nm	2nm
Absorbed light accuracy			0.003Abs	0.003Abs
Absorbance accuracy			±1% (7. 332Abs at 260nm)	±1% (7. 332Abs at 260nm)
Absorbance range			(Equivalent to 10mm) 0.04-300A	(Equivalent to 10mm) 0.04-300A
Nucleic acid concentration range			2ng/μL dsDNA~	2ng/μL dsDNA~
			15000ng/ μL	15000ng/ μL
			dsDNA	dsDNA
Detection time			≤5 s	≤5 s
OD600	Absorbance range		0~4.000 Abs	0~4.000 Abs
	Absorbance stability		[0,3)≤0. 5%,	[0,3)≤0. 5%,
			[3,4) ≤1%	[3,4) ≤1%
	Absorbance repeatability		[0,3)≤0. 5%,	[0,3)≤0. 5%,
			[3,4) ≤1%	[3,4) ≤1%
	Absorbance accuracy		[0,3）< 0.005A+1%; [3 ， 4) ≤2%	[0,3)< 0.005A+1%; [3 ,4) ≤2%
Fluorescence detection			/	Excitation wavelength: 460nm Emission wavelength: 525nm
Fluorescence detection		Linearity	/	R2>0.995
	Repeatability		/	<1.5%
	Stability		/	<1.5%
Print			Built-in thermal printer	Built-in thermal printer
Data output mode			USB	USB
Material of sample base			Quartz optical fiber and high hard aluminum	Quartz optical fiber and high hard aluminum
Input voltage			VAC 100-240V; VDC 24V 2A	VAC 100-240V; VDC 24V 2A
Power Supply			<15W (Standby: 5W)	<15W (Standby: 5W)
External Size(W×D×H)(mm)			290x208x180	
Shipping Size(W×D×H)(mm)			500x430x290	
N.W./G.W. (kg)			3.2/5	

BAWEIPS MEDICAL EQUIPMENT

Microvolume UV-VIS Spectrophotometer

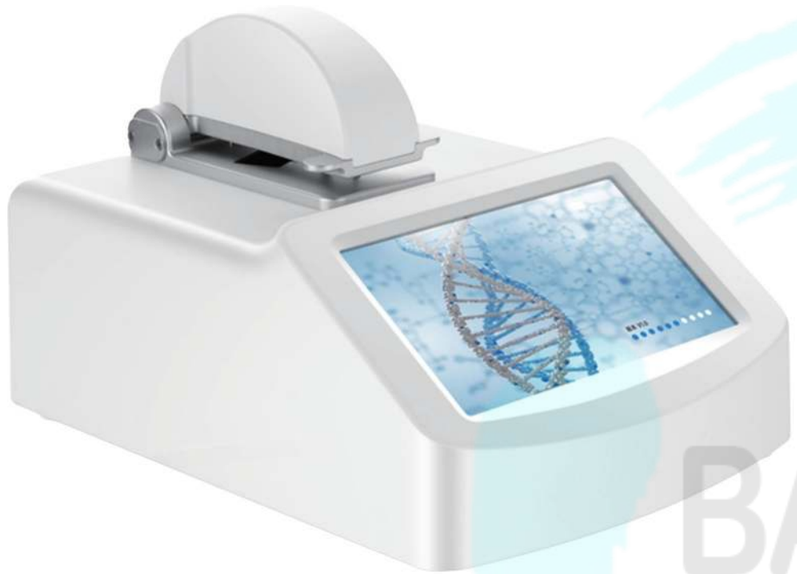

Description

It is an instrument for detecting DNA, RNA, and protein concentration. A sample volume of 0.5 to 2 μl is required for each measurement, allowing fast, accurate and reproducible micro-measurements without dilution. Accessories such as cuvettes or capillaries are not required. At the end of the measurement, you can wipe off the sample directly or use a pipette to retrieve it. The procedure is quick and easy. It can also detect the concentration of OD600 bacteria/microorganisms and other culture fluids.

Advantage

1. Can test 7-inch high-definition capacitive touch screen, stand-alone
2. Long-life LED light source assembly, mainly used for detecting nucleic acid concentration and purity.
3. Extremely fast testing speed. Samples can be tested at any time.
4. Long-life optical components, intelligent light source control system, no need to preheat.
5. Can store 100,000 data in each sub-catalog.
6. Detection limit as low as 0.5pg/μL in fluorometer mode (SP-MUV2000I only).

Specification

Model		SP-MUV2000	SP-MUV2000I
Wavelength range		Fixed wavelength: 260nm, 280nm	
Sample capacity		0.5-2 μL	
Optical path		0.2nm, 1.0mm	
Light source/life		UV LED/8000h	
Detector		UV silicon photocell	
Spectral bandwidth		8nm	
Absorbance	Precision	0.005Abs	
	Accuracy	±5ng or 2%	
	Range	0.2-100 (Equivalent to 10mn optical path)	
Nucleic acid concentration range		2-15000ng/μL dsDNA	
Detection time		5 s	
OD600	Absorbance range	0-4.000Abs	
	Absorbance stability	[0, 3)≤ 0.5%, [3,4)≤ 1%	
	Absorbance repeatability	[0, 3)≤ 0.5%, [3,4)≤ 1%	
	Absorbance accuracy	[0, 3)≤ 0.005A+1%, [3,4)≤ 2%	
Fluorescence detection		/	Excitation wavelength: 460nm, Emission wavelength: 525nm
Fluorescence detection	Linearity	/	R2>0.995
	Repeatability	/	<1.5%
	Stability	/	<1.5%
Print		Built-in thermal printer	
Data output method		USB	
Material of sample base		Quartz optical fiber and high hard aluminum	
Input voltage		VAC100-240V: VDC24V 2A	
Power Supply		<15W (Standby: 5W)	
External Size(W×D×H)(mm)		290x208x180	
Shipping Size(W×D×H)(mm)		500x430x290	
N.W./G.W. (kg)		2.8/4.5	

BAWELL MEDICAL EQUIPMENT

NIR Spectrophotometer





Advantage

1. No need to prepare samples. Easy to use.
2. Wavelength range is 900nm-2500nm.
3. The main part of the performance is the international leader.
4. Built-in high quality PTFE reference module for automatic reference calibration.
5. Equipped with polystyrene wavelength standard filter, automatic monitoring of wavelength to ensure accurate and stable measurement results.
6. Real-time monitoring of environmental temperature and humidity.

Specification

Model	SP-NIR430
Measurement	Transmission
Bandwidth	8nm
Wavelength Range	900nm-2500nm
Wavelength Accuracy	≤0.2
Wavelength Reproducibility	≤0.05
Stray Light	≤0.1%
Noise	≤0.0005 Abs
Analysis time	1 minute or above
Port	USB2.0
Power Supply	90-250V, 50/60Hz
Temperature Requirement	5-35 ℃
humidity Requirement	5-85 %RH
External Size(W×D×H)(mm)	360×460×240
Shipping Size(W×D×H)(mm)	530x500x380
N.W./G.W. (kg)	12/15





Advantage

1. There is no need to treat the sample before testing to protect the integrity of the sample.
2. 900nm-2500nm ultra-wide spectral range, fast analysis speed.
3. Core parts are all internationally famous brands
4. Built-in high-quality PTFE reference module automatic reference calibration to ensure the accuracy of measurement results.
5. Equipped with integrating sphere diffuse reflection system, large sampling spot and sample turntable
6. All tests use NIST traceable standards.
7. Liquid, powder, support particles, film and other forms of sample detection.
8. The instrument's real-time environmental temperature and humidity monitoring allows users to optimize the measurement conditions.
9. Simple operation and intuitive user interface.
10. Can establish authoritative and professional near-infrared quantitative and qualitative analysis models.

Specification

Model	SP-NIR450
Measurement Mode	The diffuse reflection sample cell
Detector	Japan hamamatsu cooled InGaAs
Spectral Bandwidth(nm)	12
Wavelength Range(nm)	900-2500 nm
Wavelength Accuracy(nm)	≤0.2
Wavelength Repeatability(nm)	≤0.05
Stray Light(%)	≤0.1
Absorbance Noise(Abs)	≤0.0005
Analysis Time	1min (adjustable)
Data Transmission Mode	USB2.0
Calibration Technology	MPLS Modified least squares regression calibration technology
	DPLS Spectrum identification and qualitative analysis technology
Item	Content
Power Supply	90-250V\50Hz (or 60Hz)
Ambient Temperature (℃)	5-35
Ambient Humidity (%RH)	5-85
External Size(W×D×H)(mm)	540×380×220
Shipping Size(W×D×H)(mm)	780x550x400
N.W./G.W. (kg)	18/25

BAWEPS MEDICAL EQUIPMENT

Ultra-Micro UV-VIS Spectrophotometer



SP-UMUV100



SP-UMUV100C

Description

Ultra-Micro UV-VIS Spectrophotometer is a full-wavelength Ultra-Micro UV-VIS Spectrophotometer. whether in the fields of scientific research, such as physics, chemistry, biology, medicine, materials science, environmental science, or in modern chemical engineering, medicine, environmental testing, metallurgy Production and management departments, Ultra-Micro UV-VIS Spectrophotometer have a wide range of important applications. Ultra-Micro UV-VIS Spectrophotometer is to use spectrophotometry to quantitatively and qualitatively analyze substances, The micro detection mode can be used to detect nucleic acids, micro nucleic acid arrays, pure protein detection, labeled protein detection, protein quantitative detection, microbial cell culture detection and Conventional microbial cell culture and Kinetic testing.

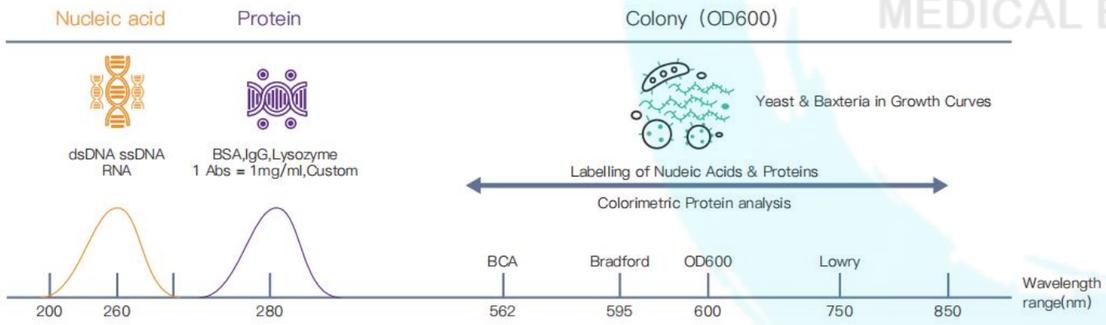

Advantage

1.Small size, easy to carry, very suitable for field testing.

2.It can be quickly upgraded by U disk, which is convenient for the instrument to update the software.

3.The detection concentration range is wide, and commonly used samples can be detected without dilution.

4.Has power-on self-test function, it can quickly and accurately judge whether there are impurities in the detection platform when the machine is started up.

5.The machine does not need to be warmed up, it can be detected after starting up, and the single detection time is about 5 seconds, and the detection is fast.

6.By forming a liquid column, the sample required for one test is as low as 0.5ul.

7.Colony detection can be performed in both cuvette and micro mode.

8.With cuvette measurement function, support kinetic detection. (SP-UMUV100C)

Specification

Model	SP-UMUV100
Test sample capacity	0.5~2μl
Light source	Xenon lamp
Detector	2048 linear CCD array
Optical Path	≤0.7mm
Wavelength Range	200~850nm
Wavelength Accuracy	<1nm
Wavelength Resolution	≤2nm
Light Absorption Range	0.04~300Abs (10mm)
Light Absorption Accuracy	0.002Abs (1mm)
Absorbance Accuracy	1%(0.76Abs at 256nm)
Detection Concentration Range	2~15000ng/μl(dsDNA)
Sample Base Material	304 stainless steel and quartz optical fiber
Measure Time	About 5s
Consumption	20W
Power Supply	12V, 5A
External Size(WxDxH)(mm)	197x327x181
Shipping Size(WxDxH)(mm)	520x280x360
Net Weight(kg)	3.1
Gross Weight(kg)	7.4

Model	SP-UMUV100C
Cuvette specification(WxDxH)(mm)	12.5x12.5x45
Cuvette optical path length	10, 5, 2, 1mm
Cuvette beam height	6mm
Heating range of cuvette	37±0.5 C
Stirring speed of cuvette	High and low two modes
Detection concentration range of cuvette	0.2~750ng/ul(dsDNA)
Light absorption range of cuvette	0.004~25Abs(10mm)

UV-VIS Single Beam Spectrophotometer

CE





Description

SP-UV5100I is a practical UV-visible spectrophotometer. Its unique structural design ensures high reliability and easy replacement of parts.

Advantage

1. Low stray light: SP-UV5100I adopts high-quality components with low stray light.

2. Automatic wavelength setting: Direction keys automatically set the wavelength to avoid operation errors.

3. Solid structure: SP-UV5100I adopts a rigid die-casting aluminum base as the optical mount, which makes the machine stable.

4. Convenient Viewing: SP-UV5100I is equipped with a USB port to display spectral scanning, kinetics and multi-wavelength test results directly on the screen.

5. Intelligent: SP-UV5100I UV-visible spectrophotometer can establish various standard curves according to the customer's solution and determine the concentration of the unknown solution. The SP-UV5100I UV-visible spectrophotometer displays wavelength, absorbance and transmittance with 5 results per screen.

Specification

Model	SP-UV5100I
Optical System	Single beam, Grating 1200 lines/mm
Wavelength Range	190-1000nm
Bandwidth	2nm
Wavelength Accuracy	±1nm
Wavelength Repeatability	0.5nm
Wavelength Setting	Auto
Photometric Accuracy	±0.5%T
Photometric Repeatability	≤0.2%T
Photometric Range	-0.3-3A, 0-200%T, 0-9999C
Stray Light	≤0.05%T@360nm
Stability	± 0.001A/h @ 500nm
Display	128x64 LCD
Detector	Silicon Photodiode
Light Source	Tungsten Lamp & Deuterium Lamp
Output	USB & Parallel Port(Printer)
Power Supply	AC 85-250V
External Size(W×D×H)(mm)	490x370x220
Shipping Size(W×D×H)(mm)	630x540x370
N.W./G.W. (kg)	15/18

UV-VIS Single Beam Spectrophotometer





Advantage

1. This UV-VIS spectrophotometer adopts a screw structure, greatly improving the wavelength accuracy and resolution.

2. UV-VIS spectrophotometer adopts imported flange deuterium lamp, low stray light, accurate light measurement and easy replacement.

3. SP-UV5600 can establish various standard curves according to the customer's solution to determine the concentration of unknown resolution. And the wavelength can be set automatically by the direction key to avoid operation errors.

4. SP-UV5600 is controlled by a microprocessor. Numeric keys can easily set all parameters.

5. SP-UV5600 UV-VIS spectrophotometer is equipped with a USB port for connection to a PC.

6. 8mm rigid die-cast aluminum base is used as the optical mount to ensure the stability and reliability of the instrument.

Specification

Model	SP-UV5600
Optical System	Single Beam
Wavelength Range	190-1100nm
Bandwidth	2nm
Wavelength Accuracy	±0.5nm
Wavelength Repeatability	≤0.2nm
Wavelength Setting	Auto
Photometric Accuracy	±0.3%T
Photometric Repeatability	0.2%T
Photometric Range	-0.3-3A, 0-200%T, 0-9999C
Stability	± 0.002A/h @ 500nm
Baseline Flatness	± 0.002A/h
Stray Light	≤0.05%T@220nm,360nm
Data Output Port	USB
Printer Port	Parallel Port
Display	128x64 Dots LCD
Lamps	Tungsten Lamp & Deuterium Lamp
Detector	Silicon Photodiode
Power Supply	AC 220V/50Hz or 110V/60Hz
External Size(W×D×H)(mm)	460x360x225
Shipping Size(W×D×H)(mm)	630x540x370
N.W./G.W. (kg)	18/23

UV-VIS Single Beam Spectrophotometer





Advantage

1. SP-UV5800 can establish various standard curves according to the customer's solution to determine the concentration of unknown resolution. And the wavelength can be set automatically by the direction key to avoid operation errors.

2. UV-VIS spectrophotometer adopts imported flange deuterium lamp, low stray light, accurate light measurement and easy replacement.

3. 8mm rigid die-cast aluminum base is used as the optical mount to ensure the stability and reliability of the instrument.

4. SP-UV5800 is controlled by a microprocessor. Numeric keys can easily set all parameters.

5. This UV-VIS spectrophotometer adopts a screw structure, greatly improving the wavelength accuracy and resolution.

6. SP-UV5800 UV-VIS spectrophotometer is equipped with a USB port for connection to a PC.

Specification

Model	SP-UV5800
Wavelength Range	190-1100nm
Bandwidth	2nm
Wavelength Accuracy	±0.5nm
Wavelength Repeatability	≤0.2nm
Wavelength Setting	Auto
Photometric Accuracy	±0.2%T
Photometric Repeatability	0.2%T
Photometric Range	-0.3-3A, 0-200%T, 0-9999C
Stability	± 0.002A/h @ 500nm
Baseline Flatness	± 0.0015A/h
Stray Light	≤0.05%T
Data Output Port	USB
Printer Port	Parallel Port
Display	128x64 Dots LCD
Lamps	Tungsten Lamp & Deuterium Lamp
Detector	Silicon Photodiode
Power Supply	AC 220V/50Hz or 110V/60Hz
External Size(W×D×H)(mm)	460x360x225
Shipping Size(W×D×H)(mm)	630x540x370
N.W./G.W. (kg)	18/23





Advantage

1. The SP-UV6000 comes with a 6-inch LCD and a USB port for connecting to a PC. This allows results and curves to be displayed directly on the screen.

2. SP-UV6000 UV spectrometers use 8 mm rigid molded aluminum base as the optical mount to ensure the instrument's stability.

3. Multi-functions such as multi-wavelength, spectral scanning, kinetics, standard curve, and DNA/RNA/protein testing can be operated directly on the spectrophotometer.

Specification

Model	SP-UV6000
Wavelength Range	190-1100nm
Bandwidth	1.8nm
Wavelength Accuracy	±0.5nm
Wavelength Repeatability	≤0.2nm
Photometric Accuracy	±0.3%T
Photometric Repeatability	≤0.15%T
Photometric Range	-0.3-3A, 0-200%T, 0-9999C
Stability	± 0.002A/h @ 500nm
Baseline Flatness	± 0.002A/h
Noise	± 0.0005A
Stray Light	≤0.05%T @ 220nm, 360nm
Data Output Port	USB
Printer Port	Parallel Port
Display	320x240 Dots LCD
Lamps	Tungsten Lamp & Deuterium Lamp
Detector	Silicon Photodiode
Power Supply	AC 220V/50Hz or 110V/60Hz
External Size(W×D×H)(mm)	460x380x180
Shipping Size(W×D×H)(mm)	630x540x370
N.W./G.W. (kg)	17/21

UV-VIS Single Beam Spectrophotometer





Advantage

1. Adopting imported grating, lower stray light, and more accurate analysis.
2. 7-inch touch screen, 32G memory, support for Bluetooth connection network.
3. You can enter the calibration curve with the Powerful data analysis function, the host built-in computer.
4. The optical system suspension design, the bottom plate deformation and external vibration on the optical system have no effect, greatly improving the stability of the visual system.
5. Powerful storage function, can directly connect the instrument to the printer for A4 format data and graphics printing.
6. With automatic power-on calibration and system positioning function, can repair the deviation caused by long-term use.
7. Data can be saved to USB disk

Specification

Model	SP-UV6000I
Wavelength Range	190-1100nm
The spectral bandwidth	2nm
Wavelength Accuracy	±0.5nm
Stray light	0.05% T @ 220 nm, 360 nm
Wavelength Repeatability	≤0.1nm
Photometric Accuracy	±0.2T(0-100%T)
	±0.002Abs(0-0.5Abs)
	±0.004Abs(0.5-1.0Abs）
Photometric Repeatability	≤0.05%6T(0-100%6T)
	0.001Abs(0-0.5Abs)
	0.002Abs(0.5-1.0Abs)
Stability	±0.001A/h@500nm
Photometric Range	0-200%T, -0.3-3.0A, 0-9999C
Baseline flatness	±0.001A
Noise	±0.005A
Display	800x480 touch screen
Data Output Port	USB
Print Port	USB Port
Light source	Tungsten Lamp & Deuterium Lamp
Power Supply	AC220V/50Hz or 110v/60Hz
Detector	Silicon Photodiode
External Size(W×D×H)(mm)	460x380x180
Shipping Size(W×D×H)(mm)	630x540x370
N.W./G.W. (kg)	17/21





Description

The SP-UV6100 series are large scanning UV-visible spectrophotometers. It combines the best features of a single beam spectrophotometer. It is ideal for your stand-alone spectrophotometer.

Advantage

1. Unique 520mm long optical path design greatly improves the resolution bandwidth up to 0.5nm.
2. Can operate and display test result curves and data directly on UV vis spectrophotometer.
3. SP-UV6100 series adopts a 16mm thickened rigid die-cast aluminum base as the optical mount to ensure the instrument's stability.
4. Perfect calibration system: All baselines, dark current and wavelength can be calibrated automatically.
5. 6-inch LCD
6. Equipped with a USB port to connect with the PC, the software comes standard with the instrument.
7. Can operate A variety of functions directly on the PC.

Specification

Model	SP-UV6100	SP-UV6100I	SP-UV6100II
Wavelength Range	190-1100nm		
Bandwidth	1.8nm	1.0nm	0.5, 1.0, 2.0, 4.0nm
Wavelength Accuracy	±0.1nm@656.1nm, ±0.3nm@all		
Wavelength Repeatability	0.1nm		
Photometric Accuracy	±0.2%T(0-100%T)		
Photometric Repeatability	≤0.1%T(0-100%T)		
Photometric Range	-0.3-3A, 0-200%T, 0-9999C		
Stability	± 0.002A/h @ 500nm		
Baseline Flatness	± 0.0008A/h		
Noise	± 0.001A		
Stray Light	≤0.05%T @ 220nm, 360nm		
Data Output Port	USB		
Printer Port	Parallel Port		
Display	320x240 Dots LCD		
Lamps	Tungsten Lamp & Deuterium Lamp		
Detector	Silicon Photodiode		
Power Supply	AC 220V/50Hz or 110V/60Hz		
External Size(W×D×H)(mm)	625x430x206		
Shipping Size(W×D×H)(mm)	850x650x440		
N.W./G.W. (kg)	28/33		30/36

UV-VIS Single Beam Spectrophotometer



Description

The UV-VIS Spectrophotometer SP-UV752/752P can set the wavelength manually or set the factor and directly read the absorbance, transmittance and concentration from 190nm to 1100nm. 2nm bandwidth can meet most quantitative measurement needs.

Advantage

The main features of the UV -VIS spectrophotometer:

1. Precise optical design ensures stray light is less than 0.05% to meet the needs of high absorbance samples.
2. Built-in spectroscopy supports automatic wavelength detection and calibration of high wavelength accuracy.
3. The wavelength range covers 190nm to 1100nm, which can meet the needs of most spectrophotometric tests.
4. Imported high-quality deuterium lamp is fixed with flange. You only need to operate two screws to complete the deuterium lamp replacement.
5. Lightweight and small size

Specification

Model	SP-UV752P	SP-UV752
Optical System	Single Beam	
Light Source	Deuterium lamp, tungsten lamp	Hamamatzu deuterium lamp, osram halogen tungsten lamp
Optical System	1200 line diffraction grating C-T monochromator	
Wavelength Range	190-1100nm	
Bandwidth	2nm	
Stray Light	≤0.2%T	≤0.1%T
Wavelength Accuracy	±2nm	
Wavelength Repeatability	≤0.5nm	
Photometric Accuracy	±0.5%T	±0.3%T
Photometric Repeatability	±0.2%T	
Salability	0%≤0.2%T, 100%≤0.5%T	
Transmittance Range	0.0-199.9%T	
Absorbance Range	-0.3-2.999A	
Display	4 digits LED	
Port	RS232 Serial Port	
External Size(W×D×H)(mm)	370×320×240	
Shipping Size(W×D×H)(mm)	450x420x310	
N.W./G.W. (kg)	7.5/12	







Advantage:

1. Long life of the light source and stray light is less than 0.05% to meet customers' needs testing high absorbance samples.
2. Wide wavelength range to meet the needs of most UV-VIS spectrophotometric tests.
3. Capture the instantaneous spectral changes to improve work efficiency.
4. The automatic cuvette matching function greatly reduces the bias generated during quantitative measurement.
5. High optical accuracy ensures that the measurement of the optical path meets the design requirements.
6. Flash disk storage allows users to manage data in Excel and other formats.
7. Equipped with a USB port, there is no need to set any parameters to realize online communication.
8. A variety of offline quantitative measurement functions
9. 128x64 large-screen LCD

Specification

Model	SP-UV759
Optical system	Single Beam
Light source	Hamamatzu deuterium lamp, osram halogen tungsten lamp
Wavelength Range	190nm~1100nm
Wavelength Accuracy	±0.5nm
Wavelength Repeatability	≤0.2nm
Bandwidth	2nm
Photometry Accuracy	±0.3%T
Photometry Repeatability	≤0.15%T
Stray Light	≤0.05%T(220nm, NaI)
Baseline Flatness	±0.002A
Stability	≤0.0008A
Noise	≤0.3%T(100%T), ≤0.1%T(0%T)
Photometry Range	0.0-200%(T), -0.3-4(A)
Display System	128x64 LCD
Functional Port	USB-A(U Disk), USB-B(PC), Serial Port(Printer)
Power Supply	AC90V-250V, 50H/ 60Hz
External Size(W×D×H)(mm)	370x357x220
Shipping Size(W×D×H)(mm)	460x440x330
N.W./G.W. (kg)	8/12

UV-VIS Single Beam Spectrophotometer



Description

This series of instruments is a low-price, high-performance spectrophotometer that can meet the needs of modern analytical laboratories for various quantitative analyzes of substances using spectral analysis methods. It is widely used in departments such as medicine and health, environmental protection, food industry, petrochemical industry, biochemistry, colleges and universities and quality control.

Advantage

1. Adopt 51 microcomputer system, which can store standard curve and test data.

2. The instrument has self-diagnosis function

3. Provide power outage protection

4. The instrument has built-in quantitative analysis software, which is convenient for users to operate.

5. Through simple parameter settings, photometric analysis, quantitative analysis, kinetic testing, spectral scanning, multi-wavelength testing, and DNA/protein analysis can be easily performed.

6. It has standard printer interface and RS-232 communication interface.

Specification

Model	SP-UV754N	SP-UV755B
Wavelength driver	Automatic wavelength	
Wavelength Range	200-1000nm	190-1100nm
Wavelength Accuracy	±2nm	±1nm
Wavelength Repeatability	0.5nm	0.2nm
Bandwidth	4nm	2nm
Transmittance accuracy	±0.5%T	
Transmittance repeatability	0.2%T	
Transmittance range	0.0-200%T	
Photometric range	-3-3A,0-200%T,0-9999C	
Stray light	0.2%T@220nm/360nm	
Stability	±0.002A/h@500nm	
Display	128x64 LCD display	
Output	USB Port (Optional Printer)	
Analyzing Software	Support	
Noise	0.001A/2min@500nm	
Baseline straightness	0.002A/h	
Consumption	120W	
Power Supply	AC 220/110V, 50/60Hz	
Shipping Size(WxDxH)(mm)	680×560×300	
N.W./G.W.(kg)	16/20	

UV-VIS Single Beam Spectrophotometer





Advantage

1. Equipped with 2.5-inch LCD, displaying the test results and standard curve.

2. It can establish various standard curves according to the solution and determine the unknown solution's concentration.

3. SP-UV5100 UV spectrometer is equipped with an imported deuterium lamp, which makes the luminosity more accurate and reduces stray light.

4. Equipped with a USB interface, it can be connected to PC.

5. It can display wavelength, absorbance and transmittance with 5 results per screen. It also has memory storage for up to 200 results.

6. The arrow keys can automatically set the wavelength to avoid operation errors.

Specification

Model	SP-UV5100
Optical System	Single beam, Grating 1200 lines/mm
Wavelength Range	190-1000nm
Bandwidth	2nm
Wavelength Accuracy	±2nm
Wavelength Repeatability	0.5nm
Wavelength Setting	Auto
Photometric Accuracy	±0.5%T
Photometric Repeatability	≤0.2%T
Photometric Range	-0.3-3A, 0-200%T, 0-9999C
Photometric Mode	T, A, C, F
Stray Light	≤0.1%T
Stability	± 0.002A/h @ 500nm
Display	128x64 LCD
Detector	Silicon Photodiode
Light Source	Tungsten Lamp&Deuterium Lamp
Output	USB & Parallel Port(Printer)
Power Supply	AC 85-250V
External Size(W×D×H)(mm)	420x280x180
Shipping Size(W×D×H)(mm)	600x460x330
N.W./G.W. (kg)	12/15

UV-VIS Single Beam Spectrophotometer



Function

1.Automatically save the latest wavelength according to the set wavelength.

2.Compared with ordinary similar products, the measurement stability is increased.

3.The measurable optical path is 100mm.

4.Establish a quantitative analysis method based on standard mode or input standard mode.

5.Able to save 200 calibration curves.

6.Optionally install software devices connected to the computer.

Advantage

1. Adopt 1200 lines/mm high-performance grating. The new light source control system makes the instrument light source switching faster.

2. Precise 2nm bandwidth makes test data more accurate. Use imported long-life light sources to reduce user consumption of consumables.

3. Unique wavelength control system enables higher wavelength accuracy. Improved optical system makes testing more accurate.

4. Imported photoelectric converters are used to make the instrument more sensitive.

5. New microcomputer data processing system. This makes the instrument more convenient to use and more stable.

6. The instrument uses a 126×64-bit dot matrix LCD, which can directly display the standard curve and test data. The host can store test data and can be equipped with an optional printer.

7. The instrument can be equipped with an optional disc rotating automatic eight-link sample rack, which has good reliability and a centered light spot (compared to a double-row automatic eight-link rack), so the instrument has high photometric accuracy.

Specification

Model	SP-UV756	SP-UV759I
Optical System	Single beam	
Wavelength Range	190-1100nm	
Wavelength Accuracy	±0.5nm	±0.3nm
Wavelength Repeatability	0.2nm	0.1nm
Bandwidth	2nm	1.8nm
Photometric Accuracy	±0.5%T	±0.3%T
Photometric Repeatability	0.2%T	0.1%T
Baseline Straightness	0.001A/h	
Photometric Range	-3-3A，0-200%T，0-9999C	
Stray Light	0.05%T@220nm/360nm	
Stability	±0.001A/h@500nm	
Display	128x64 LCD	
Output	USB Port (Optional Printer)	
Analyzing Software	Support	
Automatic eight-link colorimetric cell	Optional	
Noise	±0.001A/2min@500nm	
Consumption	120W	
Power Supply	AC 220/110V, 50/60Hz	
Shipping Size(WxDxH）(mm)	680×560×320	
N.W./G.W.(kg)	16/20	

Touch Screen UV-VIS Spectrophotometer



Description

Brand-new optical path design, internationally sourced preferred accessories, superior instrument performance, and high-resolution 10.1-inch touch screen greatly meet the analytical work needs of the most professional users. It can be widely used in scientific research and production in various fields such as organic chemistry, biochemistry, pharmaceutical analysis, food inspection, medicine and health, environmental protection, life sciences, etc.

Advantage

1.10.1-inch color touch screen, the large screen display directly displays various scanning curves and charts, allowing users to complete all measurement needs without the help of a computer.

2. Supports U disk storage, which is convenient for users to use. User-measured data can be directly exported to U disk. It supports excel, txt formats, and picture formats. It can output four formats: *.csv, *.qua. *.tet, *.bmp.

3. Data output: RS-232C serial port (printing), USB drive (online), USB HOST (connected to U disk), standard 8GB memory.

4. The first in the industry to use the advanced ARM12 high-performance processor, the instrument can store 5,000 test data or 500 working curves internally.

5. Suspension optical system design, strengthened thickened aluminum base plate design, eliminates the impact of vibration or deformation on the optical system; double-layer design, completely separates each circuit part of the optical path, improving the resolution and stability of the instrument.

6. The instrument adopts a national patented photoelectric signal detection device, which makes the signal-to-noise ratio of the instrument lower and the instrument more stable.

7. The optional built-in fully automatic sampling flow path system greatly facilitates customer use.

8.Optional 8-link automatic cuvette holder with patented rotating design ensures that light is completely centered when passing through the cuvette, improving instrument performance

Specification

Model	SP-UV3200TS	SP-UV3200STS	SP-UV3202TS	SP-UV3202STS
Display	10.1-inch 1024×800 high-resolution capacitive touch LCD screen			
Optical system	Single beam, CT proportional beam proportional detector		Double beam, CT monochromator	
light source	Imported deuterium lamp tungsten lamp			
Receiver	Imported photodiodes			
Stray Light	0.05%（220nm）			
Bandwidth	2nm	0.5/1/2/4/5nm adjustable	2nm	0.5/1/2/4/5nm adjustable
Wavelength Accuracy	Full wavelength 0.3nm (656.1nm0.1nm)			
Wavelength Repeatability	0.1nm			
Transmittance Accuracy	0.3%T			
Photometric Method	Transmittance/Absorbance/Energy/Concentration			
Data Interface	RS-232C、USB drive、USB HOST			
Consumption	120W			
Power Supply	AC 220/110V, 50/60Hz			
Shipping Size(WxDxH）(mm)	800×645×365			940×740×510
N.W./G.W.(kg)	21/26			32/49

Knob Type IoT Smart UV-VIS Spectrophotometer

Knob Type IoT Smart UV-VIS Spectrophotometer



Optional Accessory

1.Spectrum analyzer software

2. 5cm or 10cm manual cuvette holder, film sample holder, test tube cuvette holder

3. Wireless Bluetooth printer

Specification

Model	SP-UVISL1	SP-UVISL2
Display	7-inch high-resolution 1024*768 touch screen	
Monochromator	Holographic blazed grating C-T monochromator	
Grating	1200 lines/mm	
Photocell	silicon photodiode	
Output	USB&Bluetooth	
WIFI Module	Standard	
Wireless Printing	Supported, optional wireless Bluetooth printer	
PC Software	Optional	
LoT module software	Standard	
Cuvette Holder	Standard manual 1cm	
Photometric Range	0--200%T,-0.3-3A	
Wavelength Mode	manual	
Wavelength Accuracy	±2nm	
Wavelength Repeatability	±1nm	
Bandwidth	4nm（2nm optional）	
Wavelength Range	340-1020	195-1020
Stray Light	0.1T%	
Photometric Accuracy	±0.5%T,±0.004Abs（0 ~ 0.5A）;±0.008Abs（0.5 ~ 1A）	
Photometric Repeatability	±0.5%T,±0.004Abs（0 ~ 0.5A）;±0.008Abs（0.5 ~ 1A）	
Photometric Stability	±0.15%T,±0.002Abs（0 ~ 0.5A）;±0.004Abs（0.5 ~ 1A）	
Light switching Method	Automatic, 340nm	
Stability	0.002A(500nm，3min）	
Noise	0.15T%	
Consumption	40W	70W
Power Supply	AC 220/110V, 50/60Hz	
Shipping Size(WxDxH）(mm)	520×450×300	
N.W./G.W.(kg)	7/9	9/11

Advantage

1. Adopt high-resolution (1024*768) dot matrix 7-inch color touch LCD display, with friendly and simple operation interface.

2. The instrument supports cloud storage function, which can be easily scanned by WeChat and added with the data program, which greatly facilitates customer application scenarios.

3. The instrument uses a "blazed holographic grating" high-resolution C-T monochromator and a 24-bit high-precision AD chip from the American AD Company, so that the economical instrument has low stray light (less than 0.1T%) and high Accuracy and high stability (0.002A).

4. The instrument has powerful storage capacity and can store 2,000 pieces of data and 96 working curves, which greatly facilitates customer use.

5. The instrument comes standard with USB interface, WIFI module, and Bluetooth module. Wireless Bluetooth printing is possible; optional connection to computer software can be used to quickly manage spectral data and facilitate data processing; it can be exported directly through a USB flash drive, and the exported data can be directly opened and edited by EXCEL, which greatly facilitates customer applications .

The world's first economical instrument with spectral measurement, quantitative measurement, data storage and other functions

Knob Type IoT Smart UV-VIS Spectrophotometer

Knob Type IoT Smart UV-VIS Spectrophotometer



Advantage

1. Adopt high-resolution (1024*768) dot matrix 7-inch color touch LCD display, with friendly and simple operation interface.

2. The instrument supports cloud storage function, which can be easily scanned by WeChat and added with the data program, which greatly facilitates customer application scenarios.

3. The instrument uses a "blazed holographic grating" high-resolution C-T monochromator and a 24-bit high-precision AD chip from the American AD Company, so that the economical instrument has low stray light (less than 0.1T%) and high Accuracy and high stability (0.002A).

4. The instrument has powerful storage capacity and can store 2,000 pieces of data and 96 working curves, which greatly facilitates customer use.

5. The instrument comes standard with USB interface, WIFI module, and Bluetooth module. Wireless Bluetooth printing is possible; optional connection to computer software can be used to quickly manage spectral data and facilitate data processing; it can be exported directly through a USB flash drive, and the exported data can be directly opened and edited by EXCEL, which greatly facilitates customer applications .

Supports fast scanning, wavelength movement speed is fast, the fastest can reach 3000nm/min; automatic wavelength setting, automatic lamp switching setting, after connecting to the computer software, wavelength scanning, kinetic determination, quantitative determination, nucleic acid determination, wavelength superposition, integration can be realized Advanced functions such as derivatives

Optional Accessory

1. Automatic eight-link cuvette holder or automatic five-link long light path (5cm) cuvette holder

2. Spectrum analyzer software

3. 5cm or 10cm manual cuvette holder, film sample holder, test tube cuvette holder

4. Wireless Bluetooth printer

Specification

Model	SP-UVISL3	SP-UVISL4
Display	7-inch high-resolution 1024*768 touch screen	
Monochromator	Holographic blazed grating C-T monochromator	
Grating	1200 lines/mm	
Photocell	Imported silicon photodiodes	
Output	USB&Bluetooth	
WIFI Module	Standard	
Wireless Printing	Supported, optional wireless Bluetooth printer	
PC Software	Optional	
LoT Module Software	Standard	
Cuvette Holder	Standard manual 1cm	
Photometric Range	0-200%T,-0.3-3A	
Wavelength Mode	Automatic	
Wavelength Accuracy	±1nm	
Wavelength Repeatability	±0.5nm	
Bandwidth	4nm（2nm optional）	
Wavelength Range	320-1100	190-1100
Stray Light	0.1T%	
Photometric Accuracy	±0.5%T,±0.004Abs（0 ~ 0.5A）;±0.008Abs（0.5 ~ 1A）	
Photometric Repeatability	±0.5%T,±0.004Abs（0 ~ 0.5A）;±0.008Abs（0.5 ~ 1A）	
Photometric Stability	±0.15%T,±0.002Abs（0 ~ 0.5A）;±0.004Abs（0.5 ~ 1A）	
Light Switching Method	Automatic, 340nm (can be set at will)	
Stability	0.002A(500nm，3min）	
Noise	0.15T%	
Consumption	40W	70W
Power Supply	AC 220/110V, 50/60Hz	
Shipping Size(WxDxH）(mm)	520×450×300	
N.W./G.W.(kg)	7/9	9/11

BAWELL MEDICAL EQUIPMENT

Knob Type IoT Smart UV-VIS Spectrophotometer

Knob Type IoT Smart UV-VIS Spectrophotometer



Advantage

1. Adopt high-resolution (1024*768) dot matrix 7-inch color touch LCD display, with friendly and simple operation interface.

2. The instrument supports cloud storage function, which can be easily scanned by WeChat and added with the data program, which greatly facilitates customer application scenarios.

3. The instrument uses a "blazed holographic grating" high-resolution C-T monochromator and a 24-bit high-precision AD chip from the American AD Company, so that the economical instrument has low stray light (less than 0.1T%) and high Accuracy and high stability (0.002A).

4. The instrument has strong storage capacity and can store 500 data and 30 working curves, which greatly facilitates customer use.

5. The instrument comes standard with USB interface, WIFI module, and Bluetooth module. Wireless Bluetooth printing is possible; optional connection to computer software can be used to quickly manage spectral data and facilitate data processing; it can be exported directly through a USB flash drive, and the exported data can be directly opened and edited by EXCEL, which greatly facilitates customer applications .

6. The world is the first to realize that economical instruments can realize basic measurement, quantitative measurement, data storage and other functions.

7. Automatic wavelength setting and automatic lamp switching setting. After connecting to computer software, advanced functions such as wavelength scanning, kinetic determination, quantitative determination, nucleic acid determination, wavelength superposition, and integral derivative can be realized.

Optional Accessory

1.Automatic eight-link cuvette holder or automatic five-link long light path (5cm) cuvette holder

2.Spectrum analyzer software

3.5cm or 10cm manual cuvette holder, film sample holder, test tube cuvette holder

4.wireless bluetooth printer

Specification

Model	SP-UVISL5	SP-UVISL6
Display	7-inch high-resolution 1024*768 touch screen	
Monochromator	Holographic blazed grating C-T monochromator, proportional double beam	
Grating	1200 lines/mm	
Photocell	Imported silicon photodiodes	
Output	USB&Bluetooth	
WIFI Module	Standard	
Wireless Printing	Supported, optional wireless Bluetooth printer	
PC Software	Optional	
LoT Module Software	Standard	
Cuvette Holder	Standard manual 1cm	
Photometric Range	0-200%T,-0.3-3A	
Wavelength Mode	Automatic	
Wavelength Accuracy	±0.3nm	
Wavelength Repeatability	±0.1nm	
Bandwidth	2nm	
Wavelength Range	320-1100	190-1100
Stray Light	0.05T%	
Photometric Accuracy	±0.5%T,±0.004Abs（0 ~ 0.5A）;±0.008Abs（0.5 ~ 1A）	
Photometric Repeatability	±0.5%T,±0.004Abs（0 ~ 0.5A）;±0.008Abs（0.5 ~ 1A）	
Photometric Stability	±0.15%T,±0.002Abs（0 ~ 0.5A）;±0.004Abs（0.5 ~ 1A）	
Light Switching Method	Automatic, 340nm (can be set at will)	
Stability	0.001A(500nm，3min）	
Noise	0.15T%	
Consumption	40W	120W
Power Supply	AC 220/110V, 50/60Hz	
Shipping Size(WxDxH）(mm)	700×580×340	
N.W./G.W.(kg)	12/16	15/19

BAWEI MEDICAL EQUIPMENT

Large Screen Scanning UV-VIS Spectrophotometer



Description

This series of instruments can be easily configured through simple parameter settings. It's widely used in Photometric analysis, quantitative analysis, kinetic analysis, spectral scanning, Multi-wavelength measurement, DNA/protein analysis.

Advantage

1. Adopts the latest ARM system, built-in Chinese and English operating systems, and can store and transfer data through the USB interface.

2. Powerful, the host can independently complete functions such as photometric measurement, quantitative weighing, spectral scanning, kinetics, DNA/protein testing, multi-wavelength testing and data printing.

3. The instrument uses a 320×240 dot matrix high-brightness 6-inch LCD display, which directly displays the scanned spectrum and has a simple screen interface.

4. The uniquely designed optical system, high-performance 1200 lines/mm grating and imported receiver ensure excellent performance indicators of the instrument.

5. Socket-type deuterium lamp and tungsten lamp design, no need for optical debugging after lamp replacement.

6. 24-bit high-speed, high-precision A/D conversion, high instrument precision and fast response speed.

7. The large sample room can accommodate cuvettes of various sizes from 5 to 100mm.

8. Can be directly connected to a printer to print charts and experimental data.

9. The instrument adopts suspension optical system design and long optical path design, which greatly improves the stability and reliability of the instrument as well as the optical resolution of the instrument.

10. Built-in Chinese and English bilingual operating system for your convenience.

11. The instrument is equipped with a disc rotating automatic eight-link sample rack, which has good reliability and a centered light spot (compared to a double-row automatic eight-link rack), so the instrument has high photometric accuracy.

Specification

Model	SP-UVS1810	SP-UVS1810S
Wavelength Range	190-1100nm	
Wavelength Accuracy	±0.1nm (at 656.1nm), ±0.3nm full area	
Wavelength Repeatability	≤0.1nm	
Bandwidth	1nm	0.5/1.0/2.0/4.0/5.0nm adjustable
Photometric Accuracy	±0.002A(0-0.5A),±0.004A(0.5-1A),±0.2%T(0-100%)	
Photometric Repeatability	±0.001A(0-0.5A),±0.002A(0.5-1A),≤0.15%T(0-100%)	
Stray light	≤0.03%T	
Stability	±0.0005A (at 500nm)	
Baseline Straightness	±0.0015A	
Way of Working	T,A,C,E	
Photometric Range	0-200%T,-4-4A	
Data Output	USB Port	
Printout	Parallel port	
Display	320×240 high-brightness, large-screen LCD	
light source	Imported long-life tungsten lamps and deuterium lamps	
Detector	Imported silicon photodiodes	
Noise	0.05%T	
Consumption	120W	
Power Supply	AC 220/110V, 50/60Hz	
Shipping Size(WxDxH）(mm)	800×645×365	
N.W./G.W.(kg)	21/26	

BAWEI MEDICAL EQUIPMENT

Visible Single Beam Spectrophotometer



Advantage

1. A 2.5 inch LCD screen is included to display standard curves and groups of results.

2. Various standard curves can be established based on the customer's solutions to determine the concentration of unknown solutions.

3. The device has a USB port for data output, which can be connected to a PC to display spectrum scanning, kinetics, and multi-wavelength testing results on the screen.

4. The device can display wavelength, absorption, and transmittance with 5 results per screen and store up to 200 results in its memory.

5. Users can set the wavelength automatically using arrow keys to avoid operation errors.

Specification

Model	SP-V5100
Optical System	Single beam, Grating 1200 lines/mm
Wavelength Range	325-1000nm
Bandwidth	4nm(optional 2nm)
Wavelength Accuracy	±2nm
Wavelength Repeatability	0.5nm
Wavelength Setting	Auto
Photometric Accuracy	±0.5%T
Photometric Repeatability	≤0.2%T
Photometric Range	-0.3-3A, 0-200%T, 0-9999C
Photometric Mode	T, A, C, F
Stray Light	≤0.1%T
Stability	± 0.002A/h @ 500nm
Display	128x64 LCD
Detector	Silicon Photodiode
Light Source	Tungsten Lamp
Output	USB Port & Parallel Port(Printer)
Power Supply	AC 85~250V
External Size(W×D×H)(mm)	420x280x180
Shipping Size(W×D×H)(mm)	600x460x330
N.W./G.W. (kg)	10/14

Visible Single Beam Spectrophotometer



Advantage

1. Adopting screw structure, wavelength accuracy and resolution are greatly improved

2. can automatically set the wavelength through the direction key to avoid operating errors

3. Adopting microprocessor control, numeric keys can easily set all parameters.

4. Equipped with USB port, can be connected to PC. Spectral scanning, kinetics and multi-wavelength test results can be displayed on the screen.

5. 8 mm thick rigid die-cast aluminum base is used as an optical mount to ensure the stability and reliability of the instrument.

6. The instrument can establish various standard curves according to the customer's solution and determine the concentration of the unknown solution.

Specification

Model	SP-V5600, SP-V5800
Optical System	Single Beam
Wavelength Range	320-1100nm
Bandwidth	2nm
Wavelength Accuracy	±0.5nm
Wavelength Repeatability	≤0.2nm
Wavelength Setting	Auto
Photometric Accuracy	±0.3%T; ±0.2%T
Photometric Repeatability	0.2%T
Photometric Range	-0.3-3A, 0-200%T, 0-9999C
Stability	± 0.001A/h @ 500nm
Baseline Flatness	± 0.002A/h
Stray Light	≤0.05%T@220nm, 360nm
Data Output Port	USB
Printer Port	Parallel Port
Display	128x64 Dots LCD
Lamps	Tungsten Lamp
Detector	Silicon Photodiode
Power Supply	AC 220V/50Hz or 110V/60Hz
External Size(W×D×H)(mm)	460x360x225
Shipping Size(W×D×H)(mm)	630x540x380
N.W./G.W. (kg)	16/20

Visible Spectrophotometer



Advantage

1. 4-digit LED display
2. Compact structure and advanced optical system
3. No need to re-adjust the optical path when installing, more convenient operation
4. Can automatically switch the appropriate wavelength filters to reduce stray light
5. The bottom has a removable cleaning fluid tray and liquid storage container to improve the service life
6. 4-position cuvette holder, optional rectangular optical path cuvettes with 1 cm to 5 cm diameters.
7. Automatic zeroing and 100% T adjustment.
8. Concentration coefficient setting and concentration direct reading function.

Specification

Model	SP-V721
Optical system	Diffraction grating C-T monochromator
Wavelength range	360nm-1000nm
Source lamp	Halogen lamp 10W/8V
Wavelength accuracy	±3.0nm
Wavelength repeatability	≤1.5nm
Transmittance accuracy	±0.8 %(t) (SRM930D)
Transmittance repeatability	≤0.3 %(t)
Spectrum bandwidth	≤6nm
Stray light	≤1.0 %(t) (360nm, NaNO2)
(F)(Concentration factor)	1-9999
(C)(Concentration display range)	0-9999
Power supply	90-250V, 50/60Hz, 40W
External Size(W×D×H)(mm)	350x300x220
Shipping Size(W×D×H)(mm)	450x420x310
N.W./G.W. (kg)	6/7







Description

The SP-V722 Spectrophotometer is a compact and easy-to-operate instrument. We can apply it to the measurement of transparent materials' transmittance and absorbance and the concentration's direct reading. They are widely used in clinical testing, petrochemical, health medicine, environmental monitoring, biochemistry and other fields.

Advantage

1. Aspherical light source optics, Curny-terner configuration diffraction grating monochromator.
2. Simple and clear keyboard operation, easy to realize automatic 0%T and 100%T adjustment T/A transformation, coefficient setting, and concentration direct readout function.
3. RS232 parallel interface.
4. With RS232 serial interface, optional micro-printer to print data directly.
5. Spacious sample chamber, 4-position cuvette holder, can be adapted to 1-5 cm optical path rectangular cuvettes.

Specification

Model	SP-V722
Product Standard	Enterprise Standard Q/SEEK3
Display Mode	4 digits LED
Wavelength Range	340-1000nm
Light Source Lamp	Halogen-Tungsten Lamp 20W/12V
Wavelength Accuracy	±2 nm
Wavelength Reproducibility	1 nm
Band width	6 nm
Photometric Accuracy	±0.5%(T)(SRM930D)
Photometric Reproducibility	0.3%(T)
Stray Light	≤0.5%(T)
Noise	±0.5%(T)
TRANS	0-199.9%
ABS	-3.299
(F) (Concentration factor)	1-9999
(C) (Concentration display range)	0-9999
Power Supply	220V/110V±10% 50/60 Hz
Interface	RS232 serial & parallel I interface
Print	Serial printer/general printer (windows compatible; use software package)
External Size(W×D×H)(mm)	450×420×280
Shipping Size(W×D×H)(mm)	460x430x320
N.W./G.W. (kg)	7/10

Visible Spectrophotometer

BAWERS MEDICAL EQUIPMENT

Visible Single Beam Spectrophotometer



Application

This instrument can be widely used in medicine and health, clinical testing, biochemistry, petrochemical industry, environmental protection, quality control, judicial criminal investigation, inspection, quarantine, forestry, geological exploration, food testing and other industries. It is one of the analytical instruments reused in physical and chemical laboratories.

Advantage

1. Digital LCD display.
2. Automatic zero adjustment.
3. The large sample chamber can accommodate 5-100mm cuvettes.
4. The optional output port RS232 can be used to connect to a printer and a computer.
5. Original imported tungsten lamp ensures the service life of the instrument.
6. The latest microcomputer processing technology, easy to operate.
7.Automatic light gate ensures the service life of the photoelectric sensor and makes instrument testing easier.

Specification

Model	SP-V721E	SP-V721EI	SP-V722E	SP-V722N
Optical System	Single beam, Achromatic 1200 lines/mm grating			
Wavelength Range	350-1020nm		320-1020nm	
Spectral Bandwidth	6nm		5nm	4nm
Wavelength Accuracy	±2nm			
Wavelength Repeatability	≤1nm			≤0.5nm
Photometric Accuracy	±1%T		±0.5%T	
Photometric Repeatability	±0.3%			
Photometric Range	0-200%T, -3-3A, 0-9999C			
Photometric Mode	T,A,C			
Stray Light	≤0.3%T, at 360nm			
Stability	±0.004A/h@500nm			±0.002A/h@500nm
Display	LCD Display			
Sample Rack Size	Standard 1CM	Standard 10CM	Standard 1CM	
Detector	Photodiode			
Output	/		Printer	
Light Source	Tungsten lamp			
Power Supply	AC 220/110V, 50/60Hz			
External Size(WxDxH)(mm)	420x350x185			
Shipping Size(WxDxH)(mm)	520x450x300			
N.W./G.W. (kg)	6/8			



Advantage

1. The SP-V5000 is a visible spectrophotometer with manual wavelength setting. Due to its basic design and affordability, this model is the best choice for routine analysis and general experiments. Excellent performance, wide range of applications and easy operation
2. Microprocessor-controlled, auto-zeroing and automatic 100%T adjustment at the push of a button
3. LCD display for direct readout of transmittance, absorbance and concentration
4. The SP-V5000 utilizes a 1200-line grating for high resolution, low stray light and high parameter accuracy.
5. USB port for data output, which can be connected to a PC for editing with specific software.
6. When connected to a micro-printer, the date can also be printed via the parallel port.
7. The compact design of the SP-V5000 saves bench space.
8. All necessary components, such as the 120 mm wide sample chamber and the long optical path monochromator, have been retained.
9. The SP-V5000 directly displays absorbance, transmittance, concentration and coefficients by switching between different modes.

Specification

Model	SP-V5000
Optical System	Single Beam, Grating 1200 lines/mm
Wavelength Range	325-1000nm
Spectral Bandwidth	4nm
Wavelength Accuracy	±2nm
Wavelength Repeatability	1nm
Photometric Accuracy	±0.5%T
Photometric Repeatability	≤0.2%T
Photometric Range	-0.3-3A, 0-200%T, 0-9999C
Photometric Mode	T, A, C, F
Stray Light	≤0.2%T
Stability	±0.002A/h @ 500nm
Display	LCD
Detector	Silicon Photodiode
Output	USB Port & Parallel Port(Printer)
Light Source	Tungsten Halogen Lamp
Power Supply	AC 85~250V
External Size(W×D×H)(mm)	420x280x180
Shipping Size(W×D×H)(mm)	600x460x330
N.W./G.W. (kg)	8/13

BAWEIS MEDICAL EQUIPMENT

Scanning Visible Double Beam Spectrophotometer



Application

An economical analytical instrument with optional RS232 interface output and excellent photometry accuracy. Widely used in many fields such as medical testing, food, petrochemical industry, environmental protection and monitoring, etc.

Advantage

1. LCD display directly displays the standard curve and test data. The host can store the test data and optionally print it with a printer.
2. USB data output interface, optional professional software for online operation.
3. Built-in analysis software, standard curve can be used for related tests, it can perform continuous testing and store 200 sets of data, and can store 100 standard curves, which can be named directly by the user.
4. Uniquely designed optical system, high-performance 1200 lines/mm grating and imported receiver.
5. Automatic wavelength calibration, automatic wavelength setting.
6. The large sample room can accommodate cuvettes of various sizes from 5 to 100mm.
7. Ultra-thin buttons, simple and convenient to operate.
8. Optional disc rotating automatic eight-link sample holder, with good reliability and centered light spot.

Specification

Model	SP-V723N	SP-V723G
Optical System	Double beam ratio detection	
Wavelength Range	320-1100nm	
Spectral Bandwidth	2nm	4nm
Wavelength Accuracy	±0.5nm	±1nm
Wavelength Repeatability	0.2nm	0.5nm
Photometric Accuracy	0.3%T	0.5%T
Photometric Repeatability	0.15%T	0.2%T
Photometric Range	0-200%T, -3-3A	
Photometric Mode	T,A,C	
Stray Light	≤0.05%T@360nm	≤0.1%T@360nm
Stability	±0.001A/h@500nm	±0.002A/h@500nm
Display	128×64-bit LCD display	
Sample rack	Standard 1CM sample rack	
Detector	Photodiode	
Light Source	Tungsten lamp	
Power Supply	AC 220/110V, 50/60Hz	
External Size(WxDxH)(mm)	510x420x240	
Shipping Size(WxDxH)(mm)	680x560x320	
N.W./G.W. (kg)	12/16	

UV-VIS Single Beam Spectrophotometer



Advantage:

1. The large sample chamber can accommodate 5-100mm cuvettes.
2. Can be directly connected to a special printer (optional) to print data.
3. All key components are imported with original equipment to ensure the accuracy and precision of measurement.
4. Digital display of measurement value.
5. The instrument adopts the latest microcomputer processing technology and is easy to operate.
6. Automatic light gate ensures the service life of the photoelectric sensor and makes instrument testing easier.

Application

This instrument can be widely used in medicine and health, clinical testing, biochemistry, petrochemical industry, environmental protection, quality control, judicial criminal investigation, inspection, quarantine, forestry, geological exploration, food testing and other industries. It is one of the analytical instruments reused in physical and chemical laboratories.

Specification

Model	SP-UV752E	SP-UV752N
Optical system	Achromatic (1200 lines/mm grating)	
Wavelength Range	195-1020nm	
Wavelength Accuracy	±2nm	
Wavelength Repeatability	1nm	
Bandwidth	5nm	4nm
Photometric Accuracy	0.5%T	
Photometric Repeatability	0.2%T	
Photometric Range	0-200%T，-3-3A	
Drift	≤0.2%T	
Baseline straightness	±0.004A/h@500nm	±0.002A/h@500nm
Noise	100%≤0.3%T	
Stability	±0.004A/h@500nm	±0.002A/h@500nm
Way of working	T,A,C	
Display range	0-200%T，-0.3-3A	
Display	4-digit LCD LED display	
Wavelength driver	Manual	
Printer (interface)	Thermal printer (parallel port) option	
Energy (light source)	Imported tungsten lamp, imported deuterium lamp	
Light switching method	Automatic	
Consumption	70W	
Power Supply	AC 220/110V, 50/60Hz	
Shipping Size(WxDxH)(mm)	520×450×300	
N.W./G.W.(kg)	9/11	

Visible Spectrophotometer







Description

The SP-VP722 Spectrophotometer is a compact and easy-to-operate instrument. We can apply it to the measurement of transparent materials' transmittance and absorbance and the concentration's direct reading. They are widely used in clinical testing, petrochemical, health medicine, environmental monitoring, biochemistry and other fields.

Advantage

1. Aspherical light source optics, Curny-terner configuration diffraction grating monochromator.

2. Simple and clear keyboard operation, easy to realize automatic 0%T and 100%T adjustment T/A transformation, coefficient setting, and concentration direct readout function.

3. RS232 parallel interface.

4. With RS232 serial interface, optional micro-printer to print data directly.

5. Spacious sample chamber, 4-position cuvette holder, can be adapted to 1-5 cm optical path rectangular cuvettes.

Specification

Model	SP-VP722
Display Mode	4 digits LED
Wavelength Range	325-1000nm
Light Source Lamp	Halogen-Tungsten Lamp 20W/12V
Wavelength Accuracy	±2 nm
Wavelength Reproducibility	1 nm
Band width	5 nm
Photometric Accuracy	±0.5%(T)(SRM930D)
Photometric Reproducibility	0.2%(T)
Stray Light	≤0.2%(T)
Noise	±0.5%(T)
Scale Display	TRANS: 0-199.9%
ABS	-3.299
(F) (Concentration factor)	1-9999
(C) (Concentration display range)	0-9999
Power Supply	220V/110V±10%; 50/60 Hz
Interface	RS232 serial & parallel I interface
Print	Serial printer/general printer (windows compatible; use software package)
External Size(W×D×H)(mm)	450×420×280
Shipping Size(W×D×H)(mm)	460x430x320
N.W./G.W. (kg)	7/10







Description

SP-V723 has the features of a compact structure, complete functions, high-cost performance. You can use it in drug analysis, water quality control analysis, biochemical and clinical testing, material research, food testing, etc.

Advantage

1. Automatic wavelength detection and calibration, making the wavelength precision high.

2. Wide wavelength range to meet the needs of most spectrophotometric tests.

3. High scanning speed to improve working efficiency.

4. High photometric accuracy improves the efficiency of the assembly process.

5. Offline U disk storage, convenient for users to manage data in Excel and other formats.

6. Equipped with a USB port, you can communicate online without setting any parameters.

7. The electronic system adopts a 32-bit ARM core processor with various offline quantitative measurement functions.

Specification

Model	SP-V723
Wavelength Range	320nm-1100nm
Wavelength Accuracy	±1nm
Wavelength Repeatability	≤0.5nm
Bandwidth	2nm
Photometry Accuracy	±0.5%T
Photometry Repeatability	≤0.2%T
Stray Light	≤0.1%T(220nm, NaI)
Baseline Flatness	±0.002A
Stability	≤0.0008A
Noise	≤0.5%T(100%T), ≤0.2%T(0%T)
Photometry Range	0.0~200%(T), -0.3~4(A)
Display System	128×64 LCD Display
Functional Port	USB-A(U Disk), USB-B(PC), Serial Port(Printer)
External Size(W×D×H)(mm)	370×357×220
Shipping Size(W×D×H)(mm)	450×420×310
N.W./G.W. (kg)	8/11

Visible Spectrophotometer





Advantage

1. Aspherical light source optics, Czerny-turner configuration diffraction grating monochromator.

2. Simple and convenient operation to realize automatic 0% T and 100% T adjustment T / A transformation, concentration of direct readout and coefficient setting function.

3. With RS232 parallel interface and serial interface, can be connected to the printer to print data directly.

4. Spacious sample chamber, 4-position cuvette rack, can be adapted to 1-5 cm optical path rectangular cuvettes.

Specification

Model	SP-VS22
Product Standard	Enterprise Standard Q/SEEK3
Display Mode	4 digits LED
Wavelength Range	340-1000nm
Light Source Lamp	Halogen-Tungsten Lamp, 20W/12V
Wavelength Accuracy	±2 nm
Wavelength Reproducibility	1 nm
Band width	6 nm
Photometric Accuracy	±0.5%(T)(SRM930D)
Photometric Reproducibility	0.3%(T)
Stray Light	≤0.2%(T)
Noise	±0.5%(T)
Scale Display	TRANS, 0-199.9%
ABS	-3.299
(F) (Concentration factor)	1-9999
(C) (Concentration display range)	0-9999
Power Supply	220V/110V±10% 50/60 Hz
Interface	RS232 serial & parallel I interface
Print	Serial printer/general printer (windows compatible; use software package)
Complete set	A set: SP-VS22
	B set: SP-VS22+DATA PROCESSING SOFTWARE PACKAGE
External Size(W×D×H)(mm)	450×420×280
Shipping Size(W×D×H)(mm)	460x430x320
N.W./G.W. (kg)	7/10

BAWER
MEDICAL EQUIPMENT







Description

The spectral lab SP-VS23 visible spectrophotometer is a low-cost product designed for teaching and general analytical purposes. It is low-priced, highly reliable, and easy to operate. It is very suitable for education, environmental protection and other fields.

Advantage

1. The Visible spectrophotometer has a variable wavelength and four scales: Absorbance, Concentration, Transmittance and Coefficient.

2. Use cuvettes or universal test tubes to make measurements directly.

3. A microcomputer controls the instrument and is easy to operate.

4. 12nm spectral slit width provides the sensitivity required for almost any application.

5. One solid-state silicon detector covers the entire wavelength range, eliminating the need to change detectors between analyses.

6. Instrument units, especially the pre-conditioned light source unit, are easy to replace and maintain.

7. Cartridge replacement is freely adjustable.

8. Optical system with grating and toroidal mirrors.

Specification

Model	SP-VS23
Standard	Enterprise Standard, Q/SEEK3
Display Mode	4 digits LED
Wavelength Range	340-950nm
Wavelength Accuracy	±2.5nm
Wavelength Repeatability	≤1nm
Spectral Slit width	12nm
Photometry Accuracy	±2%(T) (tube), ±0.5%(T) (cuvette)
Photometry Repeatability	0.3%т
Voltage Requirements	220V±10% or 110V±10%
Photometry Range	0.0～199.9%(T), -0.3～2.999 A, 1～9999 F, 0～9999 C
Interface	RS232 serial & parallel interface
Print	serial printer, Any printer (for software)
Complete set	A set:SP-VS23
	B set: SP-VS23+Data processing software package
External Size(W×D×H)(mm)	450×420×280
Shipping Size(W×D×H)(mm)	460x430x320
N.W./G.W. (kg)	6/10

Visible Spectrophotometer

Automatic Bullet Ice Maker

Application

Automatic bullet ice makers are commonly used in commercial , research and residential settings for the purpose of producing ice quickly and efficiently.

Colleges and universities, scientific research institutes,

Pharmaceutical and chemical industry, gold mining, food processing, petroleum exploration, medical care and other industry units.

Restaurants, hotels, nightclubs, bars and other places.



Advantage

1.Featuring a elegant all-stainless steel design,surface is easy to clean, and resists oil sticking.

2.Advanced micro-computer control system, operates intelligently and automatically throughout the entire ice-making process.

3.Designed with energy-saving, boasts high efficiency and stability. It produces and removes ice faster, saving time and water while using one-third less electricity than similar products.

4.Equipped with a scientifically configured condensation and temperature system, can operate effectively in a variety of ambient temperatures.

5.Long-term ice-making performance testing and monitoring before the factory, to ensure excellent product performance.



All-stainless steel design,surface is easy to clean, and resists oil sticking.



Full intelligent control:

The ice maker automatically detects the working process of water intake, ice filling, and automatic ice making, without special operations.



Energy-saving design, high efficiency and stability, saving one third of electricity than similar products.

Reliability

Different indications: water shortage, ice full, fault indicates.

High-efficiency insulation, the ice storage space is made of food-grade standard PP material.

Specification



Model	BIM-25	BIM-50	BIM-80	BIM-120
Ice Making Capacity(kg / 24h)	25	50	80	120
Ice Storage(kg)	7	14	25	50
Ice Type	Cylindrical block ice			
Cooling Mode	Forced-air cooling			
Refrigerant	R290(CFC Free)			
Electricity	AC110 / 220V±10%, 50 / 60Hz			
Consumption (W)	240	380	580	760
Size (WxDxH) (mm)	398x542x682	400x510x825	500x612x900	680x610x1050
Shipping Size (WxDxH) (mm)	520x660x800	520x630x940	610x720x1020	920x790x1210

Blood Bank Refrigerator

Description

Blood bank refrigerator, designed for professional storage of blood, blood-derived products, medicines also bio products, widely used in blood banks, hospitals, CDCs.



Advantage

1.Forced-air cooling system with electrical heat compensation controlled by microprocessor.

2.Auto-defrost system ensures no moisture on cooling surface.

3.Clear LED screen and control panel support easy display and operation.

4.Frost free door made by three-layer toughened glass.

5.Separated inner acrylic doors ensure less affection on each space when the other door opened.

6.Adjustable shelves and separated basket for maximum safety storage and use.

7.Automatic ON/OFF light also controlled from control panel.

8.Standard 25mm test hole for connecting temperature monitoring systems.

9.Lockable universal caster wheels.

Reliability

- Audible and visible alarm: High/low temperature, power failure, voltage abnormal, door ajar, backup battery,power failure alarm for 72 hours.
- Lockable doors and password protected microprocessor parameter setting prevents unauthorized access.
- USB port for temperature data exporting.
- Standard with thermal printer.
- Build-in backup battery to display temperature and to operate audible and visual alarm systems for up to 72 hours without AC power.



Inner acrylic doors



Thermal printer



SS drawers for BR-4V1000



Digital display for easy observation.



Shelves or drawers designed for easy sorting of various blood products.



Standard test hole.



Safety lock to prevent unauthorized access.



Forced-air cooling system.



Caster design and leveling feet.

BAWERS MEDICAL EQUIPMENT

Blood Bank Refrigerator











Specification

Model		BR-4V110	BR-4V210	BR-4V370	BR-4V660	BR-4V1000
Capacity (L)		108	208	368	658	1008
Size (WxDxH)	Internal (mm)	432x462x478	432x462x978	685x429x1380	1100x454x1325	1100x684x1325
	External (mm)	540x630x1030	540x640x1530	785x565x1920	1220x648x1885	1240x860x1895
Temperature	Range (°C) at RT. 10 ~ 32°C	4 ± 1	4 ± 1	4 ± 1	4 ± 1	4 ± 1
	Sensor	NTC	NTC	NTC	NTC	NTC
	Controller	Microprocessor	Microprocessor	Microprocessor	Microprocessor	Microprocessor
Cooling Stystem	Refrigerant	R134a (CFC Free)	R134a (CFC Free)	R134a (CFC Free)	R134a (CFC Free)	R134a (CFC Free)
	Defrost	Auto	Auto	Auto	Auto	Auto
	Compressor (Qty)	EMBRACO / 1	EMBRACO / 1	EMBRACO / 1	SECOP / 1	SECOP / 1
Display		Digital display	Digital display	Digital display	Digital display	Digital display
Audible &Visible Alarm	High / Low temperature	Standard	Standard	Standard	Standard	Standard
	High ambient temperature	Standard	Standard	Standard	Standard	Standard
	Sensor error	Standard	Standard	Standard	Standard	Standard
	Low battery	Standard	Standard	Standard	Standard	Standard
	Power failure backup system (alarm)	72h	72h	72h	72h	72h
Material	Internal	Stainless steel, grade 304	Stainless steel, grade 304	Stainless steel, grade 304	Stainless steel, grade 304	Stainless steel, grade 304
	External	Electro-galvanized steel with antimicrobial powder coating	Electro-galvanized steel with antimicrobial powder coating	Electro-galvanized steel with antimicrobial powder coating	Electro-galvanized steel with antimi-crobial powder coating	Electro-galvanized steel with antimicrobial powder coating
Accessories	USB port	Optional	Optional	Standard	Optional	Optional
	Casters	Standard	Standard	Standard	Standard	Standard
	Test hole (Qty) / Diameter (mm)	1 / 25	1 / 25	1 / 25	1 / 25	1 / 25
Shelves / Drawers (Qty)		Shelves / 2	Shelves / 4	Shelves / 4	Shelves / 12	Drawers / 12
Sound Emission (dB)		49.6	51.2	51.2	51.2	53.6
Electricity	Voltage / Frequency	AC110 / 220V±10%, 50 / 60Hz	AC110 / 220V±10%, 50 / 60Hz	AC110 / 220V±10%, 50 / 60Hz	AC110 / 220V±10%, 50 / 60Hz	AC110 / 220V±10%, 50 / 60Hz
	Consumption (W)	175	183	325	364	513
N.W./G.W. (kg)		74/95	96/120	128 / 135	202 / 257	265 / 335
Shipping Size (WxDxH) (mm)		700x585x1200	590x700x1700	890x650x2100	1300x735x2110	1325x970x2130
Bloodbags (450ml)(Qty)		66	132	200	360	576

Freezer Racks and Box（-86℃ Freezer use）



Drawer type



Side-access type



Lift-up type



Freezer box: PP material

Specifications

Product name	Model	Specification	External Size (WxDxH) (mm)	Capacity (Freezer Boxes which can be hold)	Material
Freezer Racks	R255A	Side-access type; 5 layers*5 rows; For 2-inch Freezer box	140*688*290	25pcs Freezer boxes 2"	SS 304
Freezer Racks	R255B	Drawer type; 5 layers*5 rows; For 2-inch Freezer box	140*688*290	25pcs Freezer boxes 2"	SS 304
Freezer Racks	R254A	Side-access type; 5 layers*4 rows; For 2-inch Freezer box	140*544*290	20pcs Freezer boxes 2"	SS 304
Freezer Racks	R254B	Drawer type; 5 layers*4 rows; For 2-inch Freezer box	140*554*290	20pcs Freezer boxes 2"	SS 304
Freezer Racks	R253A	Side-access type; 5 layers*3 rows; For 2-inch Freezer box	140*419*290	15pcs Freezer boxes 2"	SS 304
Freezer Racks	R253B	Drawer type; 5 layers*3 rows; For 2-inch Freezer box	140*419*290	15pcs Freezer boxes 2"	SS 304
Freezer Racks	R244A	Side-access type; 4 layers*4 rows; For 2-inch Freezer box	140*554*236	16pcs Freezer boxes 2"	SS 304
Freezer Racks	R244B	Drawer type; 4 layers*4 rows; For 2-inch Freezer box	140*554*236	16pcs Freezer boxes 2"	SS 304
Freezer Racks	R243B	Drawer type; 4 layers*3 rows; For 2-inch Freezer box	140*419*236	12pcs Freezer boxes 2"	SS 304
Freezer Racks	R334B	Drawer type; 3 layers*4 rows; For 3-inch Freezer box	140*554*261	12pcs Freezer boxes 3"	SS 304
Freezer Racks	R335B	Drawer type; 3 layers*5 rows; For 3-inch Freezer box	140*688*261	15pcs Freezer boxes 3"	SS 304
Freezer Racks	R274B	Drawer type; 7 layers*5 rows; For 2-inch Freezer box	140*554*405	28pcs Freezer boxes 2"	SS 304
Freezer Racks	R11	Lift-up type; For 2-inch Freezer box	140*147*633	11pcs Freezer boxes 2"	SS 304
Freezer Racks	R10	Lift-up type; For 2-inch Freezer box	140*147*576	10pcs Freezer boxes 2"	SS 304
Freezer Racks	R8	Lift-up type; For 2-inch Freezer box	140*147*461	8pcs Freezer boxes 2"	SS 304
Freezing box	CT0081	2-inch 81 grid	133*133*53	81pcs cryovials, plastic, with grid numbers	PP material
Freezing box	CT0100	2-inch 100 grid	133*133*53	100pcs cryovials, plastic, with grid numbers	PP material

BAWERS MEDICAL EQUIPMENT

-25°C Chest Freezer

CE

Advantage

Clear LED screen.

Safety lock prevents unauthorized access.

Universal caster wheels.

Eco friendly CFC-free refrigerant also save energy.

Standard 25mm test hole to measure and verify the temperature inside the chamber.







LED display for easy observation



Test port



Safety lock

Reliability

- Audible and visible alarm: high and low temperature, sensor error, power failure backup system alarm.
- Build-in backup battery to display temperature and to operate audible and visual alarm systems for up to 12 hours without AC power.
- Power failure protect: Device could be attacked by the high current when all devices in the lab restart, start-delay function would protect device from the damage.
- Door lock design to prevent unauthorized access.

Specification

Model		FZ-25H110	FZ-25H310	FZ-25H490
Capacity (L)		105	305	485
Size (WxDxH)	Internal (mm)	480x380x665	1000x520x665	1455x525x665
	External (mm)	621x588x883	1140x742x883	1655x755x915
Temperature	Range (°C) at RT. 10 ~ 32°C	-10 ~ -25	-10 ~ -25	-10 ~ -25
	Sensor	NTC	NTC	NTC
Cooling Systm	Controller	Microprocessor	Microprocessor	Microprocessor
	Refrigerant	R290 (CFC Free)	R134a (CFC Free)	R290 (CFC Free)
	Defrost	Manual	Manual	Manual
	Compressor (Qty)	DONPER / 1	China Brand / 1	CUBIGELN / 1
Display		Digital display	Digital display	Digital display
Audible &Visible Alarm	High / Low temperature	Standard	Standard	Standard
	High ambient temperature	/	/	/
	Sensor error	Standard	Standard	Standard
	Abnormal voltage	/	/	/
	Power failure backup system(alarm)	12h	12h	12h
	Door ajar	/	/	/
Material	Internal	Electro-galvanized steel with antimicrobial powder coating	Electro-galvanized steel with antimicrobial powder coating	Stainless steel, grade 304
	External	Electro-galvanized steel with antimicrobial powder coating	Electro-galvanized steel with antimicrobial powder coating	Electro-galvanized steel with antimicrobial powder coating
Accessories	USB port	/	/	/
	Casters	Standard	Standard	Standard
	Data logger	Optional	Optional	Optional
	Remote alarm port	/	/	/
	Test hole (Qty) / Diameter (mm)	1 / 25	1 / 25	1 / 25
Shelves / Drawers (Qty)		/	/	/
Sound Emission (dB)		46	52	55
Electricity	Voltage / Frequency	AC110 / 220V±10%, 50 / 60Hz	AC110 / 220V±10%, 50 / 60Hz	AC110 / 220V±10%, 50 / 60Hz
	Consumption (W)	174	128	295
N.W. / G.W. (Kg)		31 / 34	66 / 70	124 / 138
Shipping Size (WxDxH) (mm)		670x610x980	1225x772x1010	1710x885x1020

BAWERS MEDICAL EQUIPMENT

-25°C Chest Freezer

-25°C Chest Freezer

Advantage

Clear LED screen.

Safety lock prevents unauthorized access.

Universal caster wheels.

Eco friendly CFC-free refrigerant also save energy.

Standard 25mm test hole to measure and verify the temperature inside the chamber.





LED display for easy observation



Test port



Safety lock

Reliability

Audible and visible alarm: high and low temperature, sensor error, power failure backup system alarm.

Build-in backup battery to display temperature and to operate audible and visual alarm systems for up to 12 hours without AC power.

Power failure protect: Device could be attacked by the high current when all devices in the lab restart, start-delay function would protect device from the damage.

Door lock design to prevent unauthorized access.



Specification

Model		FZ-25H110	FZ-25H310	FZ-25H490
Capacity (L)		105	305	485
Size (WxDxH)	Internal (mm)	480x380x665	1000x520x665	1455x525x665
	External (mm)	621x588x883	1140x742x883	1655x755x915
Temperature	Range (°C) at RT. 10 ~ 32°C	-10 ~ -25	-10 ~ -25	-10 ~ -25
	Sensor	NTC	NTC	NTC
Cooling Systim	Controller	Microprocessor	Microprocessor	Microprocessor
	Refrigerant	R290 (CFC Free)	R134a (CFC Free)	R290 (CFC Free)
	Defrost	Manual	Manual	Manual
	Compressor (Qty)	DONPER / 1	China Brand / 1	CUBIGELN / 1
Display		Digital display	Digital display	Digital display
Audible &Visible Alarm	High / Low temperature	Standard	Standard	Standard
	High ambient temperature	/	/	/
	Sensor error	Standard	Standard	Standard
	Abnormal voltage	/	/	/
	Power failure backup system(alarm)	12h	12h	12h
	Door ajar	/	/	/
Material	Internal	Electro-galvanized steel with antimicrobial powder coating	Electro-galvanized steel with antimicrobial powder coating	Stainless steel, grade 304
	External	Electro-galvanized steel with antimicrobial powder coating	Electro-galvanized steel with antimicrobial powder coating	Electro-galvanized steel with antimicrobial powder coating
Accessories	USB port	/	/	/
	Casters	Standard	Standard	Standard
	Data logger	Optional	Optional	Optional
	Remote alarm port	/	/	/
	Test hole (Qty) / Diameter (mm)	1 / 25	1 / 25	1 / 25
Shelves / Drawers (Qty)		/	/	/
Sound Emission (dB)		46	52	55
Electricity	Voltage / Frequency	AC110 / 220V±10%, 50 / 60Hz	AC110 / 220V±10%, 50 / 60Hz	AC110 / 220V±10%, 50 / 60Hz
	Consumption (W)	174	128	295
N.W. / G.W. (Kg)		31 / 34	66 / 70	124 / 138
Shipping Size (WxDxH) (mm)		670x610x980	1225x772x1010	1710x885x1020

BAWERS MEDICAL EQUIPMENT

-25°C Upright Freezer

CE

Description

-25°C Freezers are widely used in hospitals and laboratories, to store drugs, vaccines, blood, enzymes, hormones, stem cells, extracted RNA and gene libraries, and important biological and chemical reagents.



Advantage

1.Clear LED screen and control panel support easy display and operation.

2.Lockable universal caster wheels.

3.Inner doors or drawer design makes separated storage possible.

4.Eco friendly CFC-free refrigerant also save energy.

5.Coil evaporator for better performance & easy maintenance.



Independent inner door to avoid more cooling leakage, and provide more stable inside temperature performance.



Upright side door with build-in handle for easy-opening; limit door hinge to prevent collision when door open.

Reliability

Audible and visible alarm: high and low temperature, sensor error, power off, temperature controller malfunction, door ajar alarm.

Safety password protected control panel prevents unauthorized system modification.

Power failure protect: Device could be attacked by the high current when all devices in the lab restart, start-delay function would protect device from the damage.







Specification

Model		FZ-25V100	FZ-25V270E	FZ-25V330E
Capacity (L)		100	268	328
Size (WxDxH)	Internal (mm)	410x410x670	508x455x1137	508x455x1393
	External (mm)	540x540x880	673x676x1630	673x676x1886
Temperature	Range (°C) at RT. 10 ~ 32°C	-10 ~ -25°C	-10 ~ -25	-10 ~ -25
	Sensor	NTC	NTC	NTC
Cooling Stystem	Controller	Microprocessor	Microprocessor	Microprocessor
	Refrigerant	R600a	R290	R290
	Defrost	Manual	Manual	Manual
	Compressor (Qty)	KY55C45G / 1	CUBIGELN / 1	CUBIGELN / 1
Display		Digital display	Digital display	Digital display
Audible &Visible Alarm	High / Low temperature	Standard	Standard	Standard
	High ambient temperature	/	/	/
	Sensor error	Standard	Standard	Standard
	Abnormal voltage	/	/	/
	Power failure backup system(alarm)	8h	8h	8h
	Door ajar	Standard	Standard	Standard
Material	Internal	HIPS	Electro-galvanized steel with antimicrobial powder coating	Electro-galvanized steel with antimicrobial powder coating
	External	Electro-galvanized steel with antimicrobial powder coating	Electro-galvanized steel with antimicrobial powder coating	Electro-galvanized steel with antimicrobial powder coating
Accessories	USB port	/	/	/
	Casters	/	Standard	Standard
	Data logger	Optional	Optional	Optional
	Remote alarm port	/	Standard	Standard
	Test hole (Qty) / Diameter (mm)	/	1 / 25	1 / 25
Shelves / Drawers (Qty)		Shelves / 3 , Drawers / 4	Shelves / 3	Shelves / 4
Sound Emission (dB)		50	46	46
Electricity	Voltage / Frequency	AC110/220V ± 10% , 50/60Hz	AC110/220V ± 10% ,50/60Hz	AC110/220V ± 10% , 50/60Hz
	Consumption (W)	150	180	180
N.W. / G.W. (Kg)		40 / 43	98.5 / 115	113 / 131
Shipping Size (WxDxH) (mm)		590x590x900	770x770x1804	770x770x2040

BAWERS MEDICAL EQUIPMENT

-25°C Upright Freezer

CE













-25°C Upright Freezer

Specification

Model		FZ-25V280W	FZ-25V360	FZ-25V530	FZ-25V1000	RFZ-25V300	RFZ-25V370
Capacity (L)		278	358	528	936	R: 198 F: 102	R: 183 F: 185
Size (WxDxH)	Internal (mm)	480x415x1460	466x636x625	(651x631.5x635)x2	1000x700x1335	R: 565x480x759 F: 461x465x600	R: 580x626x625 F: 466x636x625
	External (mm)	659x600x1694	720x830x1870	900x818x1875	1304x1000x2017	650x620x1980	720x830x1870
Temperature	Range at RT. 10 ~ 32°C	-10 ~ -25°C	-10 ~ -25°C	-10 ~ -25°C	-10 ~ -25°C	F: -10 ~ -25°C R: 2 ~ 8°C	F: -10 ~ -25°C R: 2 ~ 8°C
	Sensor	NTC	NTC	NTC	PTC	NTC	NTC
	Controller	Microprocessor	Microprocessor	Microprocessor	Microprocessor	Microprocessor	Microprocessor
Cooling System	Refrigerant(CFC Free)	R290	R290	R290	R404A	R290	R600a &R290
	Defrost	Manual	Manual	Manual	Manual	Manual	Manual
	Compressor (Qty)	DONPER / 1	CUBIGELN / 2	MEIZHI / 2	SECOP / 2	China Brand / 2	China Brand / 2
Display		Digital display	Digital display	Digital display	Digital display	Digital display	Digital display
Audible& Visible Alarm	High / Low temp	Standard	Standard	Standard	Standard	Standard	Standard
	High ambient temp	/	Standard	Standard	Standard	/	Standard
	Sensor error	Standard	Standard	Standard	Standard	Standard	Standard
	Abnormal voltage	/	/	/	Standard	/	/
	Door ajar	Standard	Standard	Standard	Standard	Standard	Standard
	Power failure backup system(alarm)	/	8h	8h	72h	8h	8h
Material	Internal	Electro-galvanized steel with antimicrobial powder coating	Electro-galvanized steel with antimicrobial powder coating	Electro-galvanized steel with antimicro-bial powder coating	Stainless steel, grade 304	Engineering plastics	SPCC sprayed steel
	External	Electro-galvanized steel with antimicrobial powder coating	Electro-galvanized steel with antimicrobial powder coating	Electro-galvanized steel with antimicro-bial powder coating	Electro-galvanized steel with antimicrobial powder coating	SPCC sprayed steel	SPCC sprayed steel
Accessories	USB port	/	Standard	Standard	Standard	/	Standard
	Casters	Standard	Standard	Standard	Standard	Standard	Standard
	Data logger	Optional	Optional	Optional	Optional	Optional	Optional
	Remote alarm port	/	Standard	Standard	Standard	/	Standard
	Test hole(Qty)	1 / ø25mm	2 / ø25mm	2 / 25	1 / 18	/	2 / 25
Shelves / Drawers (Qty)		Drawers / 7	Shelves/4 , Drawers/12	Shelves/4 , Drawers/18	Shelves/3	Shelves/2 , Drawers/3	Shelves/2 , Drawers 6
Sound Emission (dB)		46	49	55	50	49	50
Electricity	Voltage / Frequency	AC110/220V ± 10% , 50/60Hz	AC110/220V ± 10% , 50/60Hz	AC 110/220V ± 10% , 50/60Hz	AC 110/220V ± 10% , 50/60Hz	AC110/220V±10% , 50/60Hz	AC 110/220V ± 10% , 50/60Hz
	Consumption (W)	180	310	260	1000	349	300
N.W. / G.W. (kg)		105 / 115	138/178	160 / 180	378 / 413	100 / 120	130 / 170
Shipping Size (WxDxH) (mm)		710x678x1770	780x920x1990	921x960x1950	1350x1080x2150	720x695x2015	775x920x1990

BAWERS MEDICAL EQUIPMENT

-25°C Upright Freezer



Advantage

Temperature range: -5~-25℃, adjustable

Defrost:Manual

Refrigerant:Mixed with CFC free

PTC sensorr

1.Microcomputer control, real-time temperature display, temperature with 0.1°C increment .

2.High and low temperature alarm function, alarm temperature value can be set as required.

3.Inner chamber temperature is adjustable; Alarm temperature could be customized as requirements.

4.Built in adjustable stainless steel shelf, easy to use and to clean.

5.Food grade stainless steel inner chamber, safe and secure.

6.Heavy duty caster design, easy to move.

7.Safety door lock is designed to prevent random opening.

8.Wide voltage band design, suitable for 187V ~ 242V AC voltage.

Reliability

Audible and visible alarm: high and low temperature & sensor erroralarm.

Multiple protection functions: frequent start-up protection, refrigeration system keeps running in case of sensor failure



Specification

Model		FZ-25V410	FZ-25V610	FZ-25V710
Capacity (L)		408	608	708
Size (WxDxH)	Internal (mm)	550x630x1140	700x680x1255	850x735x1170
	External (mm)	850x960x1860	940x980x1920	1090x1010x1860
Temperature	Range at RT. 10 ~ 32°C	-5~-25℃adjustable	-5~-25℃adjustable	-5~-25℃adjustable
	Sensor	PTC	PTC	PTC
	Controller	Microprocessor	Microprocessor	Microprocessor
Cooling Stystem	Refrigerant	Mixed-gas (CFC Free)	Mixed-gas (CFC Free)	Mixed-gas (CFC Free)
	Defrost	Manual	Manual	Manual
	Compressor (Qty)	SECOP/2	SECOP/2	SECOP/2
Display		LED	LED	LED
Audible &Visible Alarm	High/Low temp	Standard	Standard	Standard
	Abnormal voltage	Optional(LCD)	Optional(LCD)	Optional(LCD)
	Sensor error	Standard	Standard	Standard
	Condenser dirty blockage	Optional(LCD)	Optional(LCD)	Optional(LCD)
	Low battery	Optional(LCD)	Optional(LCD)	Optional(LCD)
	Power failure backup	Optional(LCD)	Optional(LCD)	Optional(LCD)
	Door ajar	Optional(LCD)	Optional(LCD)	Optional(LCD)
Material	External	Electro-galvanized steel with antimicrobial powder coating	Electro-galvanized steel with antimicrobial powder coating	Electro-galvanized steel with antimicrobial powder coating
	Inner door	304 stainless steelStandard	304 stainless steelStandard	304 stainless steelStandard
Accessories	Casters	Standard	Standard	Standard
	Temp recorder	Optional	Optional	Optional
	Test hole(Qty)	1/ ø18mm	1/ ø18mm	1/ ø18mm
Shelves / Drawers (Qty)		Shelves / 3	Shelves / 3	Shelves / 3
Sound Emission (dB)		60	60	60
Electricity	Voltage/Frequency	220V，50/60Hz;110V,60Hz420	220V，50/60Hz;110V,60Hz	220V，50/60Hz;110V,60Hz
	Consumption (W)	350	720	760
N.W. / G.W. (kg)		200/230	265/295	285/315
Shipping Size (WxDxH) (mm)		930x1060x2010	1020x1080x2070	1170x1110x2010
x Optional (LCD)		These alarm functions are only available when the LCD screen is selected.		

-25°C Upright Freezer

-40°C Chest Freezer

CE



Advantage

Temperature range: -15 ~ -45℃, adjustable

Defrost:Manual

Refrigerant:Mixed with CFC free

PTC sensorr

1.Microcomputer control, real-time temperature display, temperature with 0.1°C increment .

2.High and low temperature alarm function, alarm temperature value can be set as required.

3.Inner chamber temperature is adjustable; Alarm temperature could be customized as requirements.

4.Built in adjustable stainless steel shelf, easy to use and to clean.

5.Food grade stainless steel inner chamber, safe and secure.

6.Heavy duty caster design, easy to move.

7.Safety door lock is designed to prevent random opening.

8.Wide voltage band design, suitable for 187V ~ 242V AC voltage.

Reliability

Audible and visible alarm: high and low temperature & sensor erroralarm.

Multiple protection functions: frequent start-up protection, refrigeration system keeps running in case of sensor failure





Specification

Model		FZ-40H220	FZ-40H420
Capacity (L)		220	420
Size (WxDxH)	Internal (mm)	960x470x600	1480x470x680
	External (mm)	1160x765x885	1680x765x985
Temperature	Range (℃)	-15 ~ -45℃, adjustable	-15 ~ -45℃, adjustable
	Sensor	PTC	PTC
	Controller	Microprocessor	Microprocessor
Cooling System	Refrigerant	Mixed-gas (CFC Free)	Mixed-gas (CFC Free)
	Defrost	Manual	Manual
	Compressor (Qty)	SECOP/1	SECOP/1
Display		LED	LED
Audible& Visible Alarm	High/Low temperature	Standard	Standard
	Sensor failure	Standard	Standard
Material	External	Electro-galvanized steel with antimicrobial powder coating	Electro-galvanized steel with antimicrobial powder coating
	Inner door	304 stainless steelStandard	304 stainless steelStandard
	Casters	Standard	Standard
	Temperature recorder	Optional	Optional
	Test hole (Qty) / Diameter (mm)	1/ ø18mm	1/ ø18mm
Shelves / Drawers (Qty)		/	/
Sound Emission (dB)		60	60
Electricity	Voltage / Frequency	220V，50/60Hz;110V,60Hz	220V，50/60Hz;110V,60Hz
	Consumption (W)	380	380
N.W. / G.W. (kg)		106/136	146/176
Shipping Size (WxDxH) (mm)		1260x845x1035	1780x845x1135

BAWERS MEDICAL EQUIPMENT

-40°C Chest Freezer

-40°C Chest Freezer



Advantage

1.Clear LED screen and control panel support easy display and operation.

2.Lockable universal caster wheels.

3.Inner doors or drawer design makes separated storage possible.

4.Eco friendly CFC-free refrigerant also save energy.

5.Standard testing hole.Optimized refrigeration system designed to maximize cooling effect and temperature uniformity.

6.Door lock for storage safety.

7.Wide voltage tolerance design with applicable voltage range of 187-242V/AC.





Door lock design to avoid abnormal door open.

Reliability

Audible and visible alarm: high and low temperature, sensor error, power failure backup system alarm.

Build-in backup battery to display temperature and to operate audible and visual alarm systems for up to 12 hours without AC power.

Power failure protect: Device could be attacked by the high current when all devices in the lab restart, start-delay function would protect device from the damage.

Door lock design to prevent unauthorized access.



Specification

Model		FZ-40H110	FZ-40H310	FZ-40H490
Capacity (L)		105	305	485
Size (WxDxH)	Internal (mm)	480x380x665	1000x520x665	1455x525x665
	External (mm)	694x686x942	1218x840x940	1667x863x949
Temperature	Range (°C) at RT. 10 ~ 32°C	-10 ~ -40	-20 ~ -40	-20 ~ -40
	Sensor	NTC	NTC	NTC
Cooling Stystem	Controller	Microprocessor	Microprocessor	Microprocessor
	Refrigerant	R290 (CFC Free)	R290 (CFC Free)	R290 (CFC Free)
	Defrost	Manual	Manual	Manual
	Compressor (Qty)	CUBIGEL / 1	CUBIGEL / 1	CUBIGEL / 1
Display		Digital display	Digital display	Digital display
Audible &Visible Alarm	High / Low temperature	Standard	Standard	Standard
	High ambient temperature	/	/	/
	Sensor error	Standard	Standard	Standard
	Low baterry	/	/	/
	Power failure backup system(alarm)	12h	12h	12h
Material	Internal	Stainless steel, grade 304	Electro-galvanized steel with antimicrobial powder coating	Stainless steel, grade 304
	External	Electro-galvanized steel with antimicrobial powder coating	Electro-galvanized steel with antimicrobial powder coating	Electro-galvanized steel with antimicrobial powder coating
Accessories	USB port	/	/	/
	Casters	Standard	Standard	Standard
	Remote alarm port	/	/	/
	Test hole (Qty) / Diameter (mm)	2 / 20	2 / 20	2 / 20
Shelves / Drawers (Qty)		/	/	/
Sound Emission (dB)		50	52	55
Electricity	Voltage / Frequency	AC110 / 220V±10%, 50 / 60Hz	AC110 / 220V±10%, 50 / 60Hz	AC110 / 220V±10%, 50 / 60Hz
	Consumption (W)	160	162	295
N.W. / G.W. (kg)		52 / 64.5	80 / 85	108 / 135
Shipping Size (WxDxH) (mm)		750x700x1040	1295x842x1070	1775x880x1060

-40°C Upright Freezer



Advantage

High density CFC-free urethane foam insulation.



Microprocessor control, digital display, adjustable temperature range: -20°C ~ -40°C.



Independent inner door or drawers to avoid more cooling leakage.



Safety lock prevents unauthorized access.



Lockable caster design for customer to move as needed.

Reliability

- Audible and visible alarm: high and low temperature, sensor error, power failure backup system alarm.
- Build-in backup battery to display temperature and to operate audible and visual alarm systems for up to 12 hours without AC power.
- Power failure protect: Device could be attacked by the high current when all devices in the lab restart, start-delay function would protect device from the damage.
- Door lock design to prevent unauthorized access.

-40°C Deep freezer designed to store vaccines blood plasma, and many other biological materials, Installations can be found in researching institution and clinical sites in life science, electronic testing and medical markets.

Optional

USB and temperature recorder.







Specification

Model		FZ-40V270E	FZ-40V280E	FZ-40V330E
Capacity (L)		268	278	328
Size (WxDxH)	Internal (mm)	508x455x1137	480x415x1460	508x455x1393
	External (mm)	673x676x1630	659x600x1694	673x676x1886
Temperature	Range (°C) at RT. 10 ~ 32°C	-20 ~ -40	-20 ~ -40	-20 ~ -40
	Sensor	NTC	NTC	NTC
Cooling System	Controller	Microprocessor	Microprocessor	Microprocessor
	Refrigerant	R290 (CFC Free)	R290 (CFC Free)	R290 (CFC Free)
	Defrost	Manual	Manual	Manual
	Compressor (Qty)	CUBIGEL / 1	CUBIGEL / 1	CUBIGEL / 1
Display		Digital display	Digital display	Digital display
Audible &Visible Alarm	High / Low temperature	Standard	Standard	Standard
	High ambient temperature	/	/	/
	Sensor error	Standard	Standard	Standard
	Low baterry	/	/	/
	Power failure backup system(alarm)	8h	/	8h
Material	Internal	Electro-galvanized steel with antimicrobial powder coating	Electro-galvanized steel with antimicrobial powder coating	Electro-galvanized steel with antimicrobial powder coating
	External	Electro-galvanized steel with antimicrobial powder coating	Electro-galvanized steel with antimicrobial powder coating	Electro-galvanized steel with antimicrobial powder coating
Accessories	USB port	/	/	/
	Casters	Standard	Standard	Standard
	Remote alarm port	Standard	/	Standard
	Test hole (Qty) / Diameter (mm)	2 / 20	2 / 20	2/20
Shelves / Drawers (Qty)		Shelves / 3	Drawers / 7	Shelves / 4
Sound Emission (dB)		48	50	48
Electricity	Voltage / Frequency	AC110 / 220V±10%, 50 / 60Hz	AC110 / 220V±10%, 50 / 60Hz	AC110 / 220V±10%, 50 / 60Hz
	Consumption (W)	300	280	300
N.W. / G.W. (kg)		98.5 / 118	79 / 104.5	110.3 / 132
Shipping Size (WxDxH) (mm)		760x760x1750	725x665x1850	750x760x2030

POWERS MEDICAL EQUIPMENT

-40°C Upright Freezer

CE



Advantage



Height-adjustable shelf trays allow operator to adjust the inside of the chambers according to the size of the samples.



Equipped with separate doors or drawers that suppress the leakage of cold air during opening and closing of the doors.



Door latch with provision for a padlock for extra protection of samples.



Safety lock prevents unauthorized access.

Reliability

- Audible and visible alarm: high and low temperature, sensor error, power failure backup system alarm.
- Build-in backup battery to display temperature and to operate audible and visual alarm systems for up to 12 hours without AC power.
- Power failure protect: Device could be attacked by the high current when all devices in the lab restart, start-delay function would protect device from the damage.
- Door lock design to prevent unauthorized access.

-40°C Upright Freezer



Specification

Model		FZ-40V360	FZ-40V530	FZ-40V1000	RFZ-40V370
Capacity (L)		358	528	936	368
Size(WxDxH)	Internal (mm)	(466x636x625)x2	(651x631.5x635)x2	1000x700x1335	F:580x626x625; R:466x636x625
	External (mm)	720x830x1870	900x818x1875	1304x1000x2017	720x830x1870
Temperature	Range at RT. 10 ~ 32°C	-20 ~ -40°C	-20 ~ -40°C	-25 ~ -40°C	F:-20 ~ -40°C R:2 ~ 8°C
	Sensor	NTC	NTC	PTC	NTC
	Controller	Microprocessor	Microprocessor	Microprocessor	Microp
Cooling Stystem	Refrigerant	R290 (CFC Free)	R290 (CFC Free)	R290 (CFC Free)	R290
	Defrost	Manual	Manual	Manual	Manua
	Compressor (Qty)	CUBIGEL / 2	CUBIGEL / 1	SECOP / 2	CUBIG
Display		Digital display	Digital display	Digital display	Digital
Audible& Visible Alarm	High/Low temp	Standard	Standard	Standard	Standa
	High ambient temp	Standard	Standard	Standard	Standa
	Sensor error	Standard	Standard	Standard	Standard
	Low battery	/	/	Standard	/
	Power failure backup system(alarm)	8h	8h	72h	8h
Material	Internal	Electro-galvanized steel with antimicrobial powder coating	Electro-galvanized steel with antimicrobial powder coating	Stainless steel, grade 304	Electro-galvanized steel with antimicrobial powder coating
	External	Electro-galvanized steel with antimicrobial powder coating	Electro-galvanized steel with antimicrobial powder coating	Electro-galvanized steel with antimicrobial powder coating	Electro-galvanized steel with antimicrobial powder coating
Accessories	USB port	Standard	Standard	Standard	Standard
	Casters	Standard	Standard	Standard	Standard
	Remote alarm port	Optional	Standard	Standard	Optional
	Test hole (Qty)	2 / ø20mm	2 / ø20mm	2 / ø20mm	2 / ø20mm
Shelves / Drawers (Qty)		4 Shelves, 12 Drawers	4 Shelves, 18 Drawers	3 Shelves	2 Shelves, 6 Drawers
Sound Emission (dB)		49	55	50	50
Electricity	Voltage/Frequency	AC110/220V±10%, 50/60Hz	AC110/220V±10%, 50/60Hz	AC110/220V±10%, 50/60Hz	AC110/220V±10%, 50/60Hz
	Consumption (W)	310	340	1000	430
N.W. / G.W. (kg)		138 / 178	151 / 184	372 / 416	137 / 166
Shipping Size (WxDxH) (mm)		780x920x1990	930x970x2000	1360x1135x2170	775x920x1990

BAWER MEDICAL EQUIPMENT

-40°C Upright Freezer



Advantage

Temperature range: -15°C ~-45°C , adjustable

Defrost: Manual

Refrigerant: Mixed-gas (CFC Free)

PTC sensor

1.Ultra-thick foam layer and double-sealed door effectively protect the freezer's internal temperature.

2.Cooling system is optimized for self-replication, and the imported compressor provides strong and efficient refrigeration capacity.

3.Built in stainless steel shelves, easy to use and to clean.

4.Safety lock prevents unauthorized access.

5.Universal casters design, easy to move.

Reliability

Audible and visible alarm: high and low temperature & sensor erroralarm.

Wide voltage band design, suits for 187V ~ 242V AC voltage.

Stainless steel 304 internal and shelves, anti-rust for longer life.

Door lock design to prevent unauthorized access.





Specification

Model		FZ-40V410	FZ-40V610	FZ-40V710	FZ-40V810
Capacity (L)		408	608	708	808
Size (WxDxH)	Internal (mm)	550x630x1140	700x680x1255	850x735x1170	850x735x1335
	External (mm)	850x960x1860	940x980x1920	1090x1010x1860	1090x1010x2025
Temperature	Range at RT. 10 ~ 32°C	-15~ -45°C	-15~ -45°C	-15~ -45°C	-15~ -45°C
	Sensor	PTC	PTC	PTC	PTC
	Controller	Microprocessor	Microprocessor	Microprocessor	Microprocessor
Cooling Stystem	Refrigerant	Mixed-gas (CFC Free)	Mixed-gas (CFC Free)	Mixed-gas (CFC Free)	Mixed-gas (CFC Free)
	Defrost	Manual	Manual	Manual	Manual
	Compressor (Qty)	(SECOP)DANFOSS/1	(SECOP)DANFOSS/1	(SECOP)DANFOSS/1	(SECOP)DANFOSS/1
Display		Digital display	Digital display	Digital display	Digital display
Audible &Visible Alarm	High/Low temp	Standard	Standard	Standard	Standard
	High ambient temp	Optional	Optional	Optional	Optional
	Sensor error	Standard	Standard	Standard	Standard
	Abnormal voltage	Optional	Optional	Optional	Optional
	Low battery	Optional	Optional	Optional	Optional
	Power failure backup	Optional	Optional	Optional	Optional
	Door ajar	OptionalOptional	Optional	Optional	Optional
Material	External	Electro-galvanized steel with antimicrobial powder coating	Electro-galvanized steel with antimicrobial powder coating	Electro-galvanized steel with antimicrobial powder coating	Electro-galvanized steel with antimicrobial powder coating
	Inner door	Stainless steel, grade 304	Stainless steel, grade 304	Stainless steel, grade 304	Stainless steel, grade 304
Accessories	Casters	Standard	Standard	Standard	Standard
	Temp recorder	4	4	4	4
	Remote alarm port	Optional	Optional	Optional	Optional
	Test hole(Qty)	1/ ø18mm	1/ ø18mm	1/ ø18mm	1/ ø18mm
Shelves / Drawers (Qty)		Shelves / 3	Shelves / 3	Shelves / 3	Shelves / 3
Sound Emission (dB)		<60	<60	<60	<60
Electricity	Voltage/Frequency	220V/50Hz	220V/50Hz	220V/50Hz	220V/50Hz
	Consumption (W)	420	810	820	850
N.W. / G.W. (kg)		200/250	265/295	285/315	300/325
Shipping Size (WxDxH) (mm)		935x1030x2030	1020x1080x2070	1170x1110x2010	1170x1110x2175
Optional (LCD)		These alarm functions are only available when the LCD screen is selected.			

BAWER MEDICAL EQUIPMENT

-40°C Upright Freezer

-60°C Tuna Freezer



Advantage

1.Clear LED screen and Microprocessor control, adjustable temperature range: -25°C ~ -60°C.

2.Safety lock prevents unauthorized access.

3.Eco friendly CFC-free refrigerant also save energy.

4.Universal casters equipped for easy moving.

5.Standard 25mm test hole equipped.



LED display for easy observation.



Door lock design to avoid abnormal door open.

Reliability

Audible and visible alarm: High/low temperature, power failure, sensor error, door ajar, thermostat failure alarm.

Safety lock prevents unauthorized access.





Specification

Model		FZ-60H110	FZ-60H490
Capacity (L)		105	485
Size (WxDxH)	Internal (mm)	480x380x665	1455x525x665
	External (mm)	680x580x935	1670x810x930
Temperature	Range (°C) at RT. 10 ~ 32°C	-25 ~ -60	-25 ~ -60
	Sensor	NTC	PTC
Cooling System	Controller	Microprocessor	Microprocessor
	Refrigerant	R4001 (CFC Free)	R4001 (CFC Free)
	Defrost	Manual	Manual
	Compressor (Qty)	CUBIGEL / 1	CUBIGEL / 1
Display		Digital display	Digital display
Audible& Visible Alarm	High/Low temperature	Standard	Standard
	High ambient temperature	/	/
	Sensor error	Standard	Standard
	Abnormal voltage	/	/
	Low battery	/	/
	Power failure backup system(alarm)	12h	12h
Material	Internal	Stainless steel, grade 304	Stainless steel, grade 304
	External	Electro-galvanized steel with antimicrobial powder coating	Electro-galvanized steel with antimicrobial powder coating
Accessories	USB port	/	/
	Casters	Standard	Standard
	Chart recorder	/	/
	Data logger	/	/
	Remote alarm port	/	/
	Test hole (Qty) / Diameter (mm)	1 / 25	1 / 25
	Back up system (CO_2/LN_2)	/	/
Shelves / Drawers (Qty)		/	/
Sound Emission (dB)		53	53
Electricity	Voltage / Frequency	AC110 / 220V±10%, 50 / 60Hz	AC110 / 220V±10%, 50 / 60Hz
	Consumption (W)	380	600
N.W. / G.W. (kg)		65 / 70	122 / 149
Shipping Size (WxDxH) (mm)		770x705x1090	1775x900x1050

-60°C Tuna Freezer

-60°C Chest Freezer



Advantage

Temperature range: -25~-65℃, adjustable

Defrost:Manual

Refrigerant:Mixed with CFC free

PTC sensorr

1.Microcomputer control, real-time temperature display, temperature with 0.1°C increment .

2.High and low temperature alarm function, alarm temperature value can be set as required.

3.Inner chamber temperature is adjustable; Alarm temperature could be customized as requirements.

4.Built in adjustable stainless steel shelf, easy to use and to clean.

5.Food grade stainless steel inner chamber, safe and secure.

6.Heavy duty caster design, easy to move.

7.Safety door lock is designed to prevent random opening.

8.Wide voltage band design, suitable for 187V ~ 242V AC voltage.

Reliability

Audible and visible alarm: high and low temperature & sensor erroralarm.

Multiple protection functions: frequent start-up protection, refrigeration system keeps running in case of sensor failure



FZ-60H60



FZ-60H120



FZ-60H220



FZ-60H320



FZ-60H460

Specification

Model		FZ-60H60	FZ-60H120	FZ-60H220	FZ-60H320	FZ-60H460
Capacity (L)		58	120	220	320	458
Size (WxDxH)	Internal (mm)	410x410x385	700x470x385	960x470x600	1330x470x600	1380x500x600
	External (mm)	670x765x1025	900x765x945	1160x765x885	1530x765x885	2110x895x1090
Temperature	Range (℃)	-25~-65℃,	-25~-65℃,	-25~-65℃,	-25~-65℃	-25~-65℃
	Sensor	PTC	PTC	PTC	PTC	PTC
	Controller	Microprocessor	Microprocessor	Microprocessor	Microprocessor	Microprocessor
Cooling System	Refrigerant	Mixed with CFC free	Mixed with CFC free	Mixed with CFC free	Mixed with CFC free	Mixed with CFC free
	Defrost	Manual	Manual	Manual	Manual	Manual
	Compressor (Qty)	SECOP/1	SECOP/1	SECOP/1	SECOP/1	SECOP/1
Display		LED	LED	LED	LED	LED
Audible& Visible Alarm	High/Low temperature	Standard	Standard	Standard	Standard	Standard
	Sensor failure	Standard	Standard	Standard	Standard	Standard
Material	External	Electro-galvanized steel with antimicrobial powder coating	Electro-galvanized steel with antimicrobial powder coating	Electro-galvanized steel with antimicrobial powder coating	Electro-galvanized steel with antimicrobial powder coating	Electro-galvanized steel with antimicrobial powder coating
	Inner door	304 stainless steel	304 stainless steel	304 stainless steel	304 stainless steel	304 stainless steel
	Casters	Standard	Standard	Standard	Standard	Standard
	Temperature recorder	Optional	Optional	Optional	Optional	Optional
	Test hole (Qty) / Diameter (mm)	1/ ø18mm	1/ ø18mm	1/ ø18mm	1/ ø18mm	1/ ø18mm
Shelves / Drawers (Qty)		/	/	/	/	/
Sound Emission (dB)		60	60	60	60	60
Electricity	Voltage / Frequency	220V, 50/60Hz;110V,60Hz	220V, 50/60Hz;110V,60Hz	220V, 50/60Hz;110V,60Hz	220V, 50/60Hz;110V,60Hz	220V, 50/60Hz;110V,60Hz
	Consumption (W)	360	340	400	480	520
N.W. / G.W. (kg)		83/108	89/114	106/136	126/156	207/237
Shipping Size (WxDxH) (mm)		750x845x1175	1000x845x1095	1260x845x1035	1630x845x1035	2190x975x1240

BAWER MEDICAL EQUIPMENT

Laboratory Liquid Nitrogen Tank

Application

It is used in hospitals, cell laboratories, stem cell banks, etc. that require long-term storage of biological samples and frequent sample extraction.



Advantage

1.Constructed from durable aluminum.

2.Suitable for long-term storage with ease of sample retrieval and placement.

3.Includes matching freezing shelves and boxes for efficient sample locating.

4.Large capacity with low liquid nitrogen consumption.

5.Optional transport vehicle available.



optional lockable lid



Liquid level monitor could be equipped to monitor the liquid level height in real time and send out low level audible & visible alarm.



Designed for long-term storage, easy to take and place samples.



Freezing shelves and freezing boxes, quickly and effectively get the required samples.



Optional transport vehicle.



Specification

Model		LNC-10-125L	LNC-30-125L	LNC-35-125L
Performance				
LN_2 Capacity (L)		10	31.5	35.5
Weight Empty (kg)		6.3	13	14.6
Neck Opening (mm)		125	125	125
Outer Diameter (mm)		300	462	462
Overall Height (mm)		554	704	748
Static Evaporation Rate (L/day)		0.42	0.35	0.36
Static Holding Time (day)		24	90	97
Maximum Storage Capacity				
Racks 2mL Freezing Tube	Number of racks (ea)	1	6/7	6/7
	Rack Size (mm)	82x84	82x84	82x84
	Vial boxes Size (mm)	76x76	76x76	76x76
	Boxes per rack (ea)	4	4	5
	1.2; 1.8&2ml Vials (Internally threaded)	100	600/700	750/875
Racks 5mL Freezing Tube	Number of racks (ea)	/	/	/
	Rack Size (mm)	/	/	/
	Vial boxes Size (mm)	/	/	/
	Boxes per rack (ea)	/	/	/
	1.2; 1.8&2ml Vials (Internally threaded)	/	/	/
Gross Weight (kg)		7.6	17.3	19.9
Shipping Size(WxDxH) (mm)		340x340x615	480x480x900	480x480x915
Optional Accessories				
Lockable Lid		Standard	Standard	Standard
PU Bag(Protective jacket)		/	Standard	Standard
SmartCap		Standard	Standard	Standard
Roller Base		/	Standard	Standard

Static evaporation rate and static holding time is the theoretical.Actual evaporation rate and holding time will be affected by container usage,atmospheric conditions and manufacturing tolerances.

Static Storage Liquid Nitrogen Tank



Lockable lid is optional to prevent unauthorized open.



Liquid nitrogen pump is optional.



Level monitoring system is optional.



Specification

Model		LNC-20-50S	LNC-25-50S	LNC-30-50S	LNC-30-80S	LNC-30-125S	LNC-35-50S	LNC-35-80S	LNC-35-125S	LNC-47-127S	LNC-50-125T
Performance											
LN_2 Capacity (L)		20	25	31.5	31.5	31.5	35.5	35.5	35.5	47	50
Weight Empty (kg)		9.5	10.7	12.9	13	13	14.2	14.5	14.6	18.2	17.3
Neck Opening (mm)		50	50	50	80	125	50	80	125	127	125
Outer Diameter (mm)		394	394	462	462	462	462	462	462	508	462
Overall Height (mm)		672	700	705	709	704	749	753	748	718	818
Static Evaporation Rate (L/day)		0.12	0.14	0.12	0.21	0.35	0.12	0.22	0.37	0.36	0.45
Static Holding Time (day)		168	180	254	147	90	286	159	97	130	110
Maximum Storage Capacity											
Canister Diameter (mm)		38	38	38	63	97	38	63	97	104	97
Canister Height (mm)		120/276	120/276	120/276	120/276	120	120/276	120/276	120/276	276	120/276
Numbar Of Canisters (sa)		6	6	6	6	6	6	6	6	6	6
Straws Capacity	0.5 mL (ea)	792	792	792	2244	5124	792	2244	5124	/	5124
(120 mm canister)	0.25 mL (ea)	1788	1788	1788	5022	11640	1788	5022	11640	/	11640
Straws Capacity	0.5 mL (ea)	1284	1284	1284	3624	/	1284	3624	9048	10704	9048
(276 mm canister)	0.25 mL (ea)	2832	2832	2832	8460	/	2832	8460	20760	23604	20760
Gross Weight (kg)		12.7	14.2	15.8	16.3	17.3	18.1	18.7	19.9	26.2	23.4
Shipping Size(WxDxH) (mm)		425x425x735	425x425x765	480x480x900	480x480x900	480x480x900	480x480x915	480x480x915	480x480x915	540x540x890	480x480x985
Optional Accessories											
Lockable Lid		Standard	Standard	Standard	Standard	Standard	Standard	Standard	Standard	Standard	Standard
PU Bag(Protective jacket)		Standard	Standard	Standard	Standard	Standard	Standard	Standard	Standard	/	Standard
Smart Cap		Standard	Standard	Standard	Standard	Standard	Standard	Standard	Standard	Standard	Standard
Roller Base		/	/	Standard	Standard	Standard	Standard	Standard	Standard	Standard	Standard

Static evaporation rate and static holding time is the theoretical.Actual evaporation rate and holding time will be affected by container usage,atmospheric conditions and manufacturing tolerances.

Special Transport Liquid Nitrogen Tank

Application

The transport storage series are economical small liquid nitrogen tanks designed specifically for biological samples static storage and for transporting biological samples.



Advantage

1.Internal support structure ensures.

2.Stablity and reliablity in.

3.Transportation.

4.Equipped with belt.

5.Large straw capacity.



Optional level monitoring system.

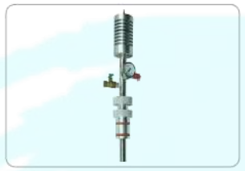

Optional liquid nitrogen pump.

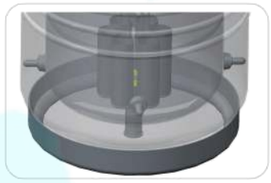

Internal support structure

Specification

Model		LNC-20-50T	LNC-30-50T	LNC-35-50T	LNC-35-80T	LNC-35-125T	LNC-50-50T	LNC-50-125T
Performance								
LN_2 Capacity (L)		20	31.5	35.5	35.5	35.5	50	50
Weight Empty (kg)		9.5	12.9	14.2	14.5	14.6	17.2	17.3
Neck Opening (mm)		50	50	50	80	125	50	125
Outer Diameter (mm)		394	462	462	462	462	462	462
Overall Height (mm)		672	705	749	753	748	810	818
Static Evaporation Rate(L/day)		0.2	0.2	0.2	0.3	0.41	0.24	0.45
Static Holding Time(day)		101	159	179	119	86	213	110
Maximum Storage Capacity								
Canister Diameter (mm)		38	38	38	63	97	38	97
Canister Height (mm)		120/276	120/276	120/276	120/276	120/276	120/276	120/276
Number Of Canisters (ea)		6	6	6	6	6	6	6
Straws Capacity	0.5ml (ea)	792	792	792	2244	5124	792	5124
(120 mm canister)	0.25ml (ea)	1788	1788	1788	5022	11640	1788	11640
Straws Capacity	0.5ml (ea)	1284	1284	1284	3624	9048	1284	9048
(276 mm canister)	0.25ml (ea)	2832	2832	2832	8460	20760	2832	20760
Gross Weight (kg)		12.7	15.8	18.1	18.7	19.9	21.88	23.42
Shipping Size(WxDxH)(mm)		425x425x735	480x480x900	480x480x915	480x480x915	480x480x915	480x480x985	480x480x985
Optional Accessories								
Lockable Lid		Standard	Standard	Standard	Standard	Standard	Standard	Standard
PU Bag(Protective jacket)		Standard	Standard	Standard	Standard	Standard	Standard	Standard
SmartCap		/	/	/	/	/	Standard	Standard
Roller Base		/	Standard	Standard	Standard	Standard	Standard	Standard

Static evaporation rate and static holding time is the theoretical.Actual evaporation rate and holding time will be affected by container usage,atmospheric conditions and manufacturing tolerances.

Dry Shipper Liquid Nitrogen Tank

Application

Dry shipper series is designed for cryogenic transportation of samples at temperatures below -190°C, avoiding the risk of liquid nitrogen release during transportation. It is suitable for short-term air transport and mainly used by laboratory users and for short-term delivery of small number of samples.



Model			LNC-1-50D	LNC-3-80D	LNC-4-125D	LNC-9-216D
Performance						
Effective Capacity (L)			1.3	2.9	3.4	9
Weight Empty (kg)			3.2	4.9	6.7	15
Neck Opening (mm)			50	80	125	216
Outer Diameter (mm)			223	300	300	394
Overall Height (mm)			435	487	554	716
Static Evaporation Rate (L/day)			0.16	0.2	0.43	0.89
Static Holding Time (day)			20	37	23	29
Effective Shelf Life			8	14	8	10
Maximum Storage Capacity						
Canister	Canister diameter (mm)		38	63	97	/
	height (mm)		120	120	120	/
	Number of canisters (ea)		1	1	1	/
	Straws capacity (120 mm canister)	0.5 mL (ea)	132	374	854	/
		0.25 mL (ea)	298	837	1940	/
Racks And Vials Boxes	Number of racks (ea)		/	/	1	1
	Vial boxes Size (mm)		/	/	76x76	134x134
	Boxes per rack (ea)		/	/	4	5
	1.2;1.8&2 mL Vials (Internally threaded)		/	/	100	500
25 mL Blood Bag	Number of racks (ea)		/	/	1	1
	Stages per rack (ea)		/	/	1	2
	Boxes per stage (ea)		/	/	3	15
	Blood bag capacity (ea)		/	/	3	30
50 mL Blood Bag	Number of racks (ea)		/	/	1	1
	Stage per rack (ea)		/	/	1	1
	Boxes per stage (ea)		/	/	3	15
	Blood bag capacity (ea)		/	/	3	15
Gross Weight (kg)			4.48	6.74	8.56	19.54
Shipping Size(WxDxH) (mm)			270x270x510	340x340x555	340x340x615	425x425x800
Optional Accessories						
Lockable Lid			Standard	Standard	Standard	Standard
PU Bag(Protective jacket)			Standard	Standard	/	/
SmartCap			/	/	/	/

Static evaporation rate and static holding time is the theoretical.Actual evaporation rate and holding time will be affected by container usage,atmospheric conditions and manufacturing tolerances.

Portable Storage Liquid Nitrogen Tank

Application

Portable storage series is an economical and practical small liquid nitrogen tank specially designed for biological samples needed to be stored regularly.



Internal support structure

Advantage

1.Made of lightweight and durable aluminum material.

2.Equipped with a belt for easy transport.

3.Internal support structure ensures stablity and reliablity in transportation.



Specification

Model		LNC-2-30P	LNC-2-35P	LNC-3-50P	LNC-6-50P	LNC-10-50P
Performance						
LN_2 Capacity (L)		2	2	3	6	10
Weight Empty (kg)		2.8	2.6	3.1	4.8	6.1
Neck Opening (mm)		30	35	50	50	50
Outer Diameter (mm)		223	204	223	300	300
Overall Height (mm)		399	428	435	482	552
Static Evaporation Rate (L/day)		0.07	0.08	0.12	0.12	0.12
Static Holding Time (day)		28	24	26	52	86
Maximum Storage Capacity						
Canister Diameter (mm)		19	25	38	38	38
Canister Height (mm)		120	120	120	120	120
Number Of Canisters (ea)		3	3	6	6	6
Straws Capacity	0.5ml (ea)	90	165	792	792	792
(120 mm canister)	0.25ml (ea)	204	330	1788	1788	1788
Straws Capacity	0.5ml (ea)	/	/	/	/	/
(276 mm canister)	0.25ml (ea)	/	/	/	/	/
Gross Weight (kg)		4.1	3.9	4.8	7	7.9
Shipping Size(WxDxH)(mm)		260x260x465	220x220x495	270x270x510	340x340x555	340x340x615
Optional Accessories						
Lockable Lid		Standard	Standard	Standard	Standard	Standard
PU Bag(Protective jacket)		Standard	/	Standard	Standard	Standard
SmartCap		/	/	Standard	Standard	Standard

Static evaporation rate and static holding time is the theoretical.Actual evaporation rate and holding time will be affected by container usage,atmospheric conditions and manufacturing tolerances.

Static Storage Liquid Nitrogen Tank

Application

Specially designed for biological samples that need long-term static storage.

Advantage

1.High strength, light weight and small size aluminum structure.

2.Belt equipped.

3.Ultra low evaporation loss.

4.Large straw capacity.



Specification

Model		LNC-10-80S	LNC-10-125S	LNC-13-50S	LNC-15-50S
Performance					
LN_2 Capacity (L)		10	10	13	15
Weight Empty (kg)		6.2	6.3	6.3	8.5
Neck Opening (mm)		80	125	50	50
Outer Diameter (mm)		300	300	310	394
Overall Height (mm)		557	554	623	591
Static Evaporation Rate (L/day)		0.21	0.43	0.12	0.11
Static Holding Time (day)		48	24	109	134
Maximum Storage Capacity					
Canister Diameter (mm)		63	97	38	38
Canister Height (mm)		120	120	276	120
Number Of Canisters (ea)		6	1	6	6
Straws Capacity	0.5ml (ea)	2244	854	/	792
(120 mm canister)	0.25ml (ea)	5022	1940	/	1788
Straws Capacity	0.5ml (ea)	/	/	1284	/
(276 mm canister)	0.25ml (ea)	/	/	2832	/
Gross Weight (kg)		8.3	7.6	9.1	11.3
Shipping Size(WxDxH)(mm)		340x340x615	340x340x615	350x350x690	425x425x655
Optional Accessories					
Lockable Lid		Standard	Standard	Standard	Standard
PU Bag(Protective jacket)		Standard	/	Standard	Standard
SmartCap		Standard	Standard	Standard	Standard

Static evaporation rate and static holding time is the theoretical.Actual evaporation rate and holding time will be affected by container usage,atmospheric conditions and manufacturing tolerances.

Cryobiobank Liquid Nitrogen Tank

Application

Commonly used in medical and research institutions to store various biological samples, including tissues, organs, blood, corneas, bone marrow, normal cells, genetic mutation cells, tumor cells, hybridoma cell lines, and various types of stem cells such as cord blood stem cells and embryonic stem cells. Also used for genome banks that store genetic information from different races and diseases.



Advantage

1.Compatible with both vapor and liquid storage modes, providing versatility in storage options.

2.Various capacity options are available to meet your specific storage requirements.

3.Maximizes specimen capacity in a limited space, reducing storage costs.

4.Features a one-button demisting function, making it easy to search, pick, and place specimens.

5.User-friendly design, ensuring comfortable operation.

6.Equipped with folding steps and workbench, enhancing accessibility and convenience.



Innovative lid and small neck openings design reduce liquid nitrogen evaporation rate, while maintaining excellent temperature stability upon opening.



Controlling system can permanently store operating data.



High temperature uniformity and stability with a vacuum-insulated stainless steel structure for excellent insulation properties.

Reliability

- Customizable alarm temperature with mute option.
- Temperature and level monitoring system with microprocessor-based control and platinum resistance temperature probe for real-time display.
- Liquid nitrogen automatic filling system, safe and efficient.
- Lockable lid, guarantee the safety of the specimen.

BAWERS MEDICAL EQUIPMENT

Cryobiobank Liquid Nitrogen Tank

Cryobiobank Liquid Nitrogen Tank

CE







Specification

Model	LNC-350-326C	LNC-450-326C	LNC-550-445C
LN_2 Capacity Under Platform Vapor Storage (L)	55	55	80
LN_2 Capacity (L)	350	460	587
Neck Opening (mm)	326	326	445
Usable Internal Height (mm)	600	828	600
Outer Diameter (mm)	875	875	1104
Overall Height(mm) Containing Instrument Height	1326	1558	1321
Weight Empty (kg)	219	277	328
Operation Height (mm)	1263	1212	1266
Weight Liquid Full (kg)	502	649	802
Door Width Requirement (≥mm)	895	895	1124
Maximum Storage Capacity Of 2ml Internal Rotary Freeze Storage Tube			
1.2,1.8&2 ml Vials (Internally Threaded) (ea)	13000	18200	27000
Number Of Racks With 25 (5x5) Cell Boxes (ea)	4	4	12
Number Of Racks With 100 (10x10) Cell Boxes (ea)	12	12	24
Number Of 25 (5x5) Cell Boxes (ea)	40	56	120
Number Of 100 (10x10) Cell Boxes (ea)	120	168	240
Number Of Stages Per Rack (ea)	10	14	10
Maximum Straw Capacity			
High Security Straw Capacity (0.5 mL) (ea)	111312	131220	203040
High Security Straw Capacity (0.25 mL) (ea)	254592	301120	468544
Number Of Canisters (76 mm) (ea)	52	52	112
Number Of Canisters (63 mm) (ea)	8	8	0
Number Of Canisters (38 mm) (ea)	28	12	24
Number Of Levels Per Canister (ea)	4	5	4
Level Height (mm)	135	135	135
Gross Weight (kg)	274	340	396
Shipping Size(WxDxH) (mm)	1020x1020x1520	1020x1080x1740	1250x1250x1510

Maximum Blood Bag Capacity

Model	LNC-350-326C			LNC-450-326C			LNC-550-445C		
Blood Bag Type	Total Bags	Bags/ Frame	No. Frames	Total Bags	Bags/ Frame	No. Frames	Total Bags	Bags/ Frame	No. Frames
25 mL (791 OS/U)	1296	6	216	1728	8	216	2376	6	396
50 mL (4R9951)	792	6	132	1056	8	132	1416	6	236
200 mL (DF-200)	168	3	56	280	5	56	336	3	112
250 mL (4R9953)	300	3	100	500	5	100	552	3	184
500 mL (4R9955)	192	3	64	320	5	64	408	3	136
700 mL (DF-700)	96	3	32	128	4	32	204	3	68





Specification

Model	LNC-750-445C	LNC-850-465C
LN_2 Capacity Under Platform Vapor Storage (L)	80	135
LN_2 Capacity (L)	783	890
Neck Opening (mm)	445	465
Usable Internal Height (mm)	828	773
Outer Diameter (mm)	1104	1190
Overall Height(mm) Containing Instrument Height	1591	1559
Weight Empty (kg)	372	441
Operation Height (mm)	1216	980
Weight Liquid Full (kg)	1005	1160
Door Width Requirement (≥mm)	1124	1210
Maximum Storage Capacity Of 2ml Internal Rotary Freeze Storage Tube		
1.2,1.8&2 ml Vials (Internally Threaded) (ea)	37800	42900
Number Of Racks With 25 (5x5) Cell Boxes (ea)	12	4
Number Of Racks With 100 (10x10) Cell Boxes (ea)	24	32
Number Of 25 (5x5) Cell Boxes (ea)	168	52
Number Of 100 (10x10) Cell Boxes (ea)	336	416
Number Of Stages Per Rack (ea)	14	13
Maximum Straw Capacity		
High Security Straw Capacity (0.5 mL) (ea)	253800	304920
High Security Straw Capacity (0.25 mL) (ea)	585680	699360
Number Of Canisters (76 mm) (ea)	112	120
Number Of Canisters (63 mm) (ea)	0	16
Number Of Canisters (38 mm) (ea)	24	40
Number Of Levels Per Canister (ea)	5	5
Level Height (mm)	135	135
Gross Weight (kg)	448	524.1
Shipping Size(WxDxH) (mm)	1380x1250x1750	1440x1330x1750

Maximum Blood Bag Capacity

Model	LNC-750-445C			LNC-850-465C		
Blood Bag Type	Total Bags	Bags/ Frame	No. Frames	Total Bags	Bags/ Frame	No. Frames
25 mL (791 OS/U)	3168	8	396	3360	7	480
50 mL (4R9951)	1888	8	236	2072	7	296
200 mL (DF-200)	560	5	112	544	4	136
250 mL (4R9953)	920	5	184	944	4	236
500 mL (4R9955)	680	5	136	640	4	160
700 mL (DF-700)	272	4	68	320	4	80

Cryobiobank Liquid Nitrogen Tank

Application

Commonly used in medical and research institutions to store various biological samples, including tissues, organs, blood, corneas, bone marrow, normal cells, genetic mutation cells, tumor cells, hybridoma cell lines, and various types of stem cells such as cord blood stem cells and embryonic stem cells. Also used for genome banks that store genetic information from different races and diseases.



Advantage

1.Compatible with both vapor and liquid storage modes, providing versatility in storage options.

2.Various capacity options are available to meet your specific storage requirements.

3.Maximizes specimen capacity in a limited space, reducing storage costs.

4.Features a one-button demisting function, making it easy to search, pick, and place specimens.

5.User-friendly design, ensuring comfortable operation.

6.Equipped with folding steps and workbench, enhancing accessibility and convenience.

Cryobiobank Liquid Nitrogen Tank



Innovative lid and small neck openings design reduce liquid nitrogen evaporation rate, while maintaining excellent temperature stability upon opening.



Controlling system can permanently store operating data.



High temperature uniformity and stability with a vacuum-insulated stainless steel structure for excellent insulation properties.

Reliability

- Customizable alarm temperature with mute option.
- Temperature and level monitoring system with microprocessor-based control and platinum resistance temperature probe for real-time display.
- Liquid nitrogen automatic filling system, safe and efficient.
- Lockable lid, guarantee the safety of the specimen.

Cryobiobank Liquid Nitrogen Tank

CE





Specification

Model	LNC-350-326C	LNC-450-326C	LNC-550-445C
LN_2 Capacity Under Platform Vapor Storage (L)	55	55	80
LN_2 Capacity (L)	350	460	587
Neck Opening (mm)	326	326	445
Usable Internal Height (mm)	600	828	600
Outer Diameter (mm)	875	875	1104
Overall Height(mm) Containing Instrument Height	1326	1558	1321
Weight Empty (kg)	219	277	328
Operation Height (mm)	1263	1212	1266
Weight Liquid Full (kg)	502	649	802
Door Width Requirement (≥mm)	895	895	1124
Maximum Storage Capacity Of 2ml Internal Rotary Freeze Storage Tube			
1.2,1.8&2 ml Vials (Internally Threaded) (ea)	13000	18200	27000
Number Of Racks With 25 (5x5) Cell Boxes (ea)	4	4	12
Number Of Racks With 100 (10x10) Cell Boxes (ea)	12	12	24
Number Of 25 (5x5) Cell Boxes (ea)	40	56	120
Number Of 100 (10x10) Cell Boxes (ea)	120	168	240
Number Of Stages Per Rack (ea)	10	14	10
Maximum Straw Capacity			
High Security Straw Capacity (0.5 mL) (ea)	111312	131220	203040
High Security Straw Capacity (0.25 mL) (ea)	254592	301120	468544
Number Of Canisters (76 mm) (ea)	52	52	112
Number Of Canisters (63 mm) (ea)	8	8	0
Number Of Canisters (38 mm) (ea)	28	12	24
Number Of Levels Per Canister (ea)	4	5	4
Level Height (mm)	135	135	135
Gross Weight (kg)	274	340	396
Shipping Size(WxDxH) (mm)	1020x1020x1520	1020x1080x1740	1250x1250x1510

Maximum Blood Bag Capacity

Model	LNC-350-326C			LNC-450-326C			LNC-550-445C		
Blood Bag Type	Total Bags	Bags/ Frame	No. Frames	Total Bags	Bags/ Frame	No. Frames	Total Bags	Bags/ Frame	No. Frames
25 mL (791 OS/U)	1296	6	216	1728	8	216	2376	6	396
50 mL (4R9951)	792	6	132	1056	8	132	1416	6	236
200 mL (DF-200)	168	3	56	280	5	56	336	3	112
250 mL (4R9953)	300	3	100	500	5	100	552	3	184
500 mL (4R9955)	192	3	64	320	5	64	408	3	136
700 mL (DF-700)	96	3	32	128	4	32	204	3	68




Specification

Model	LNC-750-445C	LNC-850-465C
LN_2 Capacity Under Platform Vapor Storage (L)	80	135
LN_2 Capacity (L)	783	890
Neck Opening (mm)	445	465
Usable Internal Height (mm)	828	773
Outer Diameter (mm)	1104	1190
Overall Height(mm) Containing Instrument Height	1591	1559
Weight Empty (kg)	372	441
Operation Height (mm)	1216	980
Weight Liquid Full (kg)	1005	1160
Door Width Requirement (≥mm)	1124	1210
Maximum Storage Capacity Of 2ml Internal Rotary Freeze Storage Tube		
1.2,1.8&2 ml Vials (Internally Threaded) (ea)	37800	42900
Number Of Racks With 25 (5x5) Cell Boxes (ea)	12	4
Number Of Racks With 100 (10x10) Cell Boxes (ea)	24	32
Number Of 25 (5x5) Cell Boxes (ea)	168	52
Number Of 100 (10x10) Cell Boxes (ea)	336	416
Number Of Stages Per Rack (ea)	14	13
Maximum Straw Capacity		
High Security Straw Capacity (0.5 mL) (ea)	253800	304920
High Security Straw Capacity (0.25 mL) (ea)	585680	699360
Number Of Canisters (76 mm) (ea)	112	120
Number Of Canisters (63 mm) (ea)	0	16
Number Of Canisters (38 mm) (ea)	24	40
Number Of Levels Per Canister (ea)	5	5
Level Height (mm)	135	135
Gross Weight (kg)	448	524.1
Shipping Size(WxDxH) (mm)	1380x1250x1750	1440x1330x1750

Maximum Blood Bag Capacity

Model	LNC-750-445C			LNC-850-465C		
Blood Bag Type	Total Bags	Bags/ Frame	No. Frames	Total Bags	Bags/ Frame	No. Frames
25 mL (791 OS/U)	3168	8	396	3360	7	480
50 mL (4R9951)	1888	8	236	2072	7	296
200 mL (DF-200)	560	5	112	544	4	136
250 mL (4R9953)	920	5	184	944	4	236
500 mL (4R9955)	680	5	136	640	4	160
700 mL (DF-700)	272	4	68	320	4	80

Laboratory Liquid Nitrogen Tank



Specification

Model	LNC-47-127L	LNC-50-125L	LNC-65-216L	LNC-95-216L	LNC-115-216L	LNC-145-216L	LNC-175-216L
Performance							
LN_2 Capacity (L)	47	50	65	95	115	145	175
Weight Empty (kg)	18.2	17.3	38.3	41.3	42.3	48.9	53.8
Neck Opening (mm)	127	125	216	216	216	216	216
Outer Diameter (mm)	508	462	681	681	681	681	681
Overall Height (mm)	718	818	712	774	846	946	1060
Static Evaporation Rate (L/day)	0.36	0.45	0.78	0.97	0.94	0.96	0.95
Static Holding Time (day)	130	110	83	98	122	151	184
Maximum Storage Capacity							
Racks 2mL Freezing Tube	Number of racks (ea)	6/7	6/7	6/7	6/7	6/7	6/7	6/7
	Rack Size (mm)	105x100	82x84	142x144	142x144	142x144	142x144	142x44
	Vial boxes Size (mm)	98	76x76	134x134	134x134	134x134	134x134	134x134
	Boxes per rack (ea)	5	6	4	5	6	8	10
	1.2; 1.8&2ml Vials (Internally threaded)	1100/1295	900/1050	2400/2800	3000/3500	3600/4200	4800/5600	6000/7000
Racks 5mL Freezing Tube	Number of racks (ea)	/	/	6/7	6/7	6/7	6/7	6/7
	Rack Size (mm)	/	/	142x144	142x144	142x144	142x144	142x144
	Vial boxes Size (mm)	/	/	134x134	134x134	134x134	134x134	134x134
	Boxes per rack (ea)	/	/	2	2	3	4	5
	1.2; 1.8&2ml Vials (Internally threaded)	/	/	972/1134	972/1134	1458/1701	1944/2268	2430/2835
Gross Weight (kg)		28.7	28.2	60.8	65.9	69.2	80.1	89.3
Shipping Size(WxDxH) (mm)		540x540x890	480x480x985	810x810x945	810x810x1005	810x810x1065	810x810x1185	810x810x1315
Optional Accessories								
Lockable Lid		Standard	Standard	Standard	Standard	Standard	Standard	Standard
PU Bag(Protective jacket)		/	Standard	/	/	/	/	/
SmartCap		Standard	Standard	Standard	Standard	Standard	Standard	Standard
Roller Base		Standard	Standard	Standard	Standard	Standard	Standard	Standard

Static evaporation rate and static holding time is the theoretical.Actual evaporation rate and holding time will be affected by container usage,atmospheric conditions and manufacturing tolerances.

BAWER MEDICAL EQUIPMENT

Liquid Nitrogen Filling Tank

Application

Mainly applicable to laboratory users and chemical users for liquid nitrogen storage and liquid nitrogen automatic supply.



Advantage

Stainless steel structure design is suitable for most environment and reduces the rate of evaporation losses.



Standard wheels for easy move.



Optional level display.



Optional regulator for stable pressure.



Optional solenoid valve.

Specification

Model	LNC-5-40	LNC-15-40	LNC-30-40	LNC-50-40	LNC-100-40	LNC-150-40	LNC-200-40	LNC-240-40	LNC-300-40	LNC-500-40
Performance										
LN_2 Capacity (L)	5	15	30	50	100	150	200	240	300	300
Neck Opening (mm)	40	40	40	40	40	40	40	40	40	40
Daily Evaporation Rate Of Static Liquid Nitrogen (%)	3	2.5	2.5	2	1.3	1.3	1.2	1.2	1.1	1.1
Maximum Storage Capacity										
Overall Height (mm)	510	750	879	991	1185	1188	1265	1350	1459	1576
Outer Diameter (mm)	329	404	454	506	606	706	758	758	857	1008
Weight Empty (kg)	15	23	32	54	75	102	130	148	202	255
Standard Working Pressure (mPa)	0.05	0.05	0.05	0.05	0.05	0.05	0.05	0.05	0.05	0.05
Maximum Working Pressure (mPa)	0.09	0.09	0.09	0.09	0.09	0.09	0.09	0.09	0.09	0.09
Setting Pressure Of The First Safety Valve (mPa)	0.099	0.099	0.099	0.099	0.099	0.099	0.099	0.099	0.099	0.099
Setting Pressure Of The Second Safety Valve (mPa)	0.15	0.15	0.15	0.15	0.15	0.15	0.15	0.15	0.15	0.15
Pressure Gauge Indication Range (mPa)	0~0.25	0~0.25	0~0.25	0~0.25	0~0.25	0~0.25	0~0.25	0~0.25	0~0.25	0~0.25
Gross Weight (kg)	25.88	31.86	44.81	60.74	95.43	129	161.43	174	229.5	321
Shipping Size(WxDxH) (mm)	390x390x785	490x490x935	500x500x1080	605x605x1250	710x710x1410	810x810x1400	860x860x1450	860x860x1530	960x960x1640	1120x1120x1770

Liquid Nitrogen Tank Smart Cap

Application

SmartCap intelligent cork, with liquid nitrogen tank level monitoring and temperature monitoring functions, suits for 50mm/80mm/125mm/216mm caliber liquid nitrogen tank, also compatible with other similar liquid nitrogen tank in market (only internal height and caliber can be configured).

Advantage

Dual independent measurement system ensures accurate liquid level and temperature readings.

Real-time display of liquid level and temperature.

Internal imported special-shaped nickel battery to provide a long battery life.



Specification

Model	LT-50	LT-80	LT-125	LT-216
Working Temperature	-20~40°C ≤75%	-20~40°C ≤	-20~40°C ≤75%	-20~40°C ≤75%
Relative Humidity	(25°C)	75% (25°C)	(25°C)	(25°C)
Instrument Input Voltage	3.6V	3.6V	3.6V	3.6V
Level Sensor	Capacitance	Capacitance	Capacitance	Capacitance
Temperature Sensor	PT-100	PT-100	PT-100	PT-100
Level Measurement Range	160~700mm	160~700mm±5	160~700mm	160~700mm
Level Accuracy	±5 mm	mm	±5 mm	±5 mm
Temperature Measurement Range	-200~200°C	-200~200°C	-200~200°C	-200~200°C
Temperature Accuracy	±1°C	±1°C	±1°C	±1°C
Gross Weight (kg)	2.6	3.3	3.5	4
Shipping Size(WxDxH) (mm)	200x200x600	200x200x800	290x290x720	290x290x970

Medical Refrigerator(2-8°C)







Specification

Model		MR-5V250	MR-5V310	MR-5V315	MR-5V320	MR-5V415
Capacity (L)		226	312	316	316	416
Size (WxDxH)	Internal (mm)	534x406x1150	560x485x1350	540x425x1380	540x425x1380	685x429x1380
	External (mm)	625x594x1707	650x624x1902	640x554x1925	660x555x1915	785x552x1927
Temperature	Range (°C) at RT. 10 ~ 32°C	2 ~ 8	2 ~ 8	2 ~ 8	2 ~ 8	2 ~ 8
	Sensor	NTC	NTC	NTC	NTC	NTC
	Controller	Microprocessor	Microprocessor	Microprocessor	Microprocessor	Microprocessor
Cooling Stystem	Refrigerant	R600a (CFC Free)	R290 (CFC Free)	R290 (CFC Free)	R290 (CFC Free)	R290 (CFC Free)
	Defrost	Auto	Auto	Auto	Auto	Auto
	Compressor(Qty)	1	1	1	1	1
Display		Digital display	Digital display	Digital display	Digital display	Digital display
Audible &Visible Alarm	High / Low temperature	Standard	Standard	Standard	Standard	Standard
	High ambient temperature	/	/	Standard	/	Standard
	Abnormal voltage	/	/	/	/	/
	Power failure backup system (alarm)	8h	8h	72h	8h	72h
	Door ajar	Standard	Standard	Standard	Standard	Standard
Material	Internal	HIPS	HIPS	Electro-galvanized steel with antimicro-bial powder coating	Electro-galvanized steel with antimicrobial powder coating	Electro-galvanized steel with antimicrobial powder coating
	External	Electro-galvanized steel with antimicro-bial powder coating	Electro-galvanized steel with antimicrobial powder coating	Electro-galvanized steel with antimicro-bial powder coating	Electro-galvanized steel with antimicrobial powder coating	Electro-galvanized steel with antimicrobial powder coating
Accessories	USB port	Optional	/	Standard	Optional	Standard
	Casters	Standard	Standard	Standard	Standard	Standard
	Chart recorder	/	/	/	/	/
	Data logger	Optional	Optional	Optional	Optional	Optional
	Remote alarm port	Standard	Standard	Standard	Standard	Standard
	Test hole (Qty) / Diameter (mm)	1 / 25	1 / 25	1 / 25	1 / 25	1 / 25
Shelves / Drawers (Qty)		Shelves / 4	Shelves / 5	Shelves / 6, Basket / 1	Shelves / 5	Shelves / 6 , Basket / 1
Sound Emission (dB)		50	50	50	50	50
Electricity	Voltage / Frequency	AC110 / 220V±10%, 50 / 60Hz	AC110 / 220V±10%, 50 / 60Hz	AC110 / 220V±10%, 50 / 60Hz	AC110 / 220V±10%, 50 / 60Hz	AC110 / 220V±10%, 50 / 60Hz
	Consumption (W)	140	245	294	248	330
N.W. / G.W. (kg)		73 / 76	86 / 90	92.5 / 100	92.5 / 100	120 / 133
Shipping Size (WxDxH) (mm)		707x676x1745	710x680x1960	710x680x1960	710x680x1960	854x646x2100

BAWERS MEDICAL EQUIPMENT

Medical Refrigerator(2-8°C)

Medical Refrigerator(2-8°C)

Description

2~8°C Medical Refrigerator are specially designed to store medicines, vaccines, regents and bio-medical products.



Advantage

1.Forced-air cooling system with electrical heat compensation controlled by microprocessor.

2.Auto-defrost system ensure no moisture on cooling surface.

3.Clear LED screen and control panel support easy display and operation.

4.Automatic ON/OFF light.

5.Standard 25mm test hole for connecting temperature monitoring systems.

6.Leveling feet for easy fixation.



LED display for easy observation.



Adjustable shelves.



Safety door lock prevents unauthorized access.



Forced-air cooling system

Reliability

Audible and visible alarm: high and low temperature sensor error, door ajar, power failure and low battery.

Lockable doors and password protected microprocessor parameter setting prevents unauthorized access.

Inner doors monitor to turn on/off cooling fan to prevent cold air from leaking out.

Build-in backup battery to display temperature and to operate audible and visual alarm systems for up to 8 hours without AC power.

Specification

Model		MR-5V60	MR-5V100	MR-5V100F
Capacity (L)		60	100	100
Door Type		Glass	Glass	Foam
Size (WxDxH)	Internal (mm)	410x315x560	385x356x737	385x356x737
	External (mm)	495x450x710	505x510x875	505x520x875
Temperature	Range (°C) at RT. 10 ~ 32°C	2 ~ 8	2 ~ 8	2 ~ 8
	Sensor	NTC	NTC	NTC
	Controller	Microprocessor	Microprocessor	Microprocessor
Cooling Stystem	Refrigerant	R600a (CFC Free)	R600a (CFC Free)	R600a (CFC Free)
	Defrost	Auto	Auto	Auto
	Compressor (Qty)	1	1	1
Display		Digital display	Digital display	Digital display
Audible &Visible Alarm	High/Low temperature	Standard	Standard	Standard
	Power failure backup system(alarm)	8h Standard	10h Standard	10h Standard
	Door ajar	Electro-galvanized steel with	HIPS	HIPS
Material	Internal	antimicrobial powder coating Electro-galvanized steel with	Electro-galvanized steel with antimicrobial powder	Electro-galvanized steel with antimicrobial powder coating
	External	antimicrobial powder coating Optional	coating /	/ /
Accessories	USB port	Standard	/	/
	Remote alarm port	1 / 25	/	Shelves / 3
	Test hole (Qty) / Diameter (mm)	Shelves / 2 50	Shelves / 3 50	50 AC110 / 220V±10%, 50 /
Shelves / Drawers (Qty)		AC110/220V±10%, 50/60Hz	AC110/220V±10%,	60Hz
Sound Emission (dB)		72	50/60Hz	80
Electricity	Voltage / Frequency	33 / 37	80	30 / 33
	Consumption (W)	558x510x760	35 / 38	580x580x940
N.W. / G.W. (kg)			580x580x940	
Shipping Size (WxDxH) (mm)				

Medical Refrigerator(2-8°C)







Specification

Model		MR-5V660	MR-5V1000	MR-5V1500
Capacity (L)		656	1006	1500
Size (WxDxH)	Internal (mm)	1100x454x1325	1100x684x1325	1680x595x1312
	External (mm)	1240x630x1895	1220x860x1885	1800x775x1965
Temperature	Range (°C) at RT. 10 ~ 32°C	2~8（Optional 2~10 ; 2~14）	2~8（Optional 2~10 ; 2~14）	2~8（Optional 2~10 ; 2~14）
	Sensor	NTC	NTC	NTC
	Controller	Microprocessor	Microprocessor	Microprocessor
Cooling Stystem	Refrigerant	R290 (CFC Free)	R290 (CFC Free)	R134a(CFC Free)
	Defrost	Auto	Auto	Auto
	Compressor qty	China Brand / 1	China Brand / 1	SECOP / 1
Display		Digital display	Digital display	Digital display
Audible &Visible Alarm	High / Low temperature	Standard	Standard	Standard
	High ambient temperature	/	/	/
	Abnormal voltage	/	/	/
	Power failure backup system(alarm)	8h	8h	8h
	Door ajar	Standard	Standard	Standard
Material	Internal	Electro-galvanized steel with antimicrobial powder coating	Electro-galvanized steel with antimicro-bial powder coating	Stainless steel, grade 304
	External	Electro-galvanized steel with antimicrobial powder coating	Electro-galvanized steel with antimicro-bial powder coating	Stainless steel, grade 304
Accessories	USB port	Optional	Optional	Optional
	Casters	Standard	Standard	Standard
	Chart recorder	Optional	Optional	Optional
	Data logger	Optional	Optional	Optional
	Remote alarm port	Standard	Standard	Standard
	Test hole (Qty) / Diameter (mm)	1 / 25	1 / 25	Optional
Shelves / Drawers (Qty)		Shelves / 10	Shelves / 10	Shelves / 12
Sound Emission (dB)		52	53	55
Electricity	Voltage / Frequency	AC110 / 220V±10%, 50 / 60Hz	AC110 / 220V±10%, 50 / 60Hz	AC110 / 220V±10%, 50 / 60Hz
	Consumption (W)	403	400	1040
N.W. / G.W. (kg)		166 / 184	189 / 213	245 / 280
Shipping Size (WxDxH) (mm)		1280x670x1950	1280x900x1950	1940x880x2035

Medical Cooler Box

Advantage

Medical cooler box is a portable device designed to store and transport temperature-sensitive medical products, such as vaccines, blood products, and medications, at a specific temperature range to maintain their efficacy and safety.

Optional

Temperature recorder.





Delicate design and durable material.

With the good performance insulation layer,could keep cold life more efficiency.

Specification











Model	PR-1	PR-2	PR-5	PR-6	PR-8
Capacity(L)	1.5	1.7	5	6	8
Internal Size(WxDxH)	-	-	220x160x160mm	235x145x170mm	275x170x180mm
External Size(WxDxH)	250x250x280mm	308x308x300mm	260x200x200mm	340x234x275mm	360x240x250mm
Cold chain type	Standard vaccine carrier	A grade Free-freeze protection	Standard Cold box	Standard vaccine carrier	Standard Cold box
External / Internal material	PE/PP	HDPE/PP	PE/PP	PP/PP	PE/PP
Insulation material	PU CFC FREE FOAM	PU CFC FREE FOAM	PU CFC-FREE FOAM	PU CFC FREE FOAM	PU CFC-FREE FOAM
Insulation Thickness	≥40mm	≥40mm	≥20mm	≥40mm	≥20mm
No.of Ice Packs Required	4(0.3L)	4(0.6L)	4(0.4L)	6(0.4L)	4(0.4L)
Net Weight/Unit	1.78kg	4kg	1.6kg	2.3kg	1.9kg
Quantity/Carton	4unit	1unit	2unit	1unit	1unit
Shipping Size(WxDxH)/Carton	520x520x300mm	330x330x370mm	450x300x240mm	360x250x290mm	510x365x250mm
Gross Weight/Carton	10kg	6kg	6kg	7kg	6kg

Advantage

1.It efficiently preserves the cold life due to the insulation layer's good performance.

2.The foaming lid is sealed with a silicon stripe and features a plastic handle on top, plastic buckles in the front, and a nylon belt.

3.LED temperature display .







Specification

Model	PR-10	PR-54	PR-65	PR-85	PR-90	PR-100
Capacity(L)	10	54	65	85	90	100
Internal Size(WxDxH)	320x160x205mm	510x315x300mm	560x430x310mm	574x460x300mm	700x385x340mm	600x420x440mm
External Size(WxDxH)	395x220x272mm	615x415x450mm	630x480x370mm	642x528x382mm	800x440x440mm	680x500x540mm
Cold chain type	Standard vaccine carrier	Standard Cold box	Standard Cold box	Standard Cold box	Standard Cold box	Standard Cold box
External / Internal material	PP/PP	PE/PP	PE/PP	PE/PP	PP/PP	PE/PP
Insulation material	PU CFC FREE FOAM	PU CFC FREE FOAM	PU CFC FREE FOAM	PU CFC FREE FOAM	PU CFC FREE FOAM	PU CFC FREE FOAM
Insulation Thickness	≥40mm	≥25mm	≥20mm	≥20mm	≥25mm	≥40mm
No.of Ice Packs Required	6(0.4L)	3(2.3L)	1set	1 set	6pcs	4pcs
Net Weight/Unit	2.5kg	8kg	6.8kg	7.5kg	9.3kg	11kg
Quantity/Carton	2unit	1unit	1unit	1unit	1unit	1unit
Shipping Size(WxDxH)/Carton	560x380x310	630x430x460	645x490x390mm	645x540x400	810x460x450	700x520x560
Gross Weight/Carton	7kg	11kg	9kg	9kg	13kg	14kg

Automatic Snowflake Ice Maker

Application

Automatic Snowflake Ice Maker offers a reliable and efficient solution for the production of soft, dry ice flakes that are suitable for a wide range of applications across various industries such as schools, hospitals, research institutes, enterprises and other types of bio-chemical laboratories, hotels etc



Advantage

1.Featuring a elegant all-stainless steel design,surface is easy to clean, and resists oil sticking.

2.Advanced micro-computer control system, operates intelligently and automatically throughout the entire ice-making process.

3.Cabinet features fluorine-free foam insulation cover for effective insulation, and food-grade plastic inner liner for energy efficiency and environmental-friendliness.

4.Separated ce-making chamber from evaporator for high cooling efficiency and large ice-making capacity.

5.Unique float-type water tank system ensures no residual water, eliminating need for ice clearance process and saving water and energy.

6.Screw extrusion hob-style ice-making produces compact ice structure with automatic separation of ice from water. Optimal skate blade design creates small, practical ice shapes.

7.Flake ice cools quickly, easily infiltrating narrow spaces for fast cooling and effective ice bathing.



Snowflake ice cools faster than other forms and can easily penetrate narrow spaces, fast cooling and efficient ice coverage.



Corrosion-resistant high-quality stainless steel



Ice-making process is fully computer controlled, control reliable and operation easily.

Reliability

Detailed display: water shortage display, in operation display and malfunction warning display, etc. for shutdown protection.

High-efficiency insulation, the ice storage space is made of food-grade standard PP material.





Specification

Model	SIM-20	SIM-30	SIM-40	SIM-50	SIM-60	SIM-70
Ice Making Capacity(kg/24h)	20	30	40	50	60	70
Ice Storage(kg)	10	10	15	15	25	25
Ice Type	Irregular fine-grained					
Cooling Mode	Forced-air cooling					
Refrigerant	R290(CFC Free)					
Electricity	AC110/220V±10%,50/60Hz					
Consumption (W)	280	300	360	380	420	460
Size (WxDxH) (mm)	330x480x605	330x480x605	400x543x700	400x543x700	400x510x845	400x510x845
Shipping Size (WxDxH) (mm)	465x595x740	465x595x740	520x665x845	520x665x845	520×630×965	520x630x965

Model	SIM-85	SIM-100	SIM-120	SIM-150	SIM-200	SIM-250
Ice Making Capacity(kg/24h)	85	100	120	150	200	250
Ice Storage(kg)	25	40	40	40	60	60
Ice Type	Irregular fine-grained					
Cooling Mode	Forced-air cooling					
Refrigerant	R290(CFC Free)					
Electricity	AC110/220V±10%,50/60Hz					
Consumption (W)	480	520	550	680	1040	1100
Size (WxDxH) (mm)	400x510x845	500x611x940	500x611x940	500x611x940	680x610x1100	680x610x1100
Shipping Size (WxDxH) (mm)	520x630x965	630x730x1110	630x730x1110	630x730x1110	730x800x1270	730x800x1270

DAWERS MEDICAL EQUIPMENT

Solar Refrigerator

Application

Solar-powered medicine refrigerators are used for storing vaccines, medicines, and other medical supplies in areas with limited or unreliable access to electricity. Especially important in remote or off-grid areas.

Advantage

1.Solar direct drive system makes it environmentally friendly.

2.Safety door lock design to prevent unauthorized opening.

3.Inner tank is made of aluminum and features a bottom drainage hole for easy cleaning.

4.Features multiple alarm functions: high and low temperature alarm, sensor malfunction alarm, low-battery alarm.

5.Storage of 30 days temperature data.



Specification

Model		SRF10-97
Capacity	Vaccine gross	59L
	Vaccine storage	48L
	Freezer gross	38L
External Size (WxDxH)		1050x750x975mm
Temperature	Vaccine working	2 ~ 8°C
	Freezer working	≤ -10°C
	Ambient	5°C ~ 43°C
	Controller	Microprocessor
Cooling System	Refrigerant (CFC Free)	R290
	Defrost	Manual
Display		Digital display
Audible& Visible Alarm	High / Low temperature	Standard
	Sensor error alarm	Standard
	Low battery alarm	Standard
Material	Door	Foaming Door
Accessories	USB port	Standard
	Vaccine basket(Qty)	2
	Charging interface(5V)	Standard
Electricity	Voltage / Frequency	DC 18-28V
	Consumption	190W
	Power consumption (Stable running)	1.7kW·h / 24h

Mobile Refrigerator

Application

Mobile Medical Refrigerator serves the purpose of preserving and conveying medical resources such as blood, serum, plasma, vaccines, and reagents. Apart from being a pass box for medicines, it is versatile enough to be utilized in diverse fields such as health centers, blood banks, and logistics services.

Advantage

1.Equipment uses multiple voltages: AC220V or DC12V/24V (for blood transportation only) via cigarette lighter.

2.Equipped with forced air cooling system and direct cooling system.

3.Two ranges of inner temperature:

2°C~8°C used as pharmacy refrigerator.

-10°C~-25°C used as deep freezer.





Specification

Model		CR-30C	CR-80C	CR-700C
Capacity (L)		30	80	700
Size (WxDxH)	Internal (mm)	364x253x352	547x378x370	939x973x863
	External (mm)	615x370x471	937x565x580	1070x1120x1080
Temperature	Range (°C) at RT. 10 ~ 32°C	-25 / 5	-25 / 5	4
	Sensor	NTC	NTC	NTC
	Controller	Microprocessor	Microprocessor	Microprocessor
Cooling Stystem	Refrigerant	R134a (CFC Free)	R134a (CFC Free)	R134a (CFC Free)
	Defrost	Manual	Manual	No Frost
	Compressor qty	1	1	1
Display		Digital display	Digital display	Digital display
Audible &Visible Alarm	High / Low temperature	Standard	Standard	Standard
	Sensor error	Standard	Standard	Standard
	Power failure backup system(alarm)	8h	8h	8h
Material	Internal	PE	PE	PE
	External	PE	PE	PE
Accessories	Remote alarm port	Optional	Optional	/
Shelves / Drawers (Qty)		Basket / 1	Basket / 1	Shelves / 2, Baskets / 15
Sound Emission (dB)		45	46	50
Electricity	Voltage / Frequency	AC110/220V±10%, 50/60Hz, DC12/24V		
	Consumption (W)	80	100	160
N.W. / G.W. (kg)		22 / 26	47 / 55	182 / 209
Shipping Size (WxDxH) (mm)		670x430x520	990x630x630	1140x1190x1150

-150°C Chest Freezer



Description

-150°C freezer is conducting low-temperature testing on specialized materials, as well as for preserving plasma, biological materials, vaccines, reagents, biological products, chemical reagents, strains, and biological samples.



-150°C Chest Freezer

Advantage

1.Accurate Microprocessor-controlled system ensures temperature range -40°C to -150°C for chamber space with 1°C increment.

2.Powerful cooling system with unique design supports rapidly cooling in 6 hours.

3.Chamber internal made by 304 stainless steel for friendly cleaning.

4.Achieves rapid cooling within 6 hours.

5.7-inch touchscreen displays current and historical temperature readings, alarm records, and other data.

6.Equipped with a standard USB port for downloading temperature and alarm data.

7.Uses non-flammable HC refrigerant to ensure user safety.

8.Features an emergency stop function to protect the operator.

Reliability

Audible&Visible Alarm: High/Low temperature, High ambient temperature, Sensor error, Abnormal voltage.

Safety password protected control panel prevents unauthorized system modification.

USB port for data exporting.

Remote alarm available.

Specification

Model		UFZ-150H130
Capacity		128L
Size (WxDxH)	Internal	500x450x578mm
	External	1560x957x1178mm
Temperature	Range at RT. 10 ~ 32°C	-40 ~ -150°C
	Sensor	PT100
	Controller	Microprocessor
Cooling System	Refrigerant	Mixed-gas (CFC Free)
	Defrost	Manual
	Compressor (Qty)	TECUMSEH / 1
Display		LCD display
Audible&Visible Alarm	High/Low temperature	Standard
	High ambient temperature	Standard
	Sensor error	Standard
	Abnormal voltage	Standard
	Low battery	/
	Power failure backup system(alarm)	/
	Door ajar	/
Material	Internal	Stainless steel, grade 304
	External	Electro-galvanized steel with antimicrobial powder coating
Accessories	USB port	Standard
	Data logger	/
	Remote alarm port	Standard
	Test hole (Qty) / Diameter	1 / 25mm
Shelves / Drawers (Qty)		/
Sound Emission (dB)		50
Electricity	Voltage / Frequency	AC220V, 50Hz
	Consumption	2550W
N.W. / G.W.		245 / 340kg
Shipping Size (WxDxH)		1637x970x1383mm

BAWERS MEDICAL EQUIPMENT

-86°C Chest Freezer



Advantage

1.Accurate Microprocessor-controlled system ensures temperature rage of -86°C to -40°C for chamber space with 1°C increment.

2.Powerful cooling system with unique design supports rapidly temperature decrease.

3.Chamber material made by 304 stainless steel for friendly cleaning.

4.High-density layer of insulation foam improves heat preservation capability.

5.Optimized refrigeration system with self-cascade technology to cool faster while consuming less power.

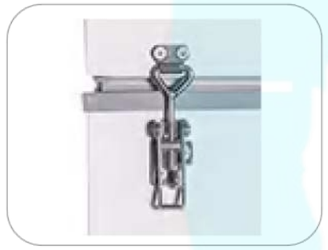

Safety door lock design to prevent abnormal door open.



Digital display for easy observation.

Reliability

Audible and visible alarm: Temperature high/low alarm, sensor malfunction alarm.

Safety password protected control panel prevents unauthorized system modification.





Specification

Model		UFZ-86H100	UFZ-86H490
Capacity (L)		105	485
Size (WxDxH)	Internal (mm)	480x380x665	1455.5x525x674
	External (mm)	680x580x935	1695x840x962
Temperature	Range (°C) at RT. 10 ~ 32°C	-40 ~ -86	-40 ~ -86
	Sensor	PTC	PTC
	Controller	Microprocessor	Microprocessor
Cooling System	Refrigerant	R4001 (CFC Free)	R4001 (CFC Free)
	Defrost	Manual	Manual
	Compressor (Qty)	CUBIGEL / 1	SECOP / 1
Display		Digital display	Digital display
Audible& Visible Alarm	High / Low temperature	Standard	Standard
	High ambient temperature	/	/
	Sensor error	Standard	Standard
	Abnormal voltage	/	/
	Low battery	/	/
	Power failure backup system(alarm)	12h	12h
	Door ajar	/	/
Material	Internal	Stainless steel, grade 304	Stainless steel, grade 304
	External	Electro-galvanized steel with antimicro-bial powder coating	Electro-galvanized steel with antimi-crobial powder coating
	Inner door	Stainless steel, grade 304	Stainless steel, grade 304
Accessories	USB port	/	/
	Casters	Standard	Standard
	Chart recorder	/	/
	Data logger	Optional	Optional
	Remote alarm port	/	/
	Test hole (Qty) / Diameter (mm)	1 / 25	1 / 25
	Back up system (CO_2 / LN_2)	/	/
Shelves / Drawers (Qty)		/	/
Optional Frozen Racks (Qty)	Racks	2(11x1)+2(6x1)	24(11x1)+6(6x1)
	Boxes (2 Inches)	34	300
	Samples (2ml)	3400	30000
Sound Emission (dB)		50	54.5
Electricity	Voltage / Frequency	AC110 / 220V±10%, 50 / 60Hz	AC110/220V±10%, 50 / 60Hz
	Consumption (W)	500	670
N.W. / G.W. (kg)		65/70	130/150
Shipping Size (WxDxH) (mm)		770x705x1090	1765x900x1060

-86°C Upright Freezer



Advantage

Temperature range: -40~-86℃, adjustable

Defrost:Manual

Refrigerant:Mixed with CFC free

PTC sensorr

1.Microcomputer control, real-time temperature display, temperature with 0.1°C increment .

2.High and low temperature alarm function, alarm temperature value can be set as required.

3.Inner chamber temperature is adjustable; Alarm temperature could be customized as requirements.

4.Built in adjustable stainless steel shelf, easy to use and to clean.

5.Food grade stainless steel inner chamber, safe and secure.

6.Heavy duty caster design, easy to move.

7.Safety door lock is designed to prevent random opening.

8.Wide voltage band design, suitable for 187V ~ 242V AC voltage.

Reliability

Audible and visible alarm: high and low temperature & sensor erroralarm.

Multiple protection functions: frequent start-up protection, refrigeration system keeps running in case of sensor failure



Specification

Model		UFZ-86V30	UFZ-86V110E	UFZ-86V160E	UFZ-86V940
Capacity (L)		28	108	158	938
Size (WxDxH)	Internal (mm)	270x265x400	460x460x510	460x455x800	1000x700x1335
	External (mm)	470x490x1120	700x730x1260	700x700x1580	1240x1000x2000
Temperature	Range (℃)	-40~-86℃, adjustable	-40~-86℃, adjustable	-40~-86℃, adjustable	-40~-86℃, adjustable
	Sensor	PTC	PTC	PTC	PTC
	Controller	Microprocessor	Microprocessor	Microprocessor	Microprocessor
Cooling System	Refrigerant	Mixed with CFC free	Mixed with CFC free	Mixed with CFC free	Mixed with CFC free
	Defrost	Manual	Manual	Manual	Manual
	Compressor (Qty)	SECOP/1	SECOP/1	SECOP/1	SECOP/2
Display		LED	LED	LED	LED
Audible& Visible Alarm	High/Low temperature	Standard	Standard	Standard	Standard
	Abnormal ring temperature	Optional(LCD)	Optional(LCD)	Optional(LCD)	Optional(LCD)
	Sensor failure	Standard	Standard	Standard	Standard
	Condenser dirty blockage	Optional(LCD)	Optional(LCD)	Optional(LCD)	Optional(LCD)
	Low battery	Optional(LCD)	Optional(LCD)	Optional(LCD)	Optional(LCD)
	Power failure	Optional(LCD)	Optional(LCD)	Optional(LCD)	Optional(LCD)
	Door ajar	Optional(LCD)	Optional(LCD)	Optional(LCD)	Optional(LCD)
Material	External	Electro-galvanized steel with antimicrobial powdercoating	Electro-galvanized steel with antimicrobial powdercoating	Electro-galvanized steel with antimicrobial powdercoating	Electro-galvanized steel with antimicrobial powdercoating
	Inner door	304 stainless steel	304 stainless steel	304 stainless steel	304 stainless steel
	Casters	Standard	Standard	Standard	Standard
	Temperature recorder	Optional	Optional	Optional	Optional
	Test hole (Qty) / Diameter (mm)	1/18	1/18	1/18	1/18
Shelves / Drawers (Qty)		Shelves / 1	Shelves / 2	Shelves / 2	Shelves / 3
Sound Emission (dB)		60	60	60	60
Electricity	Voltage / Frequency	220V, 50/60Hz;110V,60Hz	220V, 50/60Hz;110V,60Hz	220V, 50/60Hz;110V,60Hz	220V, 50/60Hz;110V,60Hz
	Consumption (W)	400	480	500	1020
N.W. / G.W. (kg)		66/91	107/137	123/153	320/350
Shipping Size (WxDxH) (mm)		550x590x1270	780x830x1410	780x800x1730	1320x1100x2150
Optional (LCD)		These alarm functions are only available when the LCD screen is selected.			

BAWERS MEDICAL EQUIPMENT

-86°C Upright Freezer



Advantage

1.Accurate Microprocessor-controlled system ensures temperature range -86°C to -40°C for chamber space with 1°C increment.

2.Powerful cooling system with unique design supports rapidly cooling in 6 hours.

3.Specialized control system design for a well-balanced operation of dual refrigeration system.

4.High-performance V.I.P. (Vacuum Insulation Panel) insulation panels are used to minimize cabinet heat gain and improve temperature stability.

5.The inner door has a unique design that separates storage compartments and minimizes frost buildup inside the chamber.

6.Systems use HC refrigerant, which is more efficient and has lower energy costs compared to other refrigerants,also environmentally friendly.

7.Upright door with limit door hinge prevents collision when door opens.

8.Lockable universal caster wheels for easy moving.

9.Removable inner door for user to defrost and clean.





touch screen



Quick-release filter

Reliability

- Audible&Visible Alarm: High/Low temperature, High ambient temperature, Sensor error, Abnormal voltage
- Safety password protected control panel prevents unauthorized system modification.
- USB port for data exporting.
- Remote alarm available.



adjustable shelves



multi-layer silicone seals



removable inner door

Optional

Temperature recorder,frozen racks and frozen boxes ,back up system (CO2 / LN2).

BAWERS MEDICAL EQUIPMENT

-86°C Upright Freezer

Specification







Model		UFZ-86V340	UFZ-86V410	UFZ-86V590	UFZ-86V730	UFZ-86V840
Capacity (L)		338	408	588	728	838
Size (WxDxH)	Internal (mm)	488x607x1140	606x575x1180	606x738x1310	963x571x1350	894x718x1310
	External (mm)	854x1072x1907	891x992x1945	891x1155x1995	1248x975x1995	1179x1135x1995
Temperature	Range (°C) at RT. 10 ~ 32°C	-40 ~ -86	-40 ~ -86	-40 ~ -86	-40 ~ -86	-40 ~ -86
	Sensor	PTC	PTC	PTC	PTC	PTC
	Controller	Microprocessor	Microprocessor	Microprocessor	Microprocessor	Microprocessor
Cooling System	Refrigerant	HC (CFC Free)	HC (CFC Free)	HC (CFC Free)	HC (CFC Free)	HC (CFC Free)
	Defrost	Manual	Manual	Manual	Manual	Manual
	Compressor (Qty)	SECOP / 2	SECOP / 2	SECOP / 2	SECOP / 2	SECOP / 2
Display		LCD display	LCD display	LCD display	LCD display	LCD display
Audible& Visible Alarm	High/Low temperature	Standard	Standard	Standard	Standard	Standard
	High ambient temperature	Standard	Standard	Standard	Standard	Standard
	Sensor error	Standard	Standard	Standard	Standard	Standard
	Abnormal voltage	Standard	Standard	Standard	Standard	Standard
	Low battery	Standard	Standard	Standard	Standard	Standard
	Power failure backup system(alarm)	72h	72h	72h	72h	72h
	Door ajar	Standard	Standard	Standard	Standard	Standard
Material	Internal	Stainless steel, grade 304	Stainless steel, grade 304	Stainless steel, grade 304	Stainless steel, grade 304	Stainless steel, grade 304
	External	Electro-galvanized steel with antimicrobial powder coating	Electro-galvanized steel with antimicrobial powder coating	Electro-galvanized steel with antimicrobial powder coating	Electro-galvanized steel with antimicrobial powder coating	Electro-galvanized steel with antimicrobial powder coating
	Inner door	Stainless steel, grade 304	Stainless steel, grade 304	Stainless steel, grade 304	Stainless steel, grade 304	Stainless steel, grade 304
Accessories	USB port	Standard	Standard	Standard	Standard	Standard
	Casters	Standard	Standard	Standard	Standard	Standard
	Chart recorder	Optional	Optional	Optional	Optional	Optional
	Data logger	Optional	Optional	Optional	Optional	Optional
	Remote alarm port	Standard	Standard	Standard	Standard	Standard
	Test hole (Qty) / Diameter (mm)	2 / 25	1 / 25	1 / 25	1 / 25	1 / 25
	Back up system (CO_2/LN_2)	Optional	Optional	Optional	Optional	Optional
Shelves / Drawers (Qty)		Shelves/3	Shelves / 3	Shelves / 3	Shelves / 3	Shelves / 3
Optional Frozen Racks (Qty)	Racks	12(4x4)	8(5x4)+8(4x4)	16(5x5)	18(5x4)+6(6x4)	24(5x5)
	Boxes (2 Inches)	192	288	400	504	600
	Samples (2ml)	19200	28800	40000	50400	60000
Sound Emission (dB)		50	50	53	53	53
Electricity	Voltage / Frequency	AC110 / 220V±10%, 50 / 60Hz	AC110 / 220V±10%, 50 / 60Hz	AC110 /220V±10%, 50 / 60Hz	AC110 / 220V±10%, 50/60Hz	AC110 / 220V±10%, 50 / 60Hz
	Consumption (W)	870	845	815	935	890
N.W. / G.W. (kg)		286 / 306	292 / 317	307 / 368	360 / 401.5	397 / 430
Shipping Size (WxDxH) (mm)		935x1070x2128	954x955x2094	970x1138x2185	1320x970x2185	1262x1098x2185

DAWERS MEDICAL EQUIPMENT

-86°C Upright Freezer

CE



Advantage

1.Accurate Microprocessor-controlled system ensures temperature range -86°C to -40°C for chamber space with 1°C increment.

2.Powerful cooling system with unique design supports rapidly cooling in 6 hours.

3.Specialized control system design for a well-balanced operation of dual refrigeration system.

4.High-performance V.I.P. (Vacuum Insulation Panel) insulation panels are used to minimize cabinet heat gain and improve temperature stability.

5.The inner door has a unique design that separates storage compartments and minimizes frost buildup inside the chamber.

6.Systems use HC refrigerant, which is more efficient and has lower energy costs compared to other refrigerants,also environmentally friendly.

7.Upright door with limit door hinge prevents collision when door opens.

8.Lockable universal caster wheels for easy moving.

9.Removable inner door for user to defrost and clean.





touch screen



Quick-release filter

Reliability

- Audible&Visible Alarm: High/Low temperature, High ambient temperature, Sensor error, Abnormal voltage
- Safety password protected control panel prevents unauthorized system modification.
- USB port for data exporting.
- Remote alarm available.



adjustable shelves



multi-layer silicone seals



removable inner door

Optional

Temperature recorder,frozen racks and frozen boxes ,back up system (CO2 / LN2).

-86°C Upright Freezer

CE

Dual Refrigeration System



Advantage

1.Accurate Microprocessor-controlled system ensures temperature range -86°C to -40°C for chamber space with 1°C increment.

2.Powerful cooling system with unique design supports rapidly cooling in 6 hours.

3.Specialized control system design for a well-balanced operation of dual refrigeration system.

4.High-performance V.I.P. (Vacuum Insulation Panel) insulation panels are used to minimize cabinet heat gain and improve temperature stability.

5.The inner door has a unique design that separates storage compartments and minimizes frost buildup inside the chamber.

6.Systems use HC refrigerant, which is more efficient and has lower energy costs compared to other refrigerants,also environmentally friendly.

7.Upright door with limit door hinge prevents collision when door opens.

8.Lockable universal caster wheels for easy moving.

9.Removable inner door for user to defrost and clean.



optional freeze racks



touch screen



Quick-release filter

Reliability

- Audible&Visible Alarm: High/Low temperature, High ambient temperature, Sensor error, Abnormal voltage
- Safety password protected control panel prevents unauthorized system modification.
- USB port for data exporting.
- Remote alarm available.



adjustable shelves



multi-layer silicone seals



removable inner door

Optional

Temperature recorder,frozen racks and frozen boxes ,back up system (CO2 / LN2).

BAWERS MEDICAL EQUIPMENT

-86°C Upright Freezer

CE

Dual Refrigeration System

Specification









Model		UFZ-86V410P	UFZ-86V590P	UFZ-86V730P	UFZ-86V840P
Capacity (L)		408	588	728	838
Size (WxDxH)	Internal (mm)	606x575x1180	606x738x1310	963x571x1350	894x718x1310
	External (mm)	891x992x1945	891x1155x1995	1248x975x1995	1179x1135x1995
Temperature	Range (°C) at RT. 10 ~ 32°C	-40 ~ -86	-40 ~ -86	-40 ~ -86	-40 ~ -86
	Sensor	PTC	PTC	PTC	PTC
	Controller	Microprocessor	Microprocessor	Microprocessor	Microprocessor
Cooling System	Refrigerant	R4001 (CFC Free)	R4001 (CFC Free)	R4001 (CFC Free)	R4001 (CFC Free)
	Defrost	Manual	Manual	Manual	Manual
	Compressor (Qty)	SECOP / 2	SECOP / 2	SECOP / 2	SECOP / 2
Display		LCD display	LCD display	LCD display	LCD display
Audible& Visible Alarm	High / Low temperature	Standard	Standard	Standard	Standard
	High ambient temperature	Standard	Standard	Standard	Standard
	Sensor error	Standard	Standard	Standard	Standard
	Abnormal voltage	Standard	Standard	Standard	Standard
	Low battery	Standard	Standard	Standard	Standard
	Power failure backup system(alarm)	72h	72h	72h	72h
	Door ajar	Standard	Standard	Standard	Standard
Material	Internal	Stainless steel, grade 304	Stainless steel, grade 304	Stainless steel, grade 304	Stainless steel, grade 304
	External	Electro-galvanized steel with antimicrobial powder coating	Electro-galvanized steel with antimicrobial powder coating	Electro-galvanized steel with antimicrobial powder coating	Electro-galvanized steel with antimicrobial powder coating
	Inner door	Stainless steel, grade 304	Stainless steel, grade 304	Stainless steel, grade 304	Stainless steel, grade 304
Accessories	USB port	Standard	Standard	Standard	Standard
	Casters	Standard	Standard	Standard	Standard
	Chart recorder	/	/	/	/
	Data logger	Optional	Optional	Optional	Optional
	Remote alarm port	Standard	Standard	Standard	Standard
	Test hole (Qty) / Diameter (mm)	1 / 25	1 / 25	1 / 25	1 / 25
	Back up system (CO_2 / LN_2)	Optional	Optional	Optional	Optional
Shelves / Drawers (Qty)		Shelves / 3	Shelves / 3	Shelves / 3	Shelves / 3
Optional Frozen Racks (Qty)	Racks	8(5x4)+8(4x4)	16(5x5)	18(5x4)+6(6x4)	24(5x5)
	Boxes (2 Inches)	288	400	504	600
	Samples (2ml)	28800	40000	50400	60000
Sound Emission (dB)		53	53	55	55
Electricity	Voltage / Frequency	AC110 / 220V±10%, 50 / 60Hz	AC110 / 220V±10%, 50 / 60Hz	AC110 / 220V±10%, 50 / 60Hz	AC110 / 220V±10%, 50 / 60Hz
	Consumption (W)	1350	1500	1400	1700
N.W. / G.W. (kg)		285 / 310	303 / 332	380 / 400	391 / 424
Shipping Size (WxDxH) (mm)		954x955x2094	970x1138x2185	1320x970x2185	1262x1098x2185

BAWERS MEDICAL EQUIPMENT

-86°C Upright Freezer

-86°C Upright Freezer

CE

Dual Refrigeration System



Advantage

1.Accurate Microprocessor-controlled system ensures temperature range -86°C to -40°C for chamber space with 1°C increment.

2.Powerful cooling system with unique design supports rapidly cooling in 6 hours.

3.Specialized control system design for a well-balanced operation of dual refrigeration system.

4.High-performance V.I.P. (Vacuum Insulation Panel) insulation panels are used to minimize cabinet heat gain and improve temperature stability.

5.The inner door has a unique design that separates storage compartments and minimizes frost buildup inside the chamber.

6.Systems use HC refrigerant, which is more efficient and has lower energy costs compared to other refrigerants,also environmentally friendly.

7.Upright door with limit door hinge prevents collision when door opens.

8.Lockable universal caster wheels for easy moving.

9.Removable inner door for user to defrost and clean.



optional freeze racks



touch screen



Quick-release filter

Reliability

- Audible&Visible Alarm: High/Low temperature, High ambient temperature, Sensor error, Abnormal voltage
- Safety password protected control panel prevents unauthorized system modification.
- USB port for data exporting.
- Remote alarm available.



adjustable shelves



multi-layer silicone seals



removable inner door

Optional

Temperature recorder,frozen racks and frozen boxes ,back up system (CO2 / LN2).

BAWERS MEDICAL EQUIPMENT

-86°C Upright Freezer

CE

Dual Refrigeration System






Specification

Model		UFZ-86V410P	UFZ-86V590P	UFZ-86V730P	UFZ-86V840P
Capacity (L)		408	588	728	838
Size (WxDxH)	Internal (mm)	606x575x1180	606x738x1310	963x571x1350	894x718x1310
	External (mm)	891x992x1945	891x1155x1995	1248x975x1995	1179x1135x1995
Temperature	Range (°C) at RT. 10 ~ 32°C	-40 ~ -86	-40 ~ -86	-40 ~ -86	-40 ~ -86
	Sensor	PTC	PTC	PTC	PTC
	Controller	Microprocessor	Microprocessor	Microprocessor	Microprocessor
Cooling System	Refrigerant	R4001 (CFC Free)	R4001 (CFC Free)	R4001 (CFC Free)	R4001 (CFC Free)
	Defrost	Manual	Manual	Manual	Manual
	Compressor (Qty)	SECOP / 2	SECOP / 2	SECOP / 2	SECOP / 2
Display		LCD display	LCD display	LCD display	LCD display
Audible& Visible Alarm	High / Low temperature	Standard	Standard	Standard	Standard
	High ambient temperature	Standard	Standard	Standard	Standard
	Sensor error	Standard	Standard	Standard	Standard
	Abnormal voltage	Standard	Standard	Standard	Standard
	Low battery	Standard	Standard	Standard	Standard
	Power failure backup system(alarm)	72h	72h	72h	72h
	Door ajar	Standard	Standard	Standard	Standard
Material	Internal	Stainless steel, grade 304	Stainless steel, grade 304	Stainless steel, grade 304	Stainless steel, grade 304
	External	Electro-galvanized steel with antimicrobial powder coating	Electro-galvanized steel with antimicrobial powder coating	Electro-galvanized steel with antimicrobial powder coating	Electro-galvanized steel with antimicrobial powder coating
	Inner door	Stainless steel, grade 304	Stainless steel, grade 304	Stainless steel, grade 304	Stainless steel, grade 304
Accessories	USB port	Standard	Standard	Standard	Standard
	Casters	Standard	Standard	Standard	Standard
	Chart recorder	/	/	/	/
	Data logger	Optional	Optional	Optional	Optional
	Remote alarm port	Standard	Standard	Standard	Standard
	Test hole (Qty) / Diameter (mm)	1 / 25	1 / 25	1 / 25	1 / 25
	Back up system (CO_2 / LN_2)	Optional	Optional	Optional	Optional
Shelves / Drawers (Qty)		Shelves / 3	Shelves / 3	Shelves / 3	Shelves / 3
Optional Frozen Racks (Qty)	Racks	8(5x4)+8(4x4)	16(5x5)	18(5x4)+6(6x4)	24(5x5)
	Boxes (2 Inches)	288	400	504	600
	Samples (2ml)	28800	40000	50400	60000
Sound Emission (dB)		53	53	55	55
Electricity	Voltage / Frequency	AC110 / 220V±10%, 50 / 60Hz	AC110 / 220V±10%, 50 / 60Hz	AC110 / 220V±10%, 50 / 60Hz	AC110 / 220V±10%, 50 / 60Hz
	Consumption (W)	1350	1500	1400	1700
N.W. / G.W. (kg)		285 / 310	303 / 332	380 / 400	391 / 424
Shipping Size (WxDxH) (mm)		954x955x2094	970x1138x2185	1320x970x2185	1262x1098x2185

BAWEBS MEDICAL EQUIPMENT

-86°C Upright Freezer

-86°C Upright Freezer

Description

-86°C Ultra Low Temperature Freezer are specially designed to store viruses, pathogens, blood cells and other biological sample. Widely used in hospitals, disease control department, research institutions and biomedical engineering.







adjustable shelves



multi-layer silicone seals

Advantage

1.High-performance V.I.P. (Vacuum Insulation Panel) insulation panels are used to minimize cabinet heat gain and improve temperature stability.

2.Efficient cooling system operates the mixed refrigeration system for rapid and stable cooling, while being energy-saving and easy to maintain.

3.The inner door has a unique design that separates storage compartments and minimizes frost buildup inside the chamber.

4.Upright door with limit door hinge prevents collision when door opens.

5.Lockable universal caster wheels for easy moving.

6.Removable inner door for user to defrost and clean.

Reliability

- Audible&Visible Alarm: High/Low temperature, High ambient temperature, Sensor error, Abnormal voltage
- Safety password protected control panel prevents unauthorized system modification.
- USB port for data exporting.
- Remote alarm available.

Optional

Temperature recorder,frozen racks and frozen boxes ,back up system (CO2 / LN2).

BAWERS MEDICAL EQUIPMENT

-86°C Upright Freezer

-86°C Upright Freezer

CE

Specification









Model		UFZ-86V60E	UFZ-86V180E	UFZ-86V340E	UFZ-86V410E	UFZ-86V590E	UFZ-86V730E	UFZ-86V840E
Capacity (L)		58	188	340	408	588	728	838
Size (WxDxH)	Internal (mm)	330x453x410	465x465x830	488x607x1140	606x575x1180	606x738x1310	963x571x1350	894x718x1310
	External (mm)	635x757x1212	830x810x1607	854x1006x1907	872x1028x1945	872x1192x1995	1229x1012x1995	1160x1172x1995
Temperature	Range (°C) at RT. 10 ~ 32°C	-40 ~ -86	-40 ~ -86	-40 ~ -86	-40 ~ -86	-40 ~ -86	-40 ~ -86	-40 ~ -86
	Sensor	PTC	PTC	PTC	PTC	PTC	PTC	PTC
	Controller	Microprocessor	Microprocessor	Microprocessor	Microprocessor	Microprocessor	Microprocessor	Microprocessor
Cooling System	Refrigerant	R4001 (CFC Free)	R4001 (CFC Free)	R4001 (CFC Free)	R4001 (CFC Free)	R4001 (CFC Free)	R4001 (CFC Free)	R4001 (CFC Free)
	Defrost	Manual	Manual	Manual	Manual	Manual	Manual	Manual
	Compressor (Qty)	SECOP / 1	CUBIGEL / 1	SECOP / 1	SECOP / 1	SECOP / 2	SECOP / 2	SECOP / 2
Display		Digital display	Digital display	Digital display	Digital display	Digital display	Digital display	Digital display
Audible& Visible Alarm	High/Low temperature	Standard	Standard	Standard	Standard	Standard	Standard	Standard
	High ambient temperature	Standard	Standard	Standard	Standard	Standard	Standard	Standard
	Sensor error	Standard	Standard	Standard	Standard	Standard	Standard	Standard
	Abnormal voltage	Standard	Standard	Standard	Standard	Standard	Standard	Standard
	Low battery	Standard	Standard	Standard	Standard	Standard	Standard	Standard
	Power failure backup system(alarm)	72h	72h	72h	72h	72h	72h	72h
	Door ajar	Standard	Standard	Standard	Standard	Standard	Standard	Standard
Material	Internal	Stainless steel, grade 304	Stainless steel, grade 304	Stainless steel, grade 304	Stainless steel, grade 304	Stainless steel, grade 304	Stainless steel, grade 304	Stainless steel, grade 304
	External	Electro-galvanized steel with antimicrobial powder coating	Electro-galvanized steel with antimicrobial powder coating	Electro-galvanized steel with antimicrobial powder coating	Electro-galvanized steel with antimicrobial powder coating	Electro-galvanized steel with antimicrobial powder coating	Electro-galvanized steel with antimicrobial powder coating	Electro-galvanized steel with antimicrobial powder coating
	Inner door	Stainless steel, grade 304	Stainless steel, grade 304	Stainless steel, grade 304	Stainless steel, grade 304	Stainless steel, grade 304	Stainless steel, grade 304	Stainless steel, grade 304
Accessories	USB port	Standard	Standard	Standard	Standard	Standard	Standard	Standard
	Casters	Standard	Standard	Standard	Standard	Standard	Standard	Standard
	Chart recorder	/	/	/	/	/	/	/
	Data logger	Optional	Optional	Optional	Optional	Optional	Optional	Optional
	Remote alarm port	Standard	Standard	Standard	Standard	Standard	Standard	Standard
	Test hole (Qty) / Diameter (mm)	1 / 25	1 / 25	1 / 25	1 / 25	1 / 25	1 / 25	1 / 25
	Back up system (CO_2/LN_2)	Optional	Optional	Optional	Optional	Optional	Optional	Optional
Shelves / Drawers (Qty)		Shelf / 1	Shelves / 2	Shelves / 3	Shelves / 3	Shelves / 3	Shelves / 3	Shelves / 3
Optional Frozen Racks (Qty)	Racks	2(6x2)	9(4x3)	12(4x4)	8(5x4)+8(4x4)	16(5x5)	18(5x4)+6(6x4)	24(5x5)
	Boxes (2 Inches)	24	108	192	288	400	504	600
	Samples (2ml)	2400	10800	19200	28800	40000	50400	60000
Sound Emission (dB)		50	52	52	53	53	53	55
Electricity	Voltage / Frequency	AC110/220V±10%, 50/60Hz	AC110/220V±10%, 50/60Hz	AC110/220V±10%, 50/60Hz	AC110/220V±10%, 50/60Hz	AC110/220V±10%, 50/60Hz	AC110/220V±10%, 50/60Hz	AC110/220V±10%, 50/60Hz
	Consumption (W)	442	660	810	890	1500	1400	1700
N.W. / G.W. (kg)		115 / 155	207 / 222	268 / 288	268 / 293	303 / 332	374 / 394	391 / 424
Shipping Size(WxDxH) (mm)		730x845x1400	915x928x1818	935x1070x2128	954x955x2094	970x1138x2185	1320x970x2185	1270x1100x2185

DAWERS MEDICAL EQUIPMENT

-86°C Upright Freezer

Alveograph

CE



Application

It is one of the special testing instruments for testing the rheological properties of dough. It is mainly used for the quality evaluation of wheat and flour in wheat breeding, wheat processing and distribution, especially for the evaluation of low-gluten flour.

Advantage

1.High test accuracy and good repeatability

Adopt electronic detection technology to detect the change of tension in the process of dough blowing, with high test accuracy, good repeatability and reproducibility.

2.High detection efficiency & convenient test

Adopting electronic data acquisition method and USB data communication to achieve fast and accurate reading, convenient testing, high testing efficiency.

3.Special data processing software

Using special data processing software, the software interface is fashionable, simple and intuitive.

4.Traceable data results

Automatically analyze data and print test results, with traceability of data results.

5.Good temperature control effect

The temperature control system of the instrument adopts PLC control, and the temperature control effect is good.

Accurate experimental results:

1.Fully enclosed and observable bubble blowing room, the temperature is automatically adjusted to maintain a constant temperature, and the experimental results are not affected by the external environment to ensure the accuracy of the test results;

2.The dough is automatically positioned and foamed; the temperature and humidity of the foaming room are automatically controlled, and the foaming method is downward. The dough is rounder and closer to the ideal experimental state;

Analysis software function

The test curve is displayed in real time, the data is acquired in real time, automatically saved and archived, the data can be compared and the analysis report can be automatically generated, etc.

Specification

Model	AL-T
Measurement Range	Wheat flour
Sample Volume	250±0.5g
Inner Diameter and Distance After Tightening	The upper and lower plates of the Alveograph are automatically closed and locked, the inner diameter of the upper plate is (55.0±0.1) mm, and the distance after tightening is (2.67±0.01)mm
One-time Fermentation Sample Throughput	≥15
Stirrer Speed	60±2rpm
Bubble Airflow Velocity(L/h)	96±2
Operating Temperature of Dough Mixer(℃)	24±0.2
Fermenting Box Operating Temperature(℃)	25±0.2
Detection Index	P value, L value, W value, G value, P/L value
Sound Emission(dBA)	≤60
Power Supply	AC220V±10V,50/60Hz
Configuration Dimensions	Pressing groove: height 12.0±0.1mm; pressing roller: large diameter (40.0±0.1) mm/small diameter (33.3±0.1) mm; circular cutter: inner diameter (46±0.5) mm
Kneading Bowl	The kneading bowl has a built-in automatic water adding function, the water injection flow pump has an accuracy of 0.2ml, and the built-in water storage tank has a volume of ≥2 L;
	An external cooling water bath can be connected, and the temperature of the kneading bowl is constant to: 24°C.
Detackified Volume of Dough Samples(ml)	18±2
Bubble Method	The bubbles are blown upside down, and the detected dough pieces are automatically cleaned after the experiment. The temperature control system adopts PLC control, and the temperature control effect is good.
Result Accuracy	Coefficient of variation of W value: <±8%, Coefficient of variation of P value: <±8%, Coefficient of variation of G value: <±5%
Shipping Size(WxDxH)(mm)	1050x580x920
G.W. (kg)	130

Automatic Seed Counter



Advantage

1.Support both free counting and batch counting modes to meet different counting needs.

2.Suitable for both round and long seeds to meet the needs of a variety of fields.

3.Adjust the counting speed according to the actual situation, which can flexibly cope with counting different particles.

4.When the counting number is close to the setting number, the counting speed slows down automatically.

5.High sensitivity level for different sizes of particles to ensure the accuracy of counting results

6.Easy to operate LCD screen with clear display of counting time, mode selection, liquid level and number of particles.

7.Metal casing for long life and aesthetics.

Specification

Model	ASC-C
Count Range	1-12mm
Count Accuracy	±2‰
Count Speed	≥1000 /3min (Sesame)
Counting Range	1~99999
Operation Environment	-10℃- 50℃, <85% RH
Bulk Counting	1-99999
Noise	<70db
Continuous Working Time	≥ 5Hr
Power Supply	AC220/110V,50/60Hz
Dimensions(WxDxH)(mm)	285x210x176
Shipping Size(WxDxH)(mm)	480x350x260
N.W./G.W. (kg)	9/12

Automatic Sampling Seed Counter



Advantage

This state-of-the-art seed counter features automatic sample separation for all types of seeds, including maize, rice, wheat, oilseed rape, vegetables and more. Intuitive touchscreen technology is introduced to operate and record key experimental information. It also offers a variety of operating modes and adjustable speeds, designed to provide a more efficient and convenient solution to the seed counting process.

1.Comprehensive information is recorded, including time, total number of seeds and samples, making it easy for users to check and verify at any time.

2.7-inch color touchscreen guides the operation, making the process more intuitive and convenient.

3.Adopting step-less speed control technology, users can freely adjust the running speed of the seed counter according to their needs.

4.Seed counter supports three operation modes: Automatic, pointing and manual, which can be switched flexibly to meet different experimental needs.

Specification

Model	ASC-SF
Number Of Containers	10 cups
Container Size	6.511cm
Counting Range	1~9999
Accuracy	±2‰
Sample Size	Φ1-23mm
Counting Speed	Maximum speed of 1000 to 2000 particles / minute (depending on particle size)
Feeder	Electromagnetic type
Power Supply	AC220/110V,50/60Hz
Shipping Size(WxDxH)(mm)	560x470x430
N.W./G.W. (kg)	25/30

Amylose Tester



Advantage

The whole system is made of amylase tester and computer system connected by RS-232 which can collect and transmit datum.

1. Adopt laser light tester and software system of CCD rice exterior quality image analyzing and indentifying.

2. Amy close tester's system software controls the entire system, making amylose tester operation safer and more reliable.

3. High-accuracy ease to operate.

Specification

Model	AT-II
Testing Object	rice, corn, wheat, all kinds of crops
Testing Parameters	the content of the amylase
Operating System	Windows 98/2000/ME/XP
Testing Time	about 1 min
Temperature	20 °C ~ 30 °C
Power Supply	AC220V, 50/60Hz
Shipping Size(WxDxH)(mm)	580x380x330
G.W. (kg)	15

Plant Canopy Analyzer



Advantage

PCA-I plant canopy analyser is widely used in agricultural production and research fields. Its convenient portability, simple operation and rich functions provide an effective tool for plant ecological research.

1.The plant canopy analyser can accurately measure and record photosynthetically active radiation (PAR) values in the 400nm-700nm band, providing important light energy information for plant growth.

2.The measurement range is 0-2700μmol ㎡/s, which can meet the measurement needs under different plant growth environments.

3.No cumbersome sample processing is required; the instrument is placed on top of the plant for measurement and and easy and efficient operation.

4.Integrated LCD, operation buttons, SD card plug and measurement probe, easy to operate.

5.Compact size, easy to carry.

6.Large capacity storage, easy data management, and the ability to easily record and store a large amount of measurement data.

7.With automatic shutdown and restart function after a long time of non-use, prolonging the battery life.

8.Provides manual and automatic measurement modes to meet different experimental needs.

Specification

Model	PCA-I
Measuring Range	0-2700μmol ㎡/s
Resolution	1μmol ㎡/s
Response Time	10 μs
Auto-collecting Interval	1-99minutes
Auto-collecting Times	1-99times
Store Capacity	2GB(SD card)
Meter Length	75cm
Probe Length	50cm
Working Environment	0°C-60°C；100%HM
Qty of Sensors	25（standard equipped）
Power Supply	2x AA batteries
Shipping Size(WxDxH)(mm)	830x230x180
G.W. (kg)	5

Chlorophyll Meter



Advantage

Plant chlorophyll content is closely related to the nitrogen content in the leaves. Therefore, measuring the chlorophyll content can reflect the plant's need for nitro. CM-B is a professional instrument used to accurately measure the chlorophyll content in plant leaves and leaf temperature. Using a plant chlorophyll meter not only effectively monitors the growth status of plants but also provides a scientific basis for agricultural production, enabling precise fertilizer application and ultimately protecting the environment. This advanced instrument is significant in modern agriculture and plant ecological research.

1.Accurate and reliable measurement data helps to improve the utilization of nitrogen fertilizer while reducing the negative impact on the environment.

2.Effective monitoring of plant growth status

3.It does not require destructive treatment of the sample, allowing the integrity of the sample to be maintained.

4.Simple to operate. Just place the instrument on the leaf and take measurements.

Specification

Model	CM-B
Measuring Area	2mmx2mm
Measuring Mode	2-wavelength concentration difference of optical methods Sensors
Silicon	semiconductor photodiode
Display Mode	Measuring value 3 digits liquid crystal display
	Measuring times 2 digits liquid crystal display
Min Measuring Interval	< 3s
Measuring Range	0.0-99.9 SPAD, -10~99.9°C
Accuracy	±3.0 SPAD; ±0.5°C
Repeat	±0.3 SPAD, ±0.2°C
Operating Temperature	-10-50°C
Power Supply	4.2V -2000Mah rechargeable Li battery
Memory Capacity	30KB, automatically calculate and show the average
Shipping Size(WxDxH)(mm)	300x230x160
N.W./G.W. (kg)	0.2/2

Lab Hammer Mill



Advantage

Our lab hammer mill is the ideal sample crushing tool with its excellent performance and several innovative designs. It shows excellent performance in laboratory sample crushing and provides reliable experimental support for researchers.

1.Fast speed and high efficiency can break the broken objects into fine particles to meet the experimental needs.

2.Easy to operate a built-in protection switch to ensure the safety of the use process.

3.The box's interior adopts advanced soundproofing material for the hanging cabinet, low noise, providing a quieter experimental environment.

4.Motor is a built-in temperature device; once it exceeds the set temperature, it will automatically shut down to protect the equipment. When the temperature drops to normal level, it can be restarted.

5.Determination of several parameters, including but not limited to gluten quantity and quality, wheat drop count, grain viscosity, NIR composition, etc.

6.Automatic doser optional (LHM-A110 only): Automatic doser can be installed directly to control the dosing of high moisture samples effectively and shelled corn to improve the crushing effect.

Specification

Model	LHM-A110/LHM-S110
Motor Power	750W
Workroom Diameter	110mm
Crusher Hammers Rotating Speed	16800r/min
Power Supply	AC220±10V 50Hz
Shipping Size(WxDxH)(mm)	700x500x710
G.W. (kg)	80

Electronic Extensograph



Advantage

Scitek introduces an innovatively designed electronic extensograph with advanced features and a user-friendly design to provide convenience and accuracy to your experiments. This electronic extensograph not only provides highly accurate experimental functions but also focuses on user experience and ease of data management, making it an ideal assistant for laboratory researchers.

1.Spring-loaded and oil-damped guides ensure smooth drawer opening and ease of use.

2.The shape adopts a closed arc profile, which is beautiful and stable as well as dustproof and heat preservation, enhancing the natural texture of the overall appearance.

3.Up to 5 groups of stretching curves are displayed at the same time, which is convenient for comparative analysis and helps users observe the differences in the experimental results more intuitively.

4.The experimental results are saved in the Access database for quick and easy access and management, improving the overall traceability of the experimental data.

5.Equipped with advanced electronic sensors to test tensile resistance and ensure accurate and reliable data.

6.It is equipped with automatic zero calibration and start-up charting functions to simplify the operation process and improve the efficiency of the experiment.

7.Data can be collected and analyzed by computer, which is easy and efficient to operate and provides more options for processing experimental data.

Specification

Model	ET-350
Sample Weight	Flour 300g+6g salt distilled water
Kneading-ball Machine Rotating Speed	Automatically stop after 83±3r/ min,20r
Rubbing Machine Rotating Speed	15±1 r/min
Hook-toothed Tape Speed	14.5±0.5 mm/s
Tension Test Mode: electronic pressure sensor	Electronic pressure sensor
Computer Connector	USB
Power Supply	AC220V,50/60Hz
Machine Dimensions(WxDxH)(mm)	920x640x950
Machine Shipping Size(WxDxH)(mm)	1150x750x870
Accessory Shipping Size(WxDxH)(mm)	570x470x510
N.W./G.W. (kg)	115(Machine)/135(Machine)+20(Accessory)

Multi-parameter Soil Moisture Meter



SM-2XG

Advantage

Handset

1.Compact and exquisite, easy to carry.

2.Liquid crystal display, comfortable operation, beautiful appearance, providing excellent user experience.

3.Built-in lithium battery with charging protection and low voltage alert function, making the operation safer.

4.It can store up to 30,000 sets of monitoring data and parameters to meet the needs of long-term research and field measurement.

5.Mobile phones can be connected to different sensors through the concentrator without affecting the accuracy.

6.32 channels are detected at the same time when combined, helping users observe the differences in experimental results more intuitively.

7.Timing or manual data collection can be set up to record and save data, reducing personnel investment automatically.

8.The machine can be connected to different types of sensors through the concentrator without affecting the accuracy.

9.Low power consumption design, equipped with system monitoring and protection functions to avoid short circuits or external interference.

Digital Fruit sclerometer



Advantage

1. Can store 896 peaks of data. The LED shows the peaks of data, and get rid of the data.

2. Can output data; analyze the data by connected with computer.

3. With digital peak value holding function, hold the peak value for 2 seconds and the peak value will be automatically cancelled.

4. Green environmental - protective: If you do not operate the machine after 10 seconds, the machine will be shut down automatically.

Specification

Model	FC-4	
Range	0.2 - 15 Kg/cm² (×105 Pa)	0.4 - 30 Kg/cm² (×105 Pa)
Division Value	0.01 Kg/cm²	0.01 Kg/cm²
Pressure Head Diameter	1# φ11.1mm	2# φ7.9mm
Precision	±1%	
Display Mode	Digital	
Net Weight	About 0.6KG	
Insertion Depth of Pressure Head	10mm	
Power Supply	AC220V 50Hz,110V 60Hz	
Shipping Size(WxDxH)(mm)	310x210x150	
G.W. (kg)	3	

Hand-held Pesticide Residue Meter



PRM-1D

Application

This Handheld Pesticide Residue Test is portable, compact size and convenient to carry, adopts enzyme value method and shows the result of value. The pesticide residue is out of limits if 50% is positive, the higher of the value, the greater of the amount of residue.

1.Detect products: agricultural and sideline products, daily food, seafood and its products and so on.

2.Detect object: rapid quantitative testing of organophosphate and carbamate pesticide residues.

3.Applicable units: departments of industry and commerce, hygiene, quality supervision, agriculture, trade and so on; trade markets, supermarkets, wholesale markets for agricultural products, hotels, large dining rooms, bases for agricultural production and so on.

BAWERS MEDICAL EQUIPMENT

Falling Number Meter

Advantage

The falling number meter, with its digital time control, automatic calculation function and printer output, provides a convenient and reliable solution for accurately determining grain amylase activity.

Principle of operation

Cereal flour (e.g. wheat flour), in suspension, can be rapidly pasted in boiling water. Due to the differences in the degree of liquefaction of the pasted starch caused by different amylase activities, the rate of fall of the stirring bar during the pasting process will be different. By measuring the time it takes for the stirring bar to fall freely to a certain height, the amylase activity level is expressed in terms of the number of falls, with lower values indicating higher activity.

1.The electronic timer precisely controls the test time to ensure the accuracy and repeatability of the test.

2.Equipped with a microcontroller, it can automatically calculate the test results, making it easy for users to obtain an accurate amylase activity index.

3.The results can be output by connecting to a printer, allowing users to conveniently record and save the test data.



Specification

Model	FNM-II	
Water Bath Apparatus	consists of heating unit, cooling system and water level indicator.	
Electric Timer	digital and precision time control	
Test Results	automatically calculated by SCM, printed out by printer	
Mix Wtick's Weight	25±0.05g	
Water Bath Barrel Preheated Pipe	600W	
Viscosity Tube	made by special glass	
	Inside diameter	21±0.02mm
	Outer diameter	23.8±0.25mm
	Inside high	220±0.3mm
Repeat	Difference of the two test results does not over 10%	
Power Supply	AC220V±10% 50/60Hz	
Dimensions(WxDxH)(mm)	180x440x515	
Shipping Size(WxDxH)(mm)	600x520x510	
N.W./G.W. (kg)	22.5/31	

Digital Flour Quality Analyzer

Advantage

Digital flour quality analyzer is innovatively designed to provide an efficient and convenient solution for flour preparation with several intelligent features and safety guarantees.

1.Flour-rubbing bowl can be changed automatically without the operator's choice, improving the operation's flexibility and convenience.

2.The program can automatically identify the Flour-rubbing bowl type and adjust to the corresponding programme.

3.When the mixing torque is too large, the system will alarm and shut down automatically, protecting the instrument and the operator's safety.

4.One-key automatic water filling, through the control of the drip tube, to achieve automatic water that is more energy-saving and efficient.

5.Up to 10 charts of flour quality are displayed at the same time, which is convenient for users to compare the differences and provide a more comprehensive assessment of flour quality.

6.The test results will be saved in the access database, which is convenient for users to access at any time and improves the convenience of data management.

7.The flour quality analyzer is equipped with a two-key start function, and the machine will stop automatically when the lid is opened, increasing the safety of operation.

8.FQA-150 is equipped with an intelligent program response function, which can start drawing automatically and improve the intelligent level of operation.



Specification

Model	FQA-150
Motor Power	200W
Computer Connector Mode	USB
Torque Testing Mode	electronic torque sensor
Accuracy	no more than 0.5% measuring range
Main Douching Cutter Rotating Speed	63r/min±2r/m
Sub-douching Cutter Rotating Speed	Sub-douching cutter rotating speed: 94.5r/min±3r/m
Coordinate Scale Ranges	horizontal axis: 0-20min,vertical axis: 0—1000FU
Horizontal Axis Speed	10mm/min
Power Supply	AC380/220V, 50/60Hz
Dimensions(WxDxH)(mm)	950x530x620
Machine Shipping Size(WxDxH)(mm)	1150x730x850
Accessory N.W.(kg)	0.3kg(300g bowl) /0.05kg(50g bowl)
Machine N.W.(kg)	75kg (with 300g bowl)/ 70kg (with 50g bowl)
Machine G.W. (kg)/Accessory G.W. (kg)	160(Machine)/20(Accessory)

BAWER MEDICAL EQUIPMENT

GPS Area Meter



Advantage

Suitable for use in agricultural laboratories, the portable area meter can test regular and irregular areas such as green fields, waters, forests, farmlands, mudflats, etc. When testing a regular area, you can test the area in several points; when testing an irregular area, you can walk along the area's boundary and the instrument will automatically count. It can also test distance and circumference.

1.Wide range of measurement to meet the measurement needs of many purposes.

2.Provides a variety of measurement distance options suitable for measurement tasks in different scenarios.

3.High-precision distance measurement ensures the accuracy of measurement results, making it a reliable measurement tool.

4.Stores 2000 sets of measurement data, making it easy for users to view and manage previous measurement records at any time.

Specification

Model	GAM-I
Measuring Range	500-9999999 square meter
Measuring Distance Range	0-999999.9
Measuring Distance Accuracy	2m
Test Unit	meter
Stored Datum	2000groups
Power Supply	4AA Batteries
Dimensions(WxDxH)(mm)	156x80x25
Shipping Size(WxDxH)(mm)	270x420x220
N.W./G.W. (kg)	1/3

GPS Area Meter



Advantage

GAM-II is a field measuring instrument developed with embedded microcontroller, GPS positioning system, and high-precision algorithms. It can easily measure the area and perimeter of land or lake. Its best feature is for plane area measurement.

1.Wide range of measurement to meet the measurement needs of many purposes.

2.High-precision distance measurement ensures the accuracy of measurement results, making it a reliable measurement tool.

3.Stores 200 sets of measurement data, making it easy for users to view and manage previous measurement records at any time

Specification

Model	GAM-II
Area Measurement Range	500-9999999 m2; Precision: 3%
Distance Measurement Range	0-999999.9 meters; Precision:2 m
Time Precision	< 0.5 seconds
Unit Switch	mu,m2 ,hectare
Records Storage	Record 200data, with power lost protection
Measurement Data	Area; distance; perimeter; time; price
Power Supply	4AA Batteries
Dimensions(WxDxH)(mm)	156x80x25
Shipping Size(WxDxH)(mm)	250x150x140
N.W./G.W. (kg)	0.3/1

Double-head Gluten Tester



Advantage

The double-head gluten tester is a complete set of equipment that tests gluten content, gluten index and gluten water retention in flour. It consists of a main unit, an indexing unit and a dryer and is designed to provide accurate testing of wheat flour and wholemeal flour. With its comprehensive testing capabilities, GT-DA gluten tester has become an important tool in food and research, providing users with a reliable flour quality assessment.

1.The all-in-one design ensures the integrity of testing the full range of gluten properties.

2.Focuses on key indicators such as gluten content, gluten index and gluten water retention in flour, providing an all-round assessment of flour quality.

3.Suitable for testing wheat flour and wholemeal flour, ensuring accurate and reliable results across different types of flour.

4.Widely used in food and flour processing departments, grain and oil research institutes, grain storage departments, universities and colleges, and other scientific research institutes to support research and production in related fields.

Specification

Model	GT-DA
Agitator Rotation Speed	120±2r/min
Thin Wash Mesh Size	80μm (200mesh) metal sieve
Thick Wash Mesh Size	800μm (26mesh) metal sieve
Washing Liquid Flow Capacity	50mL/min~56mL/min
Dough Mixing Time	1s~99s (digital, adjustable, adjust start from each second)
Washing Time	1s~59s; 1min~15mins (digital, adjustable)
Centrifugation Time	1s~59s; 1min~9mins (digital, adjustable)
Centrifugation Speed	3000 r/min , 6000 r/min±5r/min (adjustable)
Centrifugation Mesh Box	Aperture is 600μm
Centrifugation Acceleration Speed	2000g
Dryer Temperature	150℃~ 200℃
Working Environment	temperature: 0℃~40℃
	RH<80%
Power Supply	AC220V, 50/60Hz
Shipping Size(WxDxH)(mm)	550x500x460
G.W. (kg)	30

Grain Hardness Meter



GHM-1



GHM-2

Advantage

GHM series grain hardness tester is dedicated to measuring the hardness of rice, wheat and other granular commodities, providing users with convenient operation and accurate hardness measurement. GHM series grain hardness tester is an important tool in grain hardness measurement, which is suitable for accurately measuring the hardness of all kinds of granular commodities.

1.Easy operation, direct reading: Simple design, easy operation, provides intuitive reading to ensure the user quickly completes the hardness measurement.

2.High accuracy: Hardness tester has a high precision measurement capability to ensure the measured hardness data is accurate and reliable.

3.Aesthetically pleasing: Design is aesthetically pleasing and meets the aesthetic standards of modern laboratory instruments.

4.Stainless steel indenter: Indenter is made of stainless steel, which improves the hardness of the tester's service life and ensures the test's reliability.

5.Digital: Digital design is intuitive and easy to read, and the measurement results are easy to record.

Specification

Model	GHM-1	GHM-2
Test Range	20kg /196N	20kg
Display	Digital	Digital LED
Stress	Manual	Manual
Maximum Diameter	10mm	18mm
Accuracy	±2%	±0.5%
Resolution	0.01kg / 0.1N	0.1kg
Shipping Size(WxDxH)(mm)	270x420x220	420x280x220
N.W./G.W. (kg)	4	7

Soil Nutrient Tester

6.Reagent Characteristics: The reagents have the advantages of low requirements for storage conditions, long preservation time and low testing costs, providing users with affordable testing solutions.

7.Soil nutrient tester has a time display function, which can automatically record and save the time of the tested sample to ensure the accuracy of the data.

Specification

Model	Function
SNT-6	1. Test N,P,K, organic matter, soil pH, soil salinity
	2. with storage function
	3. built-in the amount of nutrients needed for growth of 73 kinds of crops, can provide guidance for fertilizing amount according to needs
	4. with printing function
SNT-6I	Based on SNT-6, with a software, be able to connect to computer for data storage
SNT-7I	On the basis of SNT-6I, but add one more parameter: soil moisture

Parameter		
Soil Nutrient technical parameter	Stability	Absorbency of light drift＜0.003
	Repeatability	Absorbency of light＜0.005
	Linearity Errors	red light for Copper sulfate, and blue light forpotassium bichromate ＜ 3.0%
	Sensitivity	Red light≥4.5×10^{-5}
		Blue light≥3.17×10^{-3}
	Wavelength Range	Red light 620±5nm
		Blue light440±5nm
	Anti-Knocking Performance	Qualified
pH technical parameter	Testing Range	1~14
	Error	±0.1
Soil moisture technical parameter (BSN-7PC)	Moisture Unit	% (m^3/m^3)
	Accuracy	±2%
	Moisture content rate testing range	0-100%
Instrument technical parameter	Display Mode	LCD display
	Interface	USB
	Working Environment	0~40℃ 35~85%RH
	Power Supply	AC220/110V, 50/60Hz
	Adapter	12V/3A
	Shipping Size(WxDxH)(mm)	690x405x240
	G.W. (kg)	11

Portable Leaf Area Meter



Advantage

This is a handheld leaf area meter designed for non-destructive leaf area measurement. It can quickly and accurately measure parameters such as leaf area, perimeter and aspect ratio. With its portability, efficiency and accuracy, the Portable leaf area meter provides a convenient solution for plant growth monitoring, scientific research experiments, etc. The following are its main features:

1.Non-destructive testing: Adopting a non-invasive measurement method, it can measure the area of leaves without any damage, without affecting the growth status of plants.

2.Simple operation: With its simple design and easy operation, users can easily complete several measurements such as leaf area, circumference and aspect ratio.

3.Microcomputer technology: Advanced microcomputer technology, equipped with LCD, to display measurement data visually to improve the convenience of use.

4.USB upload: Measurement data can be saved via the built-in memory. At the same time, through the USB interface, it is convenient to upload and share the data.

Specification

Model	LAM-PB
Function	USB with computer by software, you can put the datum into computer, and convert datum to excel format and print
Test Unit	millimeter, square centimeter
Precision	±2%
Resolution	0.01cm^2
Measuring Length	≤1000mm
Measuring Width	≤160mm
Thickness	≤8mm
Data Capacity	≥1000 Groups
Power Supply	AC220V, 50/60Hz
Shipping Size(WxDxH)(mm)	540x270x190
G.W. (kg)	4

Related Products:

Plant Nutrient Analyzer/Chlorophyll Meter/Plant Photosynthesis Meter/Plant respiration Meter/Plant Culm-strength Meter

BAWER MEDICAL EQUIPMENT

Lab Whirlwind Mill



Advantage

The lab whirlwind mill adopts the principle of high-speed cyclone grinding and is slowly added to the sample inlet. Thrown into the grinding chamber by the high-speed rotating impeller, it is whisked into powder and then entered into the sample collection bottle through the winding path to obtain the desired sample.

1.Suitable for efficient and fast grinding of wheat, rice, mung bean, soybean and other samples

2.Provide standardized powder samples such as drop count, gluten parameters, viscosity, etc.

3.The design of the return air path greatly reduces the loss of sample and increases the powder yield.

4.No loss of protein and fat content during the milling process.

Specification

Model	LWM-II
Motor Power	370W
Impeller Speed	10,000 turn / min
Feed Rate	1-2g/s
Impeller Diameter	127mm
Grinding Out Rate	>98%
Power Supply	AC220V, 50/60Hz
Shipping Size(WxDxH)(mm)	500x330x490
N.W./G.W. (kg)	25/32

Solar Power Frequency Pest Killing Lamp



LKP-1



LKP-2



LKP-3

Application

This is a highly promotional and environmentally friendly tool; the solar insecticide lamp attracts and captures pests in farmland and orchards through the light emitted, achieving harmless trapping and killing. This greatly reduces the use of pesticides, reducing the pollution of agricultural products, water and soil while saving costs for farmers. With its unique design and environmentally friendly features, the solar insecticidal lamp is a sustainable promotional agricultural tool that helps to realize green agricultural production.

Advantage

1.Adopts a vertical grid, which makes pest cleaning easier and improves the killing effect.

2.It provides three control modes, including light control, rain control, and time control, which can be flexibly adjusted according to the actual needs and improve applicability.

3.Support AC and solar power supply, which can be selected according to the actual situation, increasing the convenience and flexibility of use.

4.The pest killing lamp is equipped with high-voltage grid protection measures, which improves the safety of use and ensures that the operator will not be electrocuted.

Specification

Model	LKP-1	LKP-2	LKP-3
Silk Area	≥0.15m2		
Rate	≤35W		
Lightning Protection Function: grounding resistance	≤ 4Ω		
Grid Wire Diameter	≥ 2mm		
Adjacent Grid Wire Spacing	≤ 12mm		
Smart Cleaning Function	No	No	Yes
Power Supply	Built in battery; Solar panel≥30W	Built in battery; Solar panel≥40W	Built in battery; Solar panel≥50W
Machine Shipping Size(WxDxH)(mm)	420X420X820		
Solar Panel Shipping Size(WxDxH)(mm)	570x700x110		
Machine N.W./G.W. (kg)	7/9		
Solar Panel N.W./G.W. (kg)	2/4		

Plant Canopy Analyzer

CE

Advantage

The plant canopy analyzer is designed to measure light interception between plant canopies and to study the relationship between plant growth and development, production quality and light energy use in depth. It uses non-destructive methods and is widely used in agricultural production and research to investigate canopy energy resources. Versatility, advanced technology and convenient operation are powerful tools for plant research and agricultural production.

1.Made of all-aluminum alloy, it possesses a high waterproof rating. It meets IP standards to ensure reliability in a variety of environments.

2.Visible/near-infrared light reflectance spectroscopy technology and multi-channel spectral information scanning technology enable rapid determination of vegetation surface parameters, plant canopy information, plant nutrient information, soil nutrient information, environmental parameters, plant pests and diseases.

3.It can analyze vegetation indices such as RVI, CMM, crop leaf layer nitrogen content, nitrogen accumulation, leaf area index, leaf dry weight and many other parameters.

4.Support cloud platforms and mobile phone applications for remote management and real-time data monitoring.

5.Integrated GPS function provides accurate geographic location information.

6.The plant canopy analyzer has a voice broadcasting function, providing operation prompts and status feedback to improve user experience.



Specification

Model	PCA-II
Center Wavelength	680nm, 800nm
Spectral Bandwidth	<8nm FWHM
View Angle	30 °
Acquisition Area	0.23 ~ 0.38 ㎡
Channel	2
Light Source	LED
NDVI Range	-1~1
LAI Range	>0
Working Environment	0~ 60 ℃, 0 ~ 100% RH (no condensation of water vapor)
Storage Environment	-10 ~ 80℃, 0 ~ 40% RH
Power Supply	8 ~ 12VDC
Shipping Size(WxDxH)(mm)	970x350x240
G.W. (kg)	15

Plant Nutrition Analyzer

CE

Application

The Plant Nutrient Analyzer simultaneously saves three parameters (chlorophyll, nitrogen content and leaf temperature).

Plant chlorophyll, nitrogen content and leaf temperature are important nutrients. They are an important basis for plant feriliation and irigation.

Advantage

1.Simultaneous determination of plant chlorophyl, nitrogen and leaf temperature.

2.Manual measurement mode.Non-destructive testing of plants is fast.

3.It can save chlorophyll, nitrogen and leaf temperature data at the same time.

4.Testing objects: nitrogen, chlorophyll, leaf temperature, and leaf humidity.



Specification

Model		PNA-4N
Leaf Temperature	Leaf Temperature	-10~999°C
	Accuracy	±0.5°C
Leaf Humidity	Leaf Temperature	0~99.9RH%
	Accuracy	±0.5%
Chlorophyll	Leaf Temperature	0~99.9SPAD
	Accuracy	±1SPAD
Nitrogen	Leaf Temperature	0~99.9mg/g
	Accuracy	±5%
Power Supply		4.2V 2000mah Recharge Li - ion battery
Shipping Size(WxDxH)(mm)		320x330x160
G.W. (kg)		3

BAWERS MEDICAL EQUIPMENT

Plant Porometer



Advantage

The plant porometer is a state-of-the-art device for teaching, agricultural research, forestry and horticultural research, with multiple functions of calculation, measurement, display and storage.PLP-1000 provides a comprehensive range of environmental parameters for plant physiological research. Its comprehensive functions and portable design make it a powerful assistant for plant physiological and environmental researchers, providing a full range of data support for research experiments and field observations.

1.Real-time measurement of atmospheric pressure, flow rate, air humidity, air temperature, PAR (light intensity), leaf temperature, and leaf humidity provide detailed monitoring of the plant's ecological environment.

2.Automatic calculation of transpiration rate, stomatal conductance and stomatal impedance provides key indicators of plant physiological status.

3.Instantly presents multiple parameters through a clear display.

4.Supports open-circuit and closed-circuit measurements. Flexibly select closed-circuit measurement from automatic or manual measurement to adapt to different experimental needs.

5.Built-in SD card data storage, more than 150,000 sets of data storage capacity, to meet the needs of long-term research and field measurement.

6.Equipped with a rechargeable battery, easy to carry, making it more convenient to use in the field environment.

Specification

Model	PLP-1000	
Humidity	Range	0-100% RH
	Resolution	0.001
	Error	≤± 1.8% RH
	Response time	15s
	Automatic temperature correction	
Optical Quantum	Range	0-3000 μmol/m2/s
	Spectrum	400-700nm, visible light range
	Resolution	1μmol/m2/s
	Error	± 2%
Leaf Temperature	Range	0-50 ℃
	Resolution	≤ 0.1 ℃
	Error	≤ ± 0.2 ℃
Air Temperature	Range	0-50 ℃
	Resolution	0.1 ℃
	Error	±0.3 ℃
Flowmeter	Range	0.3-1.0L/min
	Resolution	0.01L/min
	Error	± 2.0%
Power Supply	7.4V 10Ah rechargeable lithium battery with 10 hours service life	
Shipping Size(WxDxH)(mm)	640x520x320	
N.W./G.W. (kg)	7.2/12	

BAWERS MEDICAL EQUIPMENT

Plant Porometer

Plant Photosynthesis Meter

CE

Accessorie

Host machine, handle, Gas path pipes, Charger, SD card,Power line, Backpack

Related Product

1.Automatic Seed Counter：ASC-C，ASC-SF

2.Plant Nutrition Analyzer:PNA-4N

3.Chlorophyll Meter:CM-B

4.Portable Leaf Area Meter:LAM-PB

5.Plant Transpiration Rate Meter:PTRM-1000

Specification

Model		PPM-C
CO_2	Measure Range	0~1500ppm
	Accuracy	3%ppm
Leaf Temperature	Measure Range	0~50℃
	Accuracy	±0.5℃
Air Temperature	Measure Range	0~50℃
	Accuracy	±0.5℃
PAR	Measure Range	0~2500μmol·m^{-2}•s^{-1}
	Accuracy	<5μmol·m^{-2}•s^{-1}
RH(chamber humidity)	Measure Range	0~100%
	Accuracy	0.02
Power Supply		AC110~220V,50/60Hz
Shipping Size(WxDxH)(mm)		720x520x320
G.W. (kg)		13

Note:Both appearances can be sold normally, and it is necessary to clearly indicate which product is needed.

Leaf Thickness Gauge

CE



Application

The leaf thickness Gauge is mainly used to measure the leaf thickness of plants, so as to reflect the growth and nutritional status of plants through the measurement data.

Specification

Model	LTG-I
Measuring Range	0~6mm
Resolution	0.01mm
Accuracy	0.015mm
Contact Area	Φ10 mm
Reader	Pointer
Shipping Size(WxDxH)(mm)	320x330x160
G.W. (kg)	1.5

BAWERS MEDICAL EQUIPMENT

Hand-held Pesticide Residue Meter

Principle

This Pesticide Residue Rapid Test is based on cholinesterase hydrolyzing acetylcholine. Its hydrolysate impacts DTMB, forming the yellow coupling things. Organophosphate pesticide can control enzyme. The changes of absorption value can show the degree of controlled enzyme and then reflect the pesticide residue in samples.

Advantage

1.Without any calculating, showing the inspection result automatically.

2.Supporting storage of 500 records and transmission of USB.

3.Through testing of enzyme inhibition method.

4.Storing supplementary reagent in the refrigerator of 4°C-6°C, low cost.

5.Using half permanent light source, long life.

6.Exquisite design, easy to carry.

Specification

Model	PRM-1D
Display	LCD screen 128x64mm
Transmittance Accuracy	±3%
Transmittance Repeatability	±2%
Linear Error	±5%
Working Environment	temperature: 0~40°C, humidity: 35~85%
PC Interface	USB
Button	Panasonic soft button
Storage	500 records (please upload the figure to epistatic machine when the saved figure will reach the upper limit, or the figure will lose, test after deleting the figure in host)
Others	display of time and electricity, set of automatically power off
Power Supply	Lithium battery inside
Shipping Size(WxDxH)(mm)	620x420x460
G.W. (kg)	9

Soil Respiration Meter



SRM-T

Application

Soil respiration measurement is the main way for carbon to return to the atmosphere from terrestrial ecosystem, and it is also the characterization of life activities in soil. Accurate measurement of its release is the key to evaluate the biological process in ecosystem; By monitoring soil respiration and its related parameters, the response of root box soil microorganisms to climate change can be estimated. Soil CO2 flux is affected by many complex physical and biological processes in time and space. Long-term, continuous and accurate measurement of soil carbon flux is of great significance to the study of terrestrial ecosystem carbon flux. The soil respiration meter can simultaneously display the CO2 concentration, soil temperature, photosynthetic effective radiation intensity, flow, air temperature and humidity of the respiration chamber.

Advantage

1.Data acquisition: CO2 concentration, soil temperature, air temperature, air humidity.

2.Data storage: Large Capacity SD card is used to store data, which has large data storage capacity and convenient export.

3.Display: LCD 160 x 256 dot matrix, simple operation and clear interface.

4.Photosynthetic effective radiation intensity, gas flow and other indicators can be collected at the same time. The stability, accuracy, attention and time response of the measurement are very good.

5.Easy to use: small size, light weight, portable, single person operation, arbitrary movement, clear gas circuit and circuit connection.

6.Wide application: users can choose breathing chambers with different volumes or other purpose breathing chambers, which can be widely used for the determination of respiration of soil, fruits and vegetables, seeds, plants and so on.

Plant Transpiration Rate Meter



Advantage

1.Multiple parameters tested: test air temperature, leaf temperature, air humidity, PAR etc at same time,and count the transpiration rate and Stomatal conductance accordingly.

2.Intelligent: Menu display and Cursor operation; test process and results displayed in real - time, with small size, light, portable and one - person operation.

3.Widely application: with different leaf chamber, the meter is able to be used in field crops, fruit and vegetables, hay etc which are in different shape.

4.Cost - efficiency: very competitive price and convenient maintenance.

Specification

Model		PTRM-1000
Display		320x160 lattice
Air Temperature	Range	0~50℃
	Resolution	0.1℃
	Error	±0.2℃
Leaf Temperature	Range	0~50℃
	Resolution	0.1℃
	Error	±0.2℃
Air Humidity	Range	0~100%
	Resolution	0.001
	Error	≤±3%
PAR	Range	0~2500μmolm m2/s
	Accuracy	<5μmolm m2/s
Flux		Glass rotameter
Size of Leaf Chamber		55mm x 20mm. Customized available
Work Environment		Temperature: 20℃~50℃, Relative humidity: 0 - 100% (without condensation of moisture)
Power Supply		DC7.4V Li - ion Battery, 7 - 9hours continuously working
Dimensions(WxDxH)(mm)		260x260x130
Shipping Size(WxDxH)(mm)		580x380x270
N.W./G.W. (kg)		3.25/11

Alveograph



Application

It is one of the special testing instruments for testing the rheological properties of dough. It is mainly used for the quality evaluation of wheat and flour in wheat breeding, wheat processing and distribution, especially for the evaluation of low-gluten flour.

Advantage

1.High test accuracy and good repeatability

Adopting electronic detection technology to detect the change of tension in the process of dough blowing, with high test accuracy, good repeatability and reproducibility.

2.High detection efficiency & convenient test

Adopting electronic data acquisition method and USB data communication to achieve fast and accurate reading, convenient testing, high testing efficiency.

3.Special data processing software

Using special data processing software, the software interface is fashionable, simple and intuitive.

4.Traceable data results

Automatically analyze data and print test results, with traceability of data results.

5.Good temperature control effect

The temperature control system of the instrument adopts PLC control, and the temperature control effect is good.

Specification

Model	AL-E
Measurement Range	Wheat flour
Sample Volume	250g
Stirrer Speed	60±2rpm
Bubble Airflow Velocity(L/h)	96±2
Operating Temperature of Dough Mixer(℃)	24±0.2
Fermenting Box Operating Temperature(℃)	25±0.2
Detection Index	P value, L value, W value, G value, P/L value
Sound Emission(dBA)	≤60
Power Supply	AC220V,50/60Hz
Shipping Size(WxDxH)(mm)	900x530x320
G.W. (kg)	85

Multi-parameter Soil Moisture Meter

Software

1.Display the curve trend of each parameter: Max, Min, and Avg.

2.Zoom in and zoom out function.

3.Coloring function for over-limit areas for visual display.

4.Save data as a copy in EXCEL format.

5.Periodic parameters or graphs can be viewed and printed.

6.All curve coordinates can be set and shifted to make analysis easier.

Specification

Model	SM-2XG	
Storage Capacity	Almost up to 30,000 groups in handset, and standard e quipped with 4G Micro SD	
Data-collection Interval	5min~99hour	
Power Supply	8.4V lithium battery	
Working Current	Stand-by power consumption 10mA, working power consumption according to the configuration	
Soil Temperature	Unit	° C
	Range	-40°C~120 °C
	Accuracy	±0.5°C
Atmospheric Moisture	Range	0~100%RH
	Accuracy	±3%RH
	Resolution	0.1%RH
Atmospheric Temperature	Range	-40°C~100 °C
	Accuracy	±0.4 °C
	Resolution	0.1°C
Dew Point	Range	-40°C~120°C
	Accuracy	±0.4°C
	Resolution	±0.1°C
Soil Moisture Content	Unit	%(m³)
	Range	0~100%
	Response time	≤ 2s
	Relative error	≤3%
	Standard cable length	1.5 (customized: up to 1000m)
	Optional	Measuring the moisture content of Deep soil, Soil auger is recommended
Shipping Size(WxDxH)(mm)	420x415x160	
G.W. (kg)	5	

Single-head Gluten Tester



Advantage

A single-head gluten tester is a professional instrument for testing gluten content, gluten index and gluten water retention in flour. The equipment includes an indexing device, main machine, and dryer, suitable for the wheat and wholemeal flour accuracy test.

It is widely used in food and flour processing departments, grain and oil research institutions, grain storage departments, colleges and universities, scientific research institutions, etc.

When the gluten tester index is between 70 and 100, the permitted error of the two test results is not more than 11 units; when the index is lower than 70, the permitted error of the two test results is not more than 15.

Specification

Model	GT-SA
Agitator Rotation Speed	120±2r/min
Thin Wash Mesh Size	80μm (200mesh) metal sieve
Thick Wash Mesh Size	800μm (26mesh) metal sieve
Washing Liquid Flow Capacity	50mL/min~56mL/min
Dough Mixing Time	1s~59s (digital, adjustable, adjust start from each second)
Washing Time	1s~59s; 1min~9mins (digital, adjustable)
Centrifugation Time	1s~59s; 1min~9mins (digital, adjustable)
Centrifugation Speed	3000 r/min , 6000 r/min±5r/min (adjustable)
Centrifugation Mesh Box	Aperture is 500μm
Centrifugation Acceleration Speed	2000g
Dryer Temperature	150℃ ~ 200℃
Working Environment	temperature 0℃~40℃
	RH<80%
Power Supply	AC220V, 50/60Hz
Shipping Size(WxDxH)(mm)	480x470x440
G.W. (kg)	25

Soil Temperature, Moisture,pH and Salinity Meter



Advantage

This is a professional soil testing instrument. It accurately measures soil temperature, moisture, pH and salinity, helping you better understand your soil's health and the environment in which your plants grow.

The multi-parameter soil tester uses advanced sensor technology to measure soil parameters quickly and accurately. It also features an easy-to-operate design and a clear display so you can easily access your test results.

Whether you are a professional farmer, horticulturist or researcher, Scitek's soil temperature, moisture, pH and salinity meters will meet your needs

Specification

Model		SMPS-4
Soil Moisture	Range	0~100%
	Accuracy	±3%
	Resolution	0.1%
Soil Temperature	Range	±0.3℃
	Accuracy	0.1℃
	Resolution	0~19.99ms/cm
Soil Salinity	Range	0~19.99ms/cm
	Accuracy	±2%
Soil PH	pH range	0~14pH
	pH accuracy	±0.5
Shipping Size(WxDxH)(mm)		450x410x260
G.W. (kg)		8

Soil Nutrient Tester



SNT-6,SNT-6I,SNT-7I

Advantage

1.Comprehensive Testing: Rapidly test soil for nitrogen (N), potassium (K), phosphorus (P), salinity, organic matter and pH to get a complete picture of the soil's nutrient status.

2.Large capacity storage: The soil nutrient tester's built-in large capacity storage space can save location, time, fertilizer and other data, making it convenient for users to view the history at any time.

3.Data Printing: Support the test date, sample number, content, project, species and other printouts to provide a detailed test report.

4.Large LCD: Intuitive and clear, easy to operate, and provides operating instructions to ensure that the user completes the test.

5.Automatic Statistics of Fertilizer Application: User can set the crop species, crop yield, fertilizer varieties and other parameters. Soil nutrient tester will automatically count and recommend the amount of fertilizer to achieve accurate fertilization.

Soil pH-Moisture Meter





Advantage

The plant canopy analyzer is designed to measure light interception between plant canopies and to study the relationship between plant growth and development, production quality and light energy use in depth. It uses non-destructive methods and is widely used in agricultural production and research to investigate canopy energy resources. Versatility, advanced technology and convenient operation are powerful tools for plant research and agricultural production.

1.Made of all-aluminum alloy, it possesses a high waterproof rating. It meets IP standards to ensure reliability in a variety of environments.

2.Visible/near-infrared light reflectance spectroscopy technology and multi-channel spectral information scanning technology enable rapid determination of vegetation surface parameters, plant canopy information, plant nutrient information, soil nutrient information, environmental parameters, plant pests and diseases.

3.It can analyze vegetation indices such as RVI, CMM, crop leaf layer nitrogen content, nitrogen accumulation, leaf area index, leaf dry weight and many other parameters.

4.Support cloud platforms and mobile phone applications for remote management and real-time data monitoring.

5.Integrated GPS function provides accurate geographic location information.

6.The plant canopy analyzer has a voice broadcasting function, providing operation prompts and status feedback to improve user experience.

Specification

Model	SPM-60
PH Range	3 - 8 PH
PH Accuracy	±0.2PH
Moisture Range	1 - 8%
Moisture Accuracy	±1%
Shipping Size(WxDxH)(mm)	230x140x170
N.W./G.W. (kg)	0.2/1

Round Flour Checking Sieve



Advantage

1.Different mesh sizes are available to screen powders of different finenesses as required.

2.Sieves are made of high-quality materials to ensure durability and accurate screening results.

3.It is equipped with 50mm diameter sieve holes, suitable for accurate detection of particles in flour.

4.The sieve automatically separates the different particle sizes in the sample in different sieves.

5.Electronic time control high precision timing ensure full reliability.

6.Compact and reasonable structure of the whole machine easy to operate.

7.Stable operation, stable performance, easy to operate.

8.Calculation of the powder size according to the residue on the sieve.

Specification

Model	FCS-30
Mesh Size	φ300mmx30mm
Mesh	CQ 10,16,20,27
	CB 30,36,42
Tactical Diameter	50mm
Swiveling Speed	260r/min
Time Range	0~900s
Power	60W
Power	AC220V 50/60Hz
Dimensions(WxDxH)(mm)	360x392x425
Shipping Size(WxDxH)(mm)	490x460x320
N.W./G.W. (kg)	22.5/32

Soil Respiration Meter

7.Convenient power supply: it is equipped with standardized maintenance free lithium battery, which can be used for more than 10 hours at a time. It can also be powered by AC and DC.

8.Instrument protection: microelectronic flowmeter is adopted, with the function of prompt protection for gas path blockage.

Specification

Model	SRM-T
Carbon Dioxide Detection	Infrared carbon dioxide detection module
	Measurement range: 0~5000ppm
	Linearity: ≤± 1% F.S
	Repeatability: ≤± 1%
	Response time: ≤ 15s
	Zero drift: ≤± 2% f.s/24h
	End drift: ≤± 2% f.s/24h
Soil Temperature Detection	Micro fast response PT100 platinum resistance
	Measurement range: 0~60 ℃
	Resolution: 0.1 ℃,
	Accuracy: ± 0.3 ℃
Air Temperature Detection	Inlet temperature detection module
	Measurement range: - 20~95 ℃
	Resolution: 0.1 ℃
	Accuracy: ± 0.2 ℃
Air Humidity Detection	Iinlet humidity detection module
	Measurement range: 0~100%
	Resolution: 0.1%
	Accuracy: ± 1.8%
Light Detection	Silicon photocell with correction filter, response spectrum 400nm-700nm
	Measurement range: 0-3000umol / m^2/ s^{-1}
	Resolution: 1umol / m^2/ s^{-1}
	Accuracy: ±5% umol /m^2/ s^{-1}
Flow Detection	Microelectronic flowmeter
	Measurement range: 0~1.5l/m
	Resolution: 0.01l/min
	Accuracy: ± 2%
Soil Respirator	Volume 1.0L
Storage	Storage mode: 2GB memory card storage
	Storage format: TXT document
Power Supply	Battery: 8.4V lithium battery;
	Power Adapter:100~240V 50/60Hz
Shipping Size(W×D×H)(mm)	570x370x270
G.W. (kg)	10

Plant Photosynthesis Meter



PPM-C

Application

The Plant Photosynthesis Meter applies for measuring Photosynthesis rate of crops, fruits and vegetables, grass etc.

Advantage

1.Special setting: advanced MCU, Lattice LCD widescreen display, menu display and cursor operation.

2.Use - friendly: small in size, light - weight, portable, single - person operation, clear connection of gas circuit and electrical circuit, the leaf chamber open and lock automatically.

3.Excellent performance: high stability, accuracy, repeatability, and good time response. It is able to measure simultaneously Pn, CO2, PAR, T etc.

4.Widely application: equip different type leaf chamber, it can widely apply for field crop, fruits and vegetables, forest and wood, grass etc. equip standard maintain - free Li - Ion, AC/DC are available,

RS232 available.

Handheld Weather Monitor System

CE



Advantage

1.Large touch screen LCD, intelligent operation, easy to carry.

2.Manual and automatic recording are two modes that can be switched quickly.

3.8.4v 1500mAh lithium battery with AC/DC compatibility, charging protection, and low voltage to protect the battery from over-discharge and extend battery life.

4.32 channels, can freely combine different sensors. You can monitor a variety of environmental parameters at the same time, such as light, temperature, CO2 concentration, humidity, etc., which apply to different agricultural environmental monitoring needs.

5.RS485 cable is up to 10 meters long, has good communication stability and anti-interference ability, and can be stable in a complex agricultural environment.

6.The sampling interval time of each sensor can be set individually, which can be flexibly configured and adjusted according to the actual needs.

7.GPS is an optional function, which is convenient for users to record and track monitoring point information.

8.Users can choose blue or orange color housing according to their preferences.

Specification

Model	WMS-H4	WMS-H5	WMS-H6	WMS-H7	WMS-H8	WMS-H9	WMS-H10	WMS-H11	WMS-H12	WMS-H13
Basic Characteristics	temperature, humidity, Illuminance, CO2 concentra-tion	temperature, humidity, Illuminance, CO2 concentra-tion, PAR	soil temperature, soil moisture, temperature, humidity, light intensity, CO2 concentration	soil temperature, soil moisture, temperature, humidity, light intensity, CO2 concentration, PAR	soil temperature, soil moisture, soil salinity, temperature, humidity, light intensity, CO2 concentration, PAR	soil temperature, soil moisture, soil salinity temperature, humidity, light intensity, CO2 concentration, PAR, soil pH	soil temperature, soil moisture, temperature, humidity, light intensity, CO2 concentration, PAR, wind speed and wind direction, rain gauge	soil temperature, soil moisture, soil salinity, temperature, humidity, light intensity, CO2 concentration, PAR, wind speed and wind direction, rain gauge, soil pH	soil temperature, soil moisture, soil salinity temperature, humidity, light intensity, CO2 concentration, PAR, wind speed and wind direction, rain gauge, soil pH, soil compaction	soil temperature, soil moisture, soil salinity temperature, humidity, light intensity, CO2 concentration, PAR, wind speed and wind direction, rain gauge, soil pH, soil compaction, global solar radiation
Temperature	Range:-40°C-80°C Accuracy:±0.4°C Resolution:0.1°C									
Humidity	Range:0-100%RH Accuracy:±3%RH Resolution: 0.1%RH									
Dew Point	Range:-40°C-120°C Accuracy:±0.4°C Resolution:0.1°C									
Soil Salinity	Range: 0-19.99ms/cm Accuracy: ±2%									
Soil Compaction	Range:0-100kg Accuracy:±0.5%o F.S									
PAR	Range:1 -2,700μmol·m⁻²•s⁻¹ Accuracy:±1μmol·m⁻²•s⁻¹ Resolution:1μmol·m⁻²•s⁻¹									
Wind Direction	Range:0-359° Accuracy:±3°									
Air Pressure	Range: 300.0hPa-1100.0hPa Accuracy: ±1hPa									
Water Vaporization	Range: 0~100mm Accuracy: 0.1mm									
Rainfall	Range:0-4mm/min Accuracy:±0.1mm Resolution:0.1mm									
Co2	Range:0-2000PPM Volatility:±(50PPM+Measurementsx3%) Resolution:1PPM									
Light Intensity	Range: 0-200000LUX Resolution: 1LUX Accuracy:±2% (0-20000lux)									
Soil Temperature	Range:-40°C-100°C Accuracy:±0.3°C Resolution:0.1°C									
Soil Moisture	Range:0-100% Accuracy: ±3% Resolution:0.1%									
Soil pH	pH Range: 1-14pH pH Accuracy: ±0.5									
Wind Speed	Range:0-45m/s Accuracy:±(0.3+0.03v)m/s									
Total Radiation	Range: 0-2000W/m² Accuracy: 7-14uv/Wxm²									
UV Radiation	Range: 0-6mW/cm² Accuracy: ±5% (0x3mW/cm²)									
Power Supply	7.4V 2.8Ah lithium battery									
Shipping Size(WxDxH)(mm)	570x450x220	660x610x410	660x610x410	660x610x410	660x610x410	660x610x410	660x610x410	660x610x410	660x610x410	720x700x480
G.W. (kg)	7	12	12	12	12	12	12	12	14	18

SAWEO MEDICAL EQUIPMENT

Platelet Preservation Box



PPB-I/II



PPB-III



PPB-IV



PPB-V

Optional

1.Wireless monitoring system,

2.Scanner,scaning the plasma bag barcode,

3.UPS power supply,

4.Connecting to LIS system

Advantage

1.Adopting IPS high-definition touch display.

2.Multiple ways to monitor equipment temperature.

3.With UV disinfection and lighting functions.

4.High/low temperature alarm;

Abnormal shutdown alarm;

The oscillation device (motor) is faulty alarm;

Automatic alarm if the equipment door is not closed tightly.

5.New anti-slip coated drawer shelves.

6.Microprocessor control.

7.Air cooled R134a non- fluorocarbon refrigerant.

8.Silent casters with lock for easy movement.

9.Equipped with leakage protector.

10.Automatic frost and defrost function.

11.Double-layer tempered glass door with good thermal insulation effect.

Specification

Model	PPB-I	PPB-II	PPB-III	PPB-IV	PPB-V
Temperature Control method	Digital signal detection, Microprocessor control				
Temperature Control Range	22±2℃				
Temperature Control Accuracy	±0.1℃				
Environmental Temperature	5~35℃				
Alarm Temperature	＜20℃， >24℃,Abnormal shutdown and power outage alarm				
Oscillation Frequency	60±5 cycles/min				
Oscillation Amplitude	50mm				
Working Mode	Continuously reciprocates left and right, oscillating horizontally				
Storage area and number of layers	430x380x470mm; 5 layers	430x380x480mm; 7 layers	585x545x410mm; 10 layers	590x450x1130mm, 20 layers	1300x450x1130mm,10 layersx 4(Double Door)
Number of blood bags stored(Optimal/Maximum)	5/10 bags	7/14 bags	20/40 bags	60/100 bags	120/200 bags
Heating Consumption	200W	200W	200W	200W	400W
Refrigeration Consumption	300W	300W	300W	500W	500W
Power Supply	AC220/110V,50/60Hz				
Dimensions(WxDxH)(mm)	540x595x970	540x595x970	690x680x1050	720x750x1700	1450x750x1700
Shipping Size(WxDxH)(mm)	650x710x1130	670x720x1150	820x800x1230	760x790x1930	1530x930x1780
G.W. (kg)	85	85	90	160	280

Platelet Preservation Box



Advantage

1.Equipped with wireless temperature monitor for data.

2.Builting in backup battery, can work for 30 minutes after power outage.

3.Adopting a constant speed motor for continuous operation without noise.

4.With automatic fault detection system.

5.Polyurethane foam has good thermal insulation performance.

6.The case is light, small and convenient to transport.

Specification

Model	PPB-VI
Temperature Control Range	22±2℃
Temperature Control Accuracy	±0.1℃
Environmental Temperature	5~35℃
Oscillation Frequency	60 cycles/min
Oscillation Amplitude	50±5mm
Working Mode	Continuously reciprocates left and right, oscillating horizontally
Number of layers and height	3;30mm
Heating Consumption	60W
Refrigeration Consumption	60W
Power Supply	AC220/110V,50/60Hz
Dimensions(WxDxH)(mm)	450x350x300
Shipping Size(WxDxH)(mm)	480x410x440
N.W./G.W. (kg)	8.5/14

Platelet Preservation Box



Application

Platelet Preservation Box is mainly suitable for blood centers, blood stations, hospital clinical transfusion departments, and other units. The platelet preservation box can continuously output a continuous reciprocating horizontal oscillation with a range of 50mm and a frequency of 60 times per minute, thereby achieving long-term stable storage of platelets.

Optional Features

1.Internet of Things (IoT) functionality

2.Reserved communication port, can be connected to the hospital's HIS system

3.Optional cloud alarm system

4.Optional scanner, can scan and input data from blood plasma bag barcodes

Advantages

1.Equipped with dual-core components

2.A medical-grade 8-inch IPS high-definition touch screen

3.Real-time temperature monitoring, forming a temperature curve, recording and saving the entire process, supporting wireless data export

4.Automatic constant temperature control

5.The door light automatically turns on and the oscillation stops when the door is opened

6.Equipped with ultraviolet disinfection function

7.Features power failure alarm, stoppage alarm, and high/low temperature alarm

Specification

Model	PPB-06	PPB-12
Number of Layers	6 layers	12 layers
Maximum Number of blood bags stored	12 bags	48 bags
Temperature Control Range	22±2℃	
Temperature Resolution	0.1℃	
Oscillation Frequency	60 cycles/min	
Oscillation Amplitude	50±5mm	
Oscillation Mode	Continuously reciprocates left and right, oscillating horizontally	
Data Recording and Storage	Storage capacity of 64GB, capable of recording and storing over 32,000 sets of data records	
Consumption	1000W	
Power Supply	AC220/110V，50/60Hz	
Dimensions(W×D×H)(mm)	540x500x1090	640x560x1250
Shipping size(W×D×H)(mm)	600x560x1130	700x620x1300
N.W./G.W. (kg)	75/98	90/108

Blood Thawing Machine

Application

BTM-I series is mainly used for constant temperature heating and thawing of plasma, platelets and blood cells. It is also suitable for constant temperature heating of medical frozen products, blood transfusion bottles(bags), anesthetics and drugs.



BTM-IW



BTM-ID



BTM-IO

Advantage

1.Fast, safe and reliable heating system，

2.Strict temperature control system，

3.Complete recording of information and traceability of quality control data，

4.With upper drainage function, no floor drain is needed in the studio，

5.Automatic cleaning function，

6.The defrost barrier can be adjusted freely，

7.Disinfection and sterilization system (optional)



Specification

Model	BTM-IW	BTM-ID	BTM-IO
Thawing Quantity (Optimal/Maximum)	10/15	5/10	10/15
Temperature Control Range	RT~60℃		
Temperature Control Accuracy	±0.5℃		
Water Storage Capacity	35kg±5%		
Thawing Time	10~15 minutes	20~30 minutes	10~15 minutes
Cycling Ability	60L/min		
Oscillation Frequency	\	\	60 cycles/min
Oscillation Amplitude and Mode	\	\	50±5mm,Back and forth
Heating Consumption	2200W		
Power Supply	AC220/110V,50/60Hz		
Dimensions(WxDxH)(mm)	540x410x870		
Shipping Size(WxDxH)(mm)	730x660x1130		
N.W./G.W. (kg)	44/65 45/66 48/69		

Blood Thawing Machine

Application

BTM-II series is mainly used for constant temperature heating and thawing of plasma, platelets and blood cells. It is also suitable for constant temperature heating of medical frozen products, blood transfusion bottles(bags), anesthetics and drugs.

Advantage

1.Fast, safe and reliable heating system,

2.Strict temperature control system,

3.Complete recording of information and traceability of quality control data,

4.With upper drainage function, no floor drain is needed in the studio,

5.Automatic cleaning function,

6.The defrost barrier can be adjusted freely,

7.Disinfection and sterilization system (optional)



BTM-IIW



BTM-IID



BTM-IIO



Specification

Model	BTM-IIW	BTM-IID	BTM-IIO
Thawing Quantity (Optimal/Maximum)	20/25	10/20	20/25
Temperature Control Range	RT~60℃		
Temperature Control Accuracy	±0.5℃		
Water Storage Capacity	60kg±5%		
Thawing Time	10~15 minutes	20~30 minutes	10~15 minutes
Cycling Ability	60L/min		
Oscillation Frequency	\	\	60 cycles/min
Oscillation Amplitude and Mode	\	\	50±5mm,Back and forth
Heating Consumption	3000W		
Power Supply	AC220/110V,50/60Hz		
Dimensions(WxDxH)(mm)	540x600x900		
Shipping Size(WxDxH)(mm)	930x660x1130		
N.W./G.W. (kg)	58/82	60/84	64/88



BTM-IIIW



BTM-IIID



Application

BTM-III series is mainly used for constant temperature heating and thawing of plasma, platelets and blood cells. It is also suitable for constant temperature heating of medical frozen products, blood transfusion bottles(bags), anesthetics and medicinal crystals.

This model is also suitable for constant temperature heating of fiber adhesives, medical frozen products, and operating room anesthetics.

Advantage

1.Thick film instantaneous water and electricity separation heating system,

2.Freely adjustable defrost barrier,

3.Intelligent operation management system,

4.Automatic water filling function,

5.USB data recording and storage,

6.Compact and flexible, easy to place and use

Specification

Model	BTM-IIIW	BTM-IIID
Thawing Quantity(Optimal/Maximum)	6 bags only	3/6 bags
Temperature Control Range	RT~60℃	
Temperature Control Accuracy	±0.1℃	
Water Storage Capacity	22kg	
Thawing Time	20~30 minutes	
Rated Consumption	1500W	
Power Supply	AC220/110V,50/60Hz	
Dimensions(WxDxH)(mm)	550x460x450	
Shipping Size(WxDxH)(mm)	670x560x580	
N.W./G.W. (kg)	30/35	

Blood Thawing Machine



Application

Blood Thawing Machine is mainly suitable for blood centers, blood stations, hospital blood transfusion departments, and other units, and is widely used for the rapid thawing of frozen blood components and biological products.This blood thawing machine is also equipped with a UV lamp, providing a sterilization function for the internal heating water tank.

Optional Features

1.Internet of Things (IoT) functionality

2.Reserved communication port, can be connected to the hospital's HIS system

3.Optional cloud alarm system

4.Optional scanner, can scan and input data from blood plasma bag barcodes

Advantages

1.Automatic drainage function，Standby automatic water replenishment, one-key clear function and Temperature and water level protection function

2.Equipped with dual-core components

3.A medical-grade 8-inch IPS high-definition touch screen

4.Real-time monitoring of thawing temperature, forming a temperature curve, recording and saving the entire thawing process, supporting wireless data export

5.Automatic constant temperature control

6.Has multiple quick thawing modes, including thawing, rapid, and custom settings

7.Built-in FOF water purification system, thoroughly solving the problem of scale

8.Built-in UV sterilization lamp for automatic disinfection of the inner chamber

9.Independent oscillation system

Specification

Model	BTM-O
Maximum Thawing Quantity(200ml)	36
Temperature Control Range	25-42℃
Temperature Control Accuracy	±1℃
Timing range	1-999min
Thawing Time	≤20min
Cycling Ability	"20L/min Equipped with automatic water inlet, drainage, preheating, and circulating cleaning functions."
Data Recording and Storage	Storage capacity of 64GB, capable of recording and storing over 32,000 sets of data records
Consumption	3500W
Power Supply	AC220/110V，50/60Hz
Dimensions(W×D×H)(mm)	950x650x945
Shipping size(W×D×H)(mm)	1020x720x1000
N.W./G.W. (kg)	90/113

BAWERS
MEDICAL EQUIPMENT

Blood Thawing Machine

Application

BTM-II series is mainly used for constant temperature heating and thawing of plasma, platelets and blood cells. It is also suitable for constant temperature heating of medical frozen products, blood transfusion bottles(bags), anesthetics and drugs.

Advantage

1.Fast, safe and reliable heating system,

2.Strict temperature control system,

3.Complete recording of information and traceability of quality control data,

4.With upper drainage function, no floor drain is needed in the studio,

5.Automatic cleaning function,

6.The defrost barrier can be adjusted freely,

7.Disinfection and sterilization system (optional)



BTM-IIW



BTM-IID



BTM-IIO



Specification

Model	BTM-IIW	BTM-IID	BTM-IIO
Thawing Quantity (Optimal/Maximum)	20/25	10/20	20/25
Temperature Control Range	RT~60℃		
Temperature Control Accuracy	±0.5℃		
Water Storage Capacity	60kg±5%		
Thawing Time	10~15 minutes	20~30 minutes	10~15 minutes
Cycling Ability	60L/min		
Oscillation Frequency	\	\	60 cycles/min
Oscillation Amplitude and Mode	\	\	50±5mm,Back and forth
Heating Consumption	3000W		
Power Supply	AC220/110V,50/60Hz		
Dimensions(WxDxH)(mm)	540x600x900		
Shipping Size(WxDxH)(mm)	930x660x1130		
N.W./G.W. (kg)	58/82	60/84	64/88



BTM-IIIW



BTM-IIID



Application

BTM-III series is mainly used for constant temperature heating and thawing of plasma, platelets and blood cells. It is also suitable for constant temperature heating of medical frozen products, blood transfusion bottles(bags), anesthetics and medicinal crystals.

This model is also suitable for constant temperature heating of fiber adhesives, medical frozen products, and operating room anesthetics.

Advantage

1.Thick film instantaneous water and electricity separation heating system,

2.Freely adjustable defrost barrier,

3.Intelligent operation management system,

4.Automatic water filling function,

5.USB data recording and storage,

6.Compact and flexible, easy to place and use

Specification

Model	BTM-IIIW	BTM-IIID
Thawing Quantity(Optimal/Maximum)	6 bags only	3/6 bags
Temperature Control Range	RT~60℃	
Temperature Control Accuracy	±0.1℃	
Water Storage Capacity	22kg	
Thawing Time	20~30 minutes	
Rated Consumption	1500W	
Power Supply	AC220/110V,50/60Hz	
Dimensions(WxDxH)(mm)	550x460x450	
Shipping Size(WxDxH)(mm)	670x560x580	
N.W./G.W. (kg)	30/35	

Blood Thawing Machine



Application

Blood Thawing Machine is mainly suitable for blood centers, blood stations, hospital blood transfusion departments, and other units, and is widely used for the rapid thawing of frozen blood components and biological products.This blood thawing machine is also equipped with a UV lamp, providing a sterilization function for the internal heating water tank.

Optional Features

1.Internet of Things (IoT) functionality

2.Reserved communication port, can be connected to the hospital's HIS system

3.Optional cloud alarm system

4.Optional scanner, can scan and input data from blood plasma bag barcodes

Advantages

1.Automatic drainage function，Standby automatic water replenishment, one-key clear function and Temperature and water level protection function

2.Equipped with dual-core components

3.A medical-grade 8-inch IPS high-definition touch screen

4.Real-time monitoring of thawing temperature, forming a temperature curve, recording and saving the entire thawing process, supporting wireless data export

5.Automatic constant temperature control

6.Has multiple quick thawing modes, including thawing, rapid, and custom settings

7.Built-in FOF water purification system, thoroughly solving the problem of scale

8.Built-in UV sterilization lamp for automatic disinfection of the inner chamber

9.Independent oscillation system

Specification

Model	BTM-O
Maximum Thawing Quantity(200ml)	36
Temperature Control Range	25-42℃
Temperature Control Accuracy	±1℃
Timing range	1-999min
Thawing Time	≤20min
Cycling Ability	"20L/min Equipped with automatic water inlet, drainage, preheating, and circulating cleaning functions."
Data Recording and Storage	Storage capacity of 64GB, capable of recording and storing over 32,000 sets of data records
Consumption	3500W
Power Supply	AC220/110V，50/60Hz
Dimensions(W×D×H)(mm)	950x650x945
Shipping size(W×D×H)(mm)	1020x720x1000
N.W./G.W. (kg)	90/113

BAWERS
MEDICAL EQUIPMENT

Platelet Preservation Box



Application

Platelet Preservation Box is mainly suitable for blood centers, blood stations, hospital clinical transfusion departments, and other units. The platelet preservation box can continuously output a continuous reciprocating horizontal oscillation with a range of 50mm and a frequency of 60 times per minute, thereby achieving long-term stable storage of platelets.

Optional Features

1.Internet of Things (IoT) functionality

2.Reserved communication port, can be connected to the hospital's HIS system

3.Optional cloud alarm system

4.Optional scanner, can scan and input data from blood plasma bag barcodes

Advantages

1.Equipped with dual-core components

2.A medical-grade 8-inch IPS high-definition touch screen

3.Real-time temperature monitoring, forming a temperature curve, recording and saving the entire process, supporting wireless data export

4.Automatic constant temperature control

5.The door light automatically turns on and the oscillation stops when the door is opened

6.Equipped with ultraviolet disinfection function

7.Features power failure alarm, stoppage alarm, and high/low temperature alarm

Specification

Model	PPB-06	PPB-12
Number of Layers	6 layers	12 layers
Maximum Number of blood bags stored	12 bags	48 bags
Temperature Control Range	22±2℃	
Temperature Resolution	0.1℃	
Oscillation Frequency	60 cycles/min	
Oscillation Amplitude	50±5mm	
Oscillation Mode	Continuously reciprocates left and right, oscillating horizontally	
Data Recording and Storage	Storage capacity of 64GB, capable of recording and storing over 32,000 sets of data records	
Consumption	1000W	
Power Supply	AC220/110V，50/60Hz	
Dimensions(W×D×H)(mm)	540x500x1090	640x560x1250
Shipping size(W×D×H)(mm)	600x560x1130	700x620x1300
N.W./G.W. (kg)	75/98	90/108

Blood Thawing Machine

Application

BTM-I series is mainly used for constant temperature heating and thawing of plasma, platelets and blood cells. It is also suitable for constant temperature heating of medical frozen products, blood transfusion bottles(bags), anesthetics and drugs.



BTM-IW



BTM-ID



BTM-IO

Advantage

1.Fast, safe and reliable heating system，

2.Strict temperature control system，

3.Complete recording of information and traceability of quality control data，

4.With upper drainage function, no floor drain is needed in the studio，

5.Automatic cleaning function，

6.The defrost barrier can be adjusted freely，

7.Disinfection and sterilization system (optional)



Specification

Model	BTM-IW	BTM-ID	BTM-IO
Thawing Quantity (Optimal/Maximum)	10/15	5/10	10/15
Temperature Control Range	RT~60℃		
Temperature Control Accuracy	±0.5℃		
Water Storage Capacity	35kg±5%		
Thawing Time	10~15 minutes	20~30 minutes	10~15 minutes
Cycling Ability	60L/min		
Oscillation Frequency	\	\	60 cycles/min
Oscillation Amplitude and Mode	\	\	50±5mm,Back and forth
Heating Consumption	2200W		
Power Supply	AC220/110V,50/60Hz		
Dimensions(WxDxH)(mm)	540x410x870		
Shipping Size(WxDxH)(mm)	730x660x1130		
N.W./G.W. (kg)	44/65	45/66	48/69

Platelet Preservation Box



PPB-I/II



PPB-III



PPB-IV



PPB-V

Optional

1.Wireless monitoring system,

2.Scanner,scaning the plasma bag barcode,

3.UPS power supply,

4.Connecting to LIS system

Advantage

1.Adopting IPS high-definition touch display.

2.Multiple ways to monitor equipment temperature.

3.With UV disinfection and lighting functions.

4.High/low temperature alarm;

Abnormal shutdown alarm;

The oscillation device (motor) is faulty alarm;

Automatic alarm if the equipment door is not closed tightly.

5.New anti-slip coated drawer shelves.

6.Microprocessor control.

7.Air cooled R134a non- fluorocarbon refrigerant.

8.Silent casters with lock for easy movement.

9.Equipped with leakage protector.

10.Automatic frost and defrost function.

11.Double-layer tempered glass door with good thermal insulation effect.

Specification

Model	PPB-I	PPB-II	PPB-III	PPB-IV	PPB-V
Temperature Control method	Digital signal detection, Microprocessor control				
Temperature Control Range	22±2℃				
Temperature Control Accuracy	±0.1℃				
Environmental Temperature	5~35℃				
Alarm Temperature	＜20℃， >24℃,Abnormal shutdown and power outage alarm				
Oscillation Frequency	60±5 cycles/min				
Oscillation Amplitude	50mm				
Working Mode	Continuously reciprocates left and right, oscillating horizontally				
Storage area and number of layers	430x380x470mm; 5 layers	430x380x480mm; 7 layers	585x545x410mm; 10 layers	590x450x1130mm, 20 layers	1300x450x1130mm,10 layersx 4(Double Door)
Number of blood bags stored(Optimal/Maximum)	5/10 bags	7/14 bags	20/40 bags	60/100 bags	120/200 bags
Heating Consumption	200W	200W	200W	200W	400W
Refrigeration Consumption	300W	300W	300W	500W	500W
Power Supply	AC220/110V,50/60Hz				
Dimensions(WxDxH)(mm)	540x595x970	540x595x970	690x680x1050	720x750x1700	1450x750x1700
Shipping Size(WxDxH)(mm)	650x710x1130	670x720x1150	820x800x1230	760x790x1930	1530x930x1780
G.W. (kg)	85	85	90	160	280

Platelet Preservation Box



Advantage

1.Equipped with wireless temperature monitor for data.

2.Builting in backup battery, can work for 30 minutes after power outage.

3.Adopting a constant speed motor for continuous operation without noise.

4.With automatic fault detection system.

5.Polyurethane foam has good thermal insulation performance.

6.The case is light, small and convenient to transport.

Specification

Model	PPB-VI
Temperature Control Range	22±2℃
Temperature Control Accuracy	±0.1℃
Environmental Temperature	5~35℃
Oscillation Frequency	60 cycles/min
Oscillation Amplitude	50±5mm
Working Mode	Continuously reciprocates left and right, oscillating horizontally
Number of layers and height	3;30mm
Heating Consumption	60W
Refrigeration Consumption	60W
Power Supply	AC220/110V,50/60Hz
Dimensions(WxDxH)(mm)	450x350x300
Shipping Size(WxDxH)(mm)	480x410x440
N.W./G.W. (kg)	8.5/14

Teaching microscope



Specifications

Model	MSC-02T
Viewing Head	Monocular Vertical Tube
Huygens Eyepiece	H10X, H16X(1)
185 Chromatance Objective	4X
	10X
	40X(s)
Nosepiece	Triple Nosepiece
Focusing System	Coarse Adjustment Range 50mm，Fine Adjustment Range 1.8mm~2.2mm，Accuracy 0.01
Stage	Plain Stage with Slide Clips 110x110mm
Illumination	Reflectir
	LED Lamp(Optional)
Shipping Size (W×D×H)(mm)	440x250x310
G.W. (kg)	3.5

Teaching microscope



Specifications

Model	MSC-03T
Viewing Head	Monocular Vertical Tube
Huygens Eyepiece	H10X, H16X(1)
185 Chromatance Objective	10X
	40X(s)
	100X(s,oil)
Nosepiece	Triple Nosepiece
Focusing System	Coarse Adjustment Range 50mm，Fine-tuning accuracy of 0.02
Stage	Plain Stage with Move the feet 120x120mm
Illumination	Reflector
	LED Lamp(Optional)
Condenser	Abbe type light mirror N.A.1.20, with a variable appendix
Shipping Size (W×D×H)(mm)	440x250x310
G.W. (kg)	3.5

Teaching microscope



Specifications

Model	MSC-08T
Viewing Head	Monocular Head
Eyepiece	WF10×
	WF16×(Optional configuration)
Objective	Achromatic Objective: 4×, 10×, 40×, 100×
Nosepiece	Quadruple Nosepiece
Stage	Double Layers Mechanical Stage 120X115mm/ 50X30mm
Condense	Abbe Condenser N.A. 1.25
Focusing System	Coaxial Coarse and Fine Adjustment, Fine Division 0.002mm
Illumination	LED Illumination, Brightness Adjustable
Shipping Size (W×D×H)(mm)	440x250x310
G.W. (kg)	4

Teaching microscope



Specifications

Model	MSC-08TB
Viewing Head	Siedentopf Binocular Head
Eyepiece	WF10×
	WF16×(Optional configuration)
Objective	Achromatic Objective: 4x,10x,40x,100x
Nosepiece	Quadruple Nosepiece
Stage	Double Layers Mechanical Stage 120X115mm/ 50X30mm
Condense	Abbe Condenser N.A. 1.25
Focusing System	Coaxial Coarse and Fine Adjustment, Fine Division 0.002mm
Illumination	LED Illumination, Brightness Adjustable
Shipping Size (W×D×H)(mm)	440x250x310
G.W. (kg)	4

BAWERS
MEDICAL EQUIPMENT

LCD Digital Microscope

CE



MSC-125D



MSC-300D

Specifications

Model	MSC-125D	MSC-300D
Viewing Head	Siedentopf Binocular Viewing Head Inclined at 30°, Interpupillary 47-78mm	Siedentopf Binocular Viewing Head, 30° Inclined, Interpupillary 48-75mm
Optical System	Finite Optical System	Infinite Optical System
Eyepiece	Wide Field Eyepiece WF 10×/18	
Condenser	NA1.25 Abbe Condenser	Sliding-in Centerable condenser NA1.25
Nosepiece	Backward Quadruple Nosepiece	Quadruple Nosepiece
Objective	Achromatic Objective 4×,10×,40×,100×	Infinite Semi-plan Achromatic Objectives 4×,10×,40×,100×
Stage	Double Layers Mechanical Stage 140mm×140mm/75mm×50mm	
Focusing System	Coaxial Coarse and Fine Adjustment, Fine Division 0.002mm, Moving Range 25mm	Coaxial Coarse and Fine Adjustment, Fine Division 0.002mm,Coarse Stroke 37.7mm per Rotation, Fine Stroke 0.2mm per Rotation,Moving Range 20mm
Illumination	S-LED Illumination, Brightness Adjustable	
Power Supply	AC 220/110V, 50/60Hz	
Shipping Size (W×D×H)(mm)	380x270x470	350x350x640
G.W. (kg)	8.5	12

Digital Microscope

CE



Specifications

Model	MSC-D103
Viewing Head	10-inch display screen
Eyepiece	C Mount 0.5×
Nosepiece	Plan Achromatic Objective：4×，10×，x20×，40×，100×
Objective	Quadruple Nosepiece/xQuintuple Nosepiece
Stage	Double Layers Mechanical Stage 120X115mm/ 70X30mm
Condense	Abbe Condenser N.A. 1.25 with Iris Diaphragm & Filter
Focusing System	Coaxial Coarse and Fine Adjustment, Fine Division 0.002mm, Coarse Stroke 37.7mm per Rotation, Fine Stroke 0.2mm per Rotation, Moving Range 20mm
Illumination	LED Illumination,Brightness Adjustable
*Optional	Turret Phase Contrast Kit；Dark Field Attachment；Fluorescent Attachment Microscope Camera/win10 Pad/Digital display
Shipping Size (W×D×H)(mm)	370x260x470
G.W. (kg)	6

BAWERS MEDICAL EQUIPMENT

Biological Microscope



MSC-B201B

Specifications

Model	MSC-B201B
Viewing Head	Compensation free binocular head inclined at 30°Inclined Interpupillary (55-75mm)
Eyepiece	Wide Field Eyepiece WF10X18mm ， xWF16×；xWF20×xWF10X22mm
Nosepiece	Quadruple Nosepiece
Objective	Achromatic Objective 4X,10X,40X,100X
Stage	Double Layers Mechanical Stage 140X135mm/ 75X50mm
Condense	Abbe NA1.2 5 with Iris Diaphragm & Filter
Focusing System	Coaxial Coarse and Fine Adjustment, Fine Division 0.002mm,
	Coarse Stroke 37.7mm per Rotation, Fine Stroke 0.2mm per Rotation, Moving Range 28mm
Illumination	3W LED Illumination, Brightness Adjustable
	Halogen Lamp 100V-240V/ 6V20W
	Plan-concave Mirror
Package	Carton
Filter	White Filter
Shipping Size (W×D×H)(mm)	370x260x460
G.W. (kg)	8

Biological Microscope

Biological Microscope



MSC-B201T

Specifications

Model	MSC-B201T
Optical System	Infinity Optical System
Viewing Head	Siedentopf Trinocular Head,Inclined at 30°,Interpupillary 55-75mm
Eyepiece	Wide Field Eyepiece WF10X18mm ,xWF16×;xWF20×xWF10X22mm
Objective	Infinite plan Achromatic Objective：4×，10×，x20×，40×，100×
	xInfinite Plan Phase Objective：Ph10x、20x、40x、100x
Nosepeice	Quadruple Nosepiece/xQuintuple Nosepiece
Stage	Double Layers Mechanical Stage 140×135mm/75×50mm
Condenser	Abbe NA1.25 with Iris Diaphragm & Filter
Focusing System	Coaxial Coarse and Fine Adjustment, Fine Division 0.002mm, Coarse Stroke
	37.7mm per Rotation, Fine Stroke 0.2mm per Rotation, Moving Range 28mm
Illumination	3W LED Lamp, Brightness Adjustable
	6V 20W Halogen Lamp, Brightness Adjustable
Package	Styrofoam
	Carton
	Wooden Case
Filter	White Filter
Optional Accessories	Turret Phase Contrast Kit; Dark Field Attachment Microscope Camera / Win 10 Pad / Digital display
Shipping Size (W×D×H)(mm)	360x260x470
G.W. (kg)	8

BAWERS MEDICAL EQUIPMENT

Biological Microscope

CE



Specifications

Model	MSC-B203B
Optical System	Infinite Optical System
Viewing Head	Siedentopf Binocular Head, Inclined at 30°, Interpupillary 50-75mm
Eyepiece	WF10×22mm Wide Field Eyepiece WF10×22mm; xWF16×; xWF20×
Objective	Infinite plan Achromatic Objective: 4×，10×，x20×，40×，100×
	xFlour semi-apo abjective：4×，10×，x20×，40×，100×
	xInfinite Plan Phase Objective: Ph10x、20x、40x、100x
Nosepiece	Quadruple Nosepiece/xQuintuple Nosepiece
Stage	Double Layers Mechanical Stage 210X150mm/ 75X50mm
Condense	Abbe Condenser NA1.25 with Iris Diaphragm & Filter
Focusing System	Coaxial Coarse and Fine Adjustment, Fine Division 0.002mm, Coarse Stroke 37.7mm per Rotation, Fine Stroke 0.2mm per Rotation, Moving Range 24mm
Illumination	LED Illumination, Brightness Adjustable
xOptional	Phase Contrast Kit; Dark Field Attachment； Fluorescent Attachment
xOptional configuration	
Shipping Size (W×D×H)(mm)	590x350x360
G.W. (kg)	9

Biological Microscope

Biological Microscope

CE



Specifications

Model	MSC-B203T
Optical System	Infinite Optical System
Viewing Head	Siedentopf Trinocular Head, Inclined at 30°, Interpupillary 50-75mm
Eyepiece	WF10×22mm Wide Field Eyepiece WF10×22mm; xWF16×; xWF20×
Objective	Infinite plan Achromatic Objective：4×. 10×, x20×, 40×, 100×
	xInfinite Plan Phase Objective: Ph10x、20x、40x、100x
Nosepiece	Quadruple Nosepiece/xQuintuple Nosepiece
Stage	Double Layers Mechanical Stage 210X150mm/ 75X50mm
Condense	Abbe Condenser N.A. 1.25 with Iris Diaphragm & Filter
Focusing System	Coaxial Coarse and Fine Adjustment, Fine Division 0.002mm, Coarse Stroke 37.7mm per Rotation, Fine Stroke 0.2mm per Rotation, Moving Range 24mm
Illumination	LED Illumination, Brightness Adjustable
Optional	Phase Contrast Kit; Dark Field Attachment
	1.3M-20.M pixel Microscope Camera/win10 Pad/Digital display
Shipping Size (W×D×H)(mm)	590x350x360
G.W. (kg)	9

BAWERS MEDICAL EQUIPMENT

Biological Microscope Economical series


MSC-BE200E


MSC-BD500E


MSC-BE500E


MSC-BSM500E


MSC-BV500E

Reliability

- Compensation-free binocular head for comfortable viewing and reduced eye fatigue.
- Wide-field eyepiece for a larger field of view and improved clarity.
- Double-layer mechanical stage for precise specimen movement and easy slide manipulation.
- Multiple accessories available for versatile applications and customized experiments.

Specification

Model	MSC-BE200E	MSC-BD500E	MSC-BE500E	MSC-BSM500E	MSC-BV500E
Viewing Head	Compensation free binocular head inclined at 30°	Monocular Head，Inclined at 45°,360° rotatable°	Compensation Free，Binocular Head Inclined at 30°, 360° rotatable	Compensation Free ，Trinocular Head, 360° rotatable	Dual viewing head, one tube 30°, inclined and another tube vertical, 360°rotatable
Eyepiece	Wide Field Eyepiece: WF10X, (WF16X optional)				
Achromatic Objectives	4X, 10X, 40X(Spring), 100X(Spring, Oil)				
Stage	Double Layer Mechanical Stage Size 120X125mm				
Condenser	Abbe NA=1.25 with Iris Diaphragm&Filter				
Focusing	Coaxial Coarse and Fine Adjustment, Focusing Range 30mm, Focusing Interval 0.002mm				
Illumination	Halogen Lamp 220V/6V20W or 110V/6V20W; (LED lamp optional)	LED(1W) Lamp 220V or 110V, (LED 3W lamp optional)			
Power Supply	AC220/110V±10%, 50/60HZ)				
Shipping Size (W×D×H)(mm)	310x250x445	450x360x240			
G.W. (kg)	4	5			
Note: Trinocular microscope can be installed camera and screen.220/110V for LED lamp					

Inverted Microscope



Specifications

Model	MSC-I403
Viewing Head	Trinocular Head Inclined at 45°,Interpupillary Distance 50-75mm
Eyepiece	WF10X/ 20mm
Objective	LWD Plan ObjectiveLWDPL4X\10X\20X\40X
Stage	Double layers mechanical stage，Stage Size: 242mmx 172mm，Central stage: Φ110mm，Moving range: 75mm × 50mm
Condenser	N.A.0.3Abbe condenser W.D .75mm
Focusing	Coaxial coarse&fine focusing adjustment with rack and pinion mechanism Fine focusing scale Value 0.002mm
Phase contrast sliding plate	Center of phase contrast ring plate adjustable
Centering telescope	Centering telescope
Filter	Blue,green, yellow and froster glass
Light source	Halogen bulb12V/30W,Adjustable brightness
*Fluorescence attachment	B.GWave band ,220V(110V)/100W Mercury lamp
*Optional	Photograph connecting tube,adapter with MD or PK mount ,4X photograph eyepiece
Shipping Size (W×D×H)(mm)	770x320x480
G.W. (kg)	20

Biological Microscope

CE



MSC-BH102B



MSC-BS102B

Advantage

Biological microscopes are used in diverse applications such as biological research, medical diagnostics, education, forensic analysis, environmental science, agriculture, veterinary medicine, and industrial applications. They enable the observation and analysis of microscopic structures, cells, tissues, microorganisms, and provide valuable insights in these fields.

Specification

Model	MSC-BH102B	MSC-BS102B
Viewing Head	Siedentopf Binocular Head	Sliding Binocular Head
	Inclined at 45°, interpupillary (55-75mm)	inclined at 45°, interpupillary (55-75mm)
Eyepiece	Wide Field eyepiece WF10X18mm	
Nosepiece	Quadruple Nosepiece	
Objective	Achromatic Objective 4X,10X,40X,100X	
Stage	Double Layers Mechanical Stage 115X125mm/ 70X30mm	
Condense	Abbe NA1.2 5 with Iris Diaphragm & Filter	
Focusing System	Coaxial Coarse and Fine Adjustment, Fine Division 0.002mm,	
	Fine Stroke 0.2mm per Rotation, Moving Range 20mm	
Illumination	LED Illumination, Brightness Adjustable	
	Halogen Lamp 100V-240V/ 6V20W	
	Plan-concave Mirror	
Package	Styrofoam	
	Carton	
	Wooden Case	
Shipping Size (W×D×H)(mm)	350x240x480	
G.W. (kg)	6	

Biological Microscope

CE



MSC-BH102T



MSC-BS102T

Advantage

●LCD display system:

This microscope is equipped with a 7-inch high-definition imaging equipment that can be used in combination with the microscope. It provides excellent observation effects with various magnifications and offers display modes of 16:9 and 4:3. The screen resolution is 1024x600, ensuring clear and detailed images.

●Digital display storage system:

The microscope features a 10-inch display screen and is equipped with an 8.0M HDMI camera. The HDMI output resolution is 720P@60fps, and the photo resolution is 3840x 2160. The system includes a remote control for convenient operation and control of the display and storage functions.

Specification

Model	MSC-BH102T	MSC-BS102T
Viewing Head	Siedentopf free Trinocular Head	Sliding free Trinocular Head
	inclined at 45°, interpupillary (55-75mm)	inclined at 45°, interpupillary (55-75mm)
Eyepiece	Wide Field eyepiece WF10X18mm	
Nosepiece	Quadruple Nosepiece	
Objective	Achromatic Objective 4X,10X,40X,100X	
Stage	Double Layers Mechanical Stage 115X125mm/ 70X30mm	
Condense	Abbe NA1.2 5 with Iris Diaphragm & Filter	
Focusing System	Coaxial Coarse and Fine Adjustment, Fine Division 0.002mm,	
	Fine Stroke 0.2mm per Rotation, Moving Range 20mm	
Illumination	LED Illumination, Brightness Adjustable	
	Halogen Lamp 100V-240V/ 6V20W	
	Plan-concave Mirror	
Package	Styrofoam	
	Carton	
	Wooden Case	
Filter	White Filter	
Optional Accessories	Camera,USB 2.0 Camera/CCD/win10 Pad/Digital display.	
Shipping Size(W×D×H)(mm)	350x240x480	
G.W. (kg)	6	

Biological Microscope



MSC-BH103B



MSC-BS103B

Specification

Model	MSC-BH103B	MSC-BS103B
Viewing Head	Siedentopf Binocular Head,	Sliding Binocular Head
	Inclined at 30°, Interpupillary 55-75mm	at 45°, Inclined Interpupillary (55-75mm)
Eyepiece	Wide Field Eyepiece WF10X18mm	
Objective	Achromatic Objective 4X,10X,*20x,40X,100X	
	Plan Achromatic Objective: 4x 10x, 20x, 40x, 100x	
Nosepeice	Quadruple Nosepiece	
Stage	Double Layers Mechanical Stage 115X125mm/ 70X30mm	
Condenser	Abbe NA1.25 with Iris Diaphragm & Filter	
Focusing System	Coaxial Coarse and Fine Adjustment, Fine Division 0.002mm,	
	Fine Stroke 0.2mm per Rotation, Moving Range 20mm	
	LED Lamp, Brightness Adjustable	
Illumination	Halogen Lamp 6V 20W,	Halogen Lamp 100V-240V/ 6V20W
	Brightness Adjustable	Plan-concave Mirror
Package	Styrofoam	
	Carton	
	Wooden Case	
Shipping Size(W×D×H)(mm)	370x260x470	
G.W. (kg)	6	
Filter	/	White Filter

Biological Microscope



MSC-BH103T



MSC-BS103T

Specification

Model	MSC-BH103T	MSC-BS103T
Viewing Head	Siedentopf Trinocular Viewing Head	Sliding Trinocular Viewing Head
	at 30°Inclined Interpupillary (55-75mm)	at 30°Inclined Interpupillary (55-75mm)
Eyepiece	Wide Field eyepiece WF10X18mm	
Nosepiece	Quadruple Nosepiece	
Objective	Achromatic Objective 4X,10X,40X,100X	
Stage	Double Layers Mechanical Stage 115X125mm/ 70X30mm	
Condense	Abbe NA1.2 5 with Iris Diaphragm & Filter	
Focusing System	Coaxial Coarse and Fine Adjustment, Fine Division 0.002mm,	
	Fine Stroke 0.2mm per Rotation, Moving Range 20mm	
Illumination	LED Illumination, Brightness Adjustable	
	Halogen Lamp 100V-240V/ 6V20W	
	Plan-concave Mirror	
Package	Styrofoam	
	Carton	
	Wooden Case	
Filter	White Filter	
Shipping Size (W×D×H)(mm)	370x260x470	
G.W. (kg)	6	

BAWERS MEDICAL EQUIPMENT

Biological Microscope



MSC-BH107B



MSC-BS107B



MSC-BH107T



MSC-BS107T

Advantage

The microscope offers a solid square base for stability and comfortable operation, providing a simple and rich user experience. It supports the use of multiple accessories for versatile applications.

Fluorescent Viewing

The microscope is available with single or dual channel fluorescent modules. It supports various fluorescence filters including DAPI, FITC, TRITC, Texas Red, GFP, CFP, and CY5. The fluorescence illumination can be provided by a 100W Mercury Lamp Housing or a 5W LED Lamp.

Dark-field Viewing

The microscope is capable of clear viewing of fine structures such as blood cells or flagella using dark-field illumination.

Phase Contrast Viewing

The microscope offers high contrast imaging with a neutral background color, making it suitable for viewing non-stained specimens.

Fluorescence Filter Group

The microscope uses high-transmittance, high cut-off, and deep cut-off depth filters, resulting in brighter images, sharper contrast, and darker background.

Specifications

Model	MSC-BH107B	MSC-BS107B
Viewing Head	Siedentopf Binocular Head	Sliding Binocular Head
	Inclined at 45°, interpupillary (55-75mm)	inclined at 45°, interpupillary (55-75mm)
Eyepiece	Wide Field eyepiece WF10X18mm	
Nosepiece	Quadruple Nosepiece	
Objective	Achromatic Objective 4X,10X,40X,100X	
Stage	Double Layers Mechanical Stage 140X135mm/ 75X50mm	
Condense	Abbe NA1.25 with Iris Diaphragm & Filter	
Focusing System	Coaxial Coarse and Fine Adjustment, Fine Division 0.002mm, Coarse Stroke 37.7mm	
	per Rotation, Fine Stroke 0.2mm per Rotation, Moving Range 28mm	
Illumination	LED Illumination, Brightness Adjustable	
	Halogen Lamp 100V-240V/ 6V20W	
	Plan-concave Mirror	
Package	Styrofoam	
	Carton	
	Wooden Case	
Filter	White Filter	
Shipping Size(W×D×H)(mm)	330x280x440	
G.W. (kg)	7	

Model	MSC-BH107T	MSC-BS107T
Viewing Head	Siedentopf free Trinocular Head	Sliding Binocular Head
	Inclined at 45°, interpupillary (55-75mm)	inclined at 45°, interpupillary (55-75mm)
Eyepiece	Wide Field eyepiece WF10X18mm	
Nosepiece	Quadruple Nosepiece	
Objective	Achromatic Objective 4X,10X,40X,100X	
Stage	Double Layers Mechanical Stage 140X135mm/ 75X50mm	
Condense	Abbe NA1.25 with Iris Diaphragm & Filter	
Focusing System	Coaxial Coarse and Fine Adjustment, Fine Division 0.002mm, Coarse Stroke	
	37.7mm per Rotation, Fine Stroke 0.2mm per Rotation, Moving Range 28mm	
Illumination	S-LED Illumination, Brightness Adjustable	
	Halogen Lamp 100V-240V/ 6V20W	
	Plan-concave Mirror	
Package	Styrofoam	
	Carton	
	Wooden Case	
Filter	Blue Filter	
Optional Accessories	Different Camera options, USB 2.0 Camera (5.0M resolution) such as EC510/TC 5.0, and a USB 3.0 Camera (TC 6).	
Shipping Size(W×D×H)(mm)	330x280x440	
G.W. (kg)	7	

BAWEIS MEDICAL EQUIPMENT

Biological Microscope



MSC-BH208B



MSC-BS208B

Specifications

Model	MSC-BH208B	MSC-BS208B
Viewing Head	Siedentopf Binocular Viewing Head at 30°, Inclined Interpupillary (55-75mm)	Sliding Binocular Head Inclined at 45°, interpupillary (55-75mm)
Eyepiece	Wide Field eyepiece WF10X18mm	
Nosepiece	Quadruple Nosepiece	
Objective	Achromatic Objective 4X,10X,40X,100X	
Stage	Double Layers Mechanical Stage 140X135mm/ 75X50mm	
Condense	Abbe NA1.25 with Iris Diaphragm & Filter	Coaxial Coarse and Fine Adjustment, Fine Division 0.002mm,
Focusing System	Coaxial Coarse and Fine Adjustment, Fine Division 0.002mm, Coarse Stroke 37.7mm per Rotation, Fine Stroke 0.2mm per Rotation, Moving Range 28mm	Coarse Stroke 37.7mm per Rotation, Fine Stroke 0.2mm per Rotation, Moving Range 24mm
Illumination	S-LED Illumination, Brightness Adjustable Halogen Lamp 100V-240V/ 6V20W Plan-concave Mirror	
Filter	White Filter	
Package	Carton	
Shipping Size (W×D×H) (mm)	360x260x470	
G.W. (kg)	7	

Biological Microscope



MSC-BH208T



MSC-BS208T

Specifications

Model	MSC-BH208T	MSC-BS208T
Viewing Head	Siedentopf Trinocular Viewing Head at 30°, Inclined Interpupillary (55-75mm)	Sliding free Trinocular Head Inclined at 45°, interpupillary (55-75mm)
Eyepiece	Wide Field eyepiece WF10X18mm	
Nosepiece	Quadruple Nosepiece	
Objective	Achromatic Objective 4X,10X,40X,100X	
Stage	Double Layers Mechanical Stage 140X135mm/ 75X50mm	
Condense	Abbe NA1.25 with Iris Diaphragm & Filter	
Focusing System	Coaxial Coarse and Fine Adjustment, Fine Division 0.002mm, Coarse Stroke 37.7mm per Rotation, Fine Stroke 0.2mm per Rotation, Moving Range 28mm	Coaxial Coarse and Fine Adjustment, Fine Division 0.002mm, Coarse Stroke 37.7mm per Rotation, Fine Stroke 0.2mm per Rotation, Moving Range 24mm
Illumination	S-LED Illumination, Brightness Adjustable	3w LED Illumination, Brightness Adjustable
	Halogen Lamp 100V-240V/ 6V20W Plan-concave Mirror	
Filter	Blue Filter	
Package	Carton	
Shipping Size (W×D×H)(mm)	360x260x470	
G.W. (kg)	7	

Digital Microscope

CE



Specifications

Model	MSC-D201
Optical System	Infinite Optical System
Viewing Head	10-inch display screen
Video Adapter	C Mount 0.5×/1×
Objective	Infinite Plan Achromatic Objective：4×，10×，x20×，40×，100×
Nosepiece	Quadruple Nosepiece/xQuintuple Nosepiece
Stage	Double Layers Mechanical Stage 140X135mm, range of movement: 75X50mm
Condense	Abbe Condenser N.A. 1.25 with Iris Diaphragm & Filter
Focusing System	Coaxial Coarse and Fine Adjustment, Fine Division 0.002mm, Coarse Stroke 37.7mm per Rotation, Fine Stroke 0.2mm per Rotation, Moving Range 20mm
Illumination	3W LED light, brightness continuously adjustable
*Optional	Turret Phase Contrast Kit；Dark Field Attachment；Fluorescent Attachment Microscope Camera/win10 Pad/Digital display
Shipping Size (W×D×H)(mm)	370x260x470
G.W. (kg)	8

Digital Microscope MSC-D208

CE



Specifications

Model	MSC-D208
Optical System	Finite distance Optical System
Viewing Head	10-inch display screen
Video Adapter	C Mount 0.5×/1×
Objective	Plan Achromatic Objective：4×，10×，x20×，40×，100×
Nosepiece	Quadruple Nosepiece/xQuintuple Nosepiece
Stage	Double Layers Mechanical Stage 140X135mm,Range of movement: 75X50mm
Condense	Abbe Condenser N.A. 1.25 with Iris Diaphragm & Filter
Focusing System	Coaxial Coarse and Fine Adjustment, Fine Division 0.002mm,Coarse Stroke 37.7mm per Rotation, Fine Stroke 0.2mm per Rotation, Moving Range 20mm
Illumination	3W LED light, brightness continuously adjustable
*Optional	Turret Phase Contrast Kit；Dark Field Attachment;Fluorescent Attachment Microscope Camera/win10 Pad/Digital display
Shipping Size (W×D×H)(mm)	370x260x470
G.W. (kg)	8

BAWERS
MEDICAL EQUIPMENT

Fluorescence Microscope

CE





BAWERS
MEDICAL EQUIPMENT

Specifications

Model	MSC-F107B
Viewing Head	Sliding Binocular Head,Inclined at 45°, Interpupillary 55-75mm
Eyepiece	WF10×18mm
Objective	Achromatic Objective：4×，10×，40×，100×
Nosepiece	Quadruple Nosepiece
Stage	Double Layers Mechanical Stage 140X135mm/ 75X50mm
Condense	Abbe Condenser N.A. 1.25 with Iris Diaphragm & Filter
Focusing System	Coaxial Coarse and Fine Adjustment, Fine Division 0.002mm, Coarse Stroke
	37.7mm per Rotation,Fine Stroke 0.2mm per Rotation, Moving Range 28mm
Illumination	3W LED Illumination,Brightness Adjustable
	5W Fluorescent LED illumination, with adjustable brightness
Fluorescent	DF-I fluorescent vertical illuminator.Equipped with a set of fluorescent channels.
Attachment	DF-II fluorescent vertical illuminator equipped with two sets of fluorescence channels
	DF-VI fluorescent vertical illuminator can be configured with three to six
	groups of fluorescent channels
Shipping Size	330x280x440
(W×D×H)(mm)	
G.W. (kg)	7

Specifications

Model	MSC-F107T
Viewing Head	Sliding Trinocular Head,Inclined at 45°,Interpupillary 55-75mm
Eyepiece	WF10×18mm
Objective	Achromatic Objective：4×，10×，40×，100×
Nosepiece	Quadruple Nosepiece
Stage	Double Layers Mechanical Stage 140X135mm/ 75X50mm
Condense	Abbe Condenser N.A. 1.25 with Iris Diaphragm & Filter
Focusing System	Coaxial Coarse and Fine Adjustment, Fine Division 0.002mm,
	Coarse Stroke 37.7mm per Rotation,Fine Stroke 0.2mm per Rotation, Moving Range 28mm
Illumination	3W LED Illumination,Brightness Adjustable
	5W Fluorescent LED illumination, with adjustable brightness
Fluorescent	DF-I fluorescent vertical illuminator.Equipped with a set of fluorescent channels.
Attachment	DF-II fluorescent vertical illuminator equipped with two sets of fluorescence channels
	DF-VI fluorescent vertical illuminator can be configured with three to six groups of fluorescent channels
Shipping Size	330x280x440
(W×D×H)(mm)	
G.W. (kg)	7

Fluorescence Microscope

Fluorescence Microscope

CE



Specifications

Model	MSC-F201B
Optical System	Infinite Optical System
Viewing Head	Siedentopf Binocular Head,Inclined at 30°,Interpupillary 55-75mm
Eyepiece	WF10×20mm
Objective	Infinite plan Achromatic Objective：4×，10×，40×，100×
	*Flour semi-apo objective: 4x, 10x, 20x, 40x, 100x
	*Infinite Plan Phase Objective: Ph10x ,20x,40x,100x
Nosepiece	Quadruple Nosepiece
Stage	Double Layers Mechanical Stage 140X135mm/ 75X50mm
Condense	Abbe Condenser N.A. 1.25 with Iris Diaphragm & Filter
Focusing System	Coaxial Coarse and Fine Adjustment, Fine Division 0.002mm, Coarse Stroke 37.7mm
	per Rotation,Fine Stroke 0.2mm per Rotation, Moving Range 22mm
Illumination	LED Illumination,Brightness Adjustable
	5W Fluorescent LED illumination, with adjustable brightness
Fluorescent	DF-I fluorescent vertical illuminator.Equipped with a set of fluorescent channels.
Attachment	DF-II fluorescent vertical illuminator equipped with two sets of fluorescence channels
	DF-VI fluorescent vertical illuminator can be configured with three to six groups of fluorescent channels
Shipping Size	370x260x470
(W×D×H)(mm)	
G.W. (kg)	8

Fluorescence Microscope



Specifications

Model	MSC-F201T
Optical System	Infinite Optical System
Viewing Head	Siedentopf Trinocular Head, Inclined at 30°,Interpupillary 55-75mm
Eyepiece	WF10×18mm
Objective	Infinite plan Achromatic Objective：4×，10×，40×，100×
Nosepiece	Quadruple Nosepiece
Stage	Double Layers Mechanical Stage 140X135mm/ 75X50mm
Condense	Abbe Condenser N.A. 1.25 with Iris Diaphragm & Filter
Focusing System	Coaxial Coarse and Fine Adjustment, Fine Division 0.002mm, Coarse Stroke 37.7mm
	per Rotation,Fine Stroke 0.2mm per Rotation, Moving Range 22mm
Illumination	LED Illumination,Brightness Adjustable
	5W Fluorescent LED illumination, with adjustable brightness
Fluorescent	DF-I fluorescent vertical illuminator.Equipped with a set of fluorescent channels.
Attachment	DF-II fluorescent vertical illuminator equipped with two sets of fluorescence channels
	DF-VI fluorescent vertical illuminator can be configured with three to six groups of fluorescent channels
Shipping Size	370x260x470
(W×D×H)(mm)	
G.W. (kg)	8

BAWERS MEDICAL EQUIPMENT

Polarizing Microscope



Specifications

Model	MSC-P107B
Viewing Head	Sliding Binocular Head at 45°, 360° Rotatable
Eyepiece	Eyepiece WF10×/ 18 with Scale of Crosshair
Nosepiece	Toward Quadruple Nosepiece, Center Adjustable
Objective	Strain free Achromatic Objective 4×、10×、40×
Analyzer	Rotatable Analyzer with Gradation 0°~90°
Bertrand Lens	Bertrand Lens, Sliding in/ out of Optical Path
Revolving	Diameter Φ160mm, Graduated in1° Increments,
Round Stage	Minimum Resolution 6' when using Vernier Scale
Condenser	Abbe Condenser with Iris Diaphragm & Filter
Focusing	Coaxial Coarse & Fine Adjustment, Range 28mm, Fine Division 0.002mm
Polarizer	Sliding in/ out of Optical Path, Located on the Top of Collector
Illumination	6V/ 20W Halogen Lamp, Brightness Adjustable
Power Supply	AC220/110V±10%, 50/60Hz
Shipping Size (W×D×H)(mm)	327x273x425
G.W. (kg)	8

Polarizing Microscope



Specifications

Model	MSC-P107T
Viewing Head	Sliding Trinocular Head at 45°, 360°Rotatable
Eyepiece	Eyepiece WF10×/ 18 with Scale of Crosshair
Nosepiece	Toward Quadruple Nosepiece, Center Adjustable
Objective	Strain free Achromatic Objective 4×、10×、40×
Analyzer	Rotatable Analyzer with Gradation 0°~90°
Bertrand Lens	Bertrand Lens, Sliding in/ out of Optical Path
Revolving	Diameter Φ160mm, Graduated in1° Increments,
Round Stage	Minimum Resolution 6' when using Vernier Scale
Condenser	Abbe Condenser with Iris Diaphragm & Filter
Focusing	Coaxial Coarse & Fine Adjustment, Range 28mm, Fine Division 0.002mm
Polarizer	Sliding in/ out of Optical Path, Located on the Top of Collector
Illumination	6V/ 20W Halogen Lamp, Brightness Adjustable
Power Supply	AC220/110V±10%, 50/60Hz
Shipping Size (W×D×H)(mm)	327x273x425
G.W. (kg)	8

Stereoscopic Microscope

CE



MSC-S45B



MSC-S45T



MSC-S7045B



MSC-S7045T

Specifications

Model	MSC-S45B	MSC-S45T
Magnification	Zoom objective 7X-45X	
Eyepiece	WF10X/20mm high-eyepoint, wide-field; Convenient for observers wearing glasses	
	xOptional Eyepiece 15X/15mm, 20X/10mm, 25X/9mm, 30X/8mm	
Main Body	Binocular head, 45° inclined, 360° rotatable, can be locked in any position desired. Interpupillary Distance adjustment:54-76mm; Diopter adjustment:±5 diopters	Trinocular head，45° inclined, 360° rotatable, can be locked in any position desired.Interpupillary Distance adjustment:54-76mm; Diopter adjustment:±5 diopters
Objective	0.7X-4.5X stereo zoom; Zoom Ratio:6.4:1	
	*Aux Lens：0.5X, 2X	
Focusing Mount	Focusing mount with vertical working distance 50mm	
Stand	Vertical Post: 240mm ; Diameter: φ32mm; With φ95mm B/W Plastic & Perspex Plate and Paired Clips; Base Size: 200x255x60mm	
Illumination	Transmitted and reflected 12v/15w halogen; xLED illumination	Transmitted and reflected 12v/15w halogen； xLED illumination
C-Mount	SZM 1X C-Mount；*SZM 0.5X C-Mount；*SZM 0.3X C-Mount	
Package	Carton	
Shipping Size (W×D×H)(mm)	510x210x380	510x280x380
G.W. (kg)	7	

Note: 3.5X-270X with optional eyepieces and objectives

Specifications

Model	MSC-S7045B	MSC-S7045T
Magnification	Zoom objective 6.7X-45X	
Eyepiece	WF10X/22mm high-eyepoint, wide-field; Convenient for observers wearing glasses	
	*Optional Eyepiece15X/16mm，20X/12mm，25X/9mm，30X/8mm	
Main Body	Binocular head，45° inclined, 360° rotatable, can be locked in any position desired. Diopter adjustment:±5 diopters	Trinocular head，45° inclined, 360° rotatable, can be locked in any position desired. Diopter adjustment:±5 diopters
	Interpupillary Distance adjustment:54-75mm	
Objective	0.67X-4.5X stereo zoom; Zoom Ratio:6.7:1	
	*Aux Lens：0.5X，2X	
Focusing Mount	Focusing track mount with vertical working distance 104mm	
Stand	Track Stand	
	Vertical Height: 300mm; Mounting Size: φ76mm; Focusing Distance: 106mm;	
	With φ95mm B/W Plastic & Perspex Plate and Paired Clips; Base Size: 205x275x40mm	
Illumination	Top and bottom LED Illumination with an independent control; Input Power：110v~240v	
C-Mount	MSC 1X C-Mount; xMSC 0.5X C-Mount;	
Shipping Size(W×D×H)(mm)	510x360x300	
G.W. (kg)	9	

NOTE: MSC-S7045B 3.35X-270X with optional eyepieces and objectives;

BAWERS MEDICAL EQUIPMENT

Stereoscopic Microscope



MSC-ST20



MSC-ST40



MSC-ST60

Specifications

Model	MSC-ST20	MSC-ST40	MSC-ST60
Magnification	/	/	20X-40X, 10X-80X with optional eyepieces and objectives
Eyepiece	WF10X/20	10X	WF10X/20mm；xOptional Eyepiece：10X/20mm, 15X/15mm，20X/10mm
Main Body	Binocular head	Binocular head，45° inclined	Binocular head，45° inclined, 360° rotatable，Interpupillary Distance adjustment:54-76mm; Diopter adjustment:±5 diopters
Objective	2X	1X/2X, 1X/3X, 2X/4X	Shifting and doubling objective combination 2X/4X、1X/2X、1X/3X
Focusing Mount	/	/	Focusing mount with vertical working distance 50mm
Stand	/	Pole stand	Pole stand, for more options
Illumination	/	* LED illumination	Fluorescent lamp, LED ring light, for more option
Shipping Size (W×D×H)(mm)	300x200x150	360x180x300	400x250x360
G.W. (kg)	3	6	7

Teaching microscope



Specifications

Model	MSC-01T
Viewing Head	Monocular Vertical Tube
Huygens Eyepiece	H16X（1）
Objective	12.5X（s）Chromatance Objective
Nosepiece	Triple Nosepiece
Focusing System	Coarse Adjustment Range 20mm
Stage	Plain Stage with Slide Clips 100x90mm
Illumination	Reflector
	LED Lamp（Optional）
Shipping Size (W×D×H)(mm)	440x250x310
G.W. (kg)	3.5

BAWERS MEDICAL EQUIPMENT

Low temperature cooling liquid circulator



Advantage

1.Precise temperature control range to meet different experimental needs

2.Highly efficient cooling capacity, able to quickly reduce the temperature of the sample or equipment

3.Stable performance and reliable operation to ensure the accuracy of experimental data

4.A variety of safety protection functions to protect the equipment and the user's safety

Specification

Model	LTC-10		LTC-30		LTC-40I	
Usage temperature range	-10 ℃~room temperature		-30 ℃~room temperature		-40℃ ~room temperature	
Environment temperature	5 ~35 ℃					
Environment humidity	≤70% ventilation					
Power supply	Single phase 220V/50HZ		Single phase 220V 50Hz/110V 60Hz		Three phase 380V/50HZ	
Safety protection	Delay, over-current, overheat LCD display, key operation		Delay, over-current, overheat LCD display, key operation		Delay, overcurrent, overheating, phase sequence, phase loss protection	
Display	±0.1℃					
Temperature control accuracy	PT100					
Sensor	652W		2485W		7990W	
Total power	Specification	Small 1P	Specification	3P	Specification	10P
Compressor	Quantity	1	Quantity	1	Quantity	1
	Power	500W	Power	2205W	Power	7350W
	Cooling capacity	1550W	Cooling capacity	6972W	Cooling capacity	23240W
Circulation pump	Power	100W	Power	100W	Power	280W
	Lift	4-6M	Lift	4-6M	Lift	10-12M
	Flow	20-40L/min	Flow	20-40L/min	Flow	30-50L/min
	Pressure	≤0.4MPa	Pressure	≤0.4MPa	Pressure	≤0.4MPa
Air-cooling condenser	Power	52W	Power	180W	Power	360W
	Heating exchange area	4.2m²	Heating exchange area	21.2m²	Heating exchange area	39m²
	Air volume	760m³/h	Air volume	3400m³/h	Air volume	6800m³/h
Refrigerant	R134A		R404A		R22	
Condensation coil	Φ8 copper tube plated by nickel		Φ16 copper tube plated by nickel		Φ19 copper tube plated by nickel	
Equipment material	Cold plate spray, anti-corrosion					
Water tank Size&volume	Φ220×180H(mm) 6.8L		Φ450×350H(mm) About 55L		Φ500×500H(mm) 98L	
Available size in water tank	Φ185mm		Φ350mm		Φ390mm	
Cover opening	Φ200mm		Φ350mm		Φ350mm	
Outer circulation interface	Pagoda joint with Φ12mm outer diameter (facing the left side of the equipment)		Pagoda joint with Φ16mm outer diameter (facing the left side of the equipment)		Pagoda joint with Φ19mm outer diameter (facing the left side of the equipment)	
Sizes(W×D×H)(mm)	423×485×(760+ 400)mm		795×770×(1150+pole 500)mm		845×1100×(1365+pole 500)mm	
Shipping size(W×D×H)(mm)	590×430×880mm carton package 0.21m³		590×430×880mm carton package 0.21m³		590×430×880mm carton package 0.21m³	
N.W./G.W. (kg)	56/58		119/162		250/290	

BAWERS MEDICAL EQUIPMENT

Low temperature cooling liquid circulator

Low temperature cooling liquid circulator



Advantage

1.The LED display visually and accurately represents the circulator's operating temperature. Users can easily monitor and adjust settings.

2.Circulator provides sufficient liquid cooling capacity to accommodate a variety of laboratory applications without compromising efficiency.

3.Tank is made of 304 stainless steel for corrosion resistance and long service life.

4.Using R134A as the refrigerant, the circulator meets environmental standards and provides a more environmentally friendly cooling solution.

Specification

Model	LTC-20I
Temp. Display	LED display
Tank Volume	4L
Matching Reaction Kettle(Steam)	1~2L
Tank Material	304 Stainless Steel
Tank Size	250×130×130mm
Temp. Control Accuracy	±0.1 °C
Display Temp. Resolution	0.1°C
Pump Lift	1.5~2.7m
Circulating Pump Flow	8~16L/min
Refrigerant	R134A
Refrigerating Capacity	1550~500W
Pressure	≤0.4Mpa
Ambient Relative Humidity	(60~80%)Ventilation
Instrument Temp. Control Range	-20°C~RT
Optimum Ambient Temp.	5~35°C
Unload Min Temp.	-20°C
Circulation Pump Power	100W
Circulating Pump	Magnetic pump
Circulating Water Mouth Interface	Outer diameter 11mm/Inner diameter7mm
Sensor	PT100
Power Supply	AC220V±10%, 50/60HZ
Sizes(W×D×H)(mm)	530×260×570
Shipping size(W×D×H)(mm)	590×320×560
N.W./G.W. (kg)	28/30



Advantage

Uses a sealed compressor for cooling. Copper coils in the inner tank wall circulate refrigerant (Freon) to chill the contents. It can cool reactor jackets, condensing coils, or directly immerse materials. The lower outlet connects to the reactor/condenser inlet, forming a circulation loop.

Specification

Model	LTC-20	LTC-40
Temp. Display	LED display	
Tank Volume	6.8L	20L
Matching Reaction Kettle(Steam)	1~5L	20L
Tank Material	201 Stainless Steel	
Tank Size	φ220×180mm	φ300×300mm
Temp. Control Accuracy	±0.1 °C	
Display Temp. Resolution	0.1°C	
Pump Lift	4~6m	
Circulating Pump Flow	20~40L/min	
Refrigerant	R22	
Refrigerating Capacity	2324~735W	6972~2205W
Pressure	≤0.4Mpa	
Ambient Relative Humidity	(60~80%)Ventilation	
Instrument Temp. Control Range	-20°C~RT	-40°C~RT
Optimum Ambient Temp.	5~35°C	
Unload Min Temp.	-20°C	-42°C
Circulation Pump Power	100W	
Circulating Pump	Fully-closed &No-leaked special pump	
Sensor	PT100	
Coil Diameter	φ185mm	φ255mm
Opening Size	φ200mm	φ250mm
Power Supply	AC220±10%,50/60Hz； AC110±10%, 60Hz	AC220V±10%, 50/60HZ
Sizes(W×D×H)(mm)	490×430×(760+410)	600×680×(980+500)
Shipping size(W×D×H)(mm)	600×435×890	720×600×1200
N.W./G.W. (kg)	50/70	105/135

Mini Low Temperature Circulator



Advantage

1.Cryogenic circulators ensure adaptation to different laboratory environments for efficient cooling processes.

2.LED display provides clear and accurate temperature readings.

3.The circulators provide powerful cooling performance, making them suitable for a variety of applications, including sample preservation and cryogenic reactions.

4.Efficient pump performance ensures efficient circulation of temperature controlled fluids to optimise heat exchange.

5.Durability and flexibility are ensured by utilizing silicone tubing to cool the water, allowing for reliable and consistent fluid circulation during the temperature control process.

6.The circulator offers a flexible optional RS232/485 communication interface for seamless integration with other laboratory equipment to enhance overall system control.

Specification

Model	LTC-P5
Temperature Range	-20°C to Ambient Temp.
Temperature Display	LED Display, Accuracy 0.1 °C
Temperature Stability	±0.3°C
Refrigerating Capacity	700W
Pump Pressure	0.3bar
Pump Suction	0.2bar
Pump Flow Max.	22L/Min
Tank Size	4.5L
Cooling Water Tubing	Silicone
Communication Interface	Optional RS232/485
Low-level Alarm	Optional
Heating Function	Optional
Operating Environment	5-32 °C
Outer Connected Size	Standard 8mm insulation tube
Power supply	220V/50Hz
Sizes(W×D×H)(mm)	430×230×460
Shipping size(W×D×H)(mm)	450×250×470
N.W./G.W. (kg)	28/33

Vacuum Controller



Advantage

1.Wide range of measurement and control, 1-1,000mbar

2.Two control modes available Single-point control and programmed control

3.Stores up to 5 programs, each containing up to 5 steps of programming control

4.Large TFT touch screen display control provides easy operation

5.All parts in contact with vapor or liquid are made of PTFE, ceramics or other high-performance materials which effectively resists corrosion caused by organic solvents, water, acid and alkali

6.Built-in vent valve can feed inert gas into system equipment

7.One-click decompression allows easy installation and dismantling of vacuum system

8.Can be connected with pump power control for temporary shutdown of pump power supply after reaching stable degree of vacuum for energy conservation and environmental protection.

9.Can also be operated in the normally open status of pump

10.Reliable and functional design to fulfill essential needs of precise vacuum regulation

Specification

Model	VC100
Vacuum setting range	1-1000mbar
Vacuum measurement range	1-1000mbar
Control operation mode	Single-point control mode, Programmed control mode
Control program	Can store up to 5 programs, each containing 5-step control (capable to set the degree of vacuum and time)
Setting method	Touch screen setting
Display	5" TFT
Sensor overload pressure	1,500 mbar
Connector diameter	8mm
Materials in contact with vapor	PTFE, PP, silicone and ceramics
Power	600 W
Compatible conditions with vacuum pump	power of 50Hz vacuum pump ≤400W power of 60Hz vacuum pump ≤500W
Power supply	110V-240V,50Hz/60Hz
Operating environment	10℃～40℃，≤80%RH
Sizes(W×D×H)(mm)	310×270×290
Shipping size(W×D×H)(mm)	470×300×420
N.W./G.W. (kg)	4/7

BAWERS MEDICAL EQUIPMENT

Rotary Evaporator

CE



Advantage

1.The components in contact with materials are crafted from high borosilicate glass (with an expansion coefficient of 3.3) and PTFE materials, ensuring stability and minimal reactivity.

2.Stand features cold plate anti-corrosive spray and aluminum alloy, while the bath is constructed with 304 stainless steel.

3.4A PTFE and fluororubber compound sealing system is used for effective sealing.

4.Vacuum pressure gauge displays real-time vacuum levels through a pointer.

5.Piston-type feeding valve is equipped with a PTFE extension tube for continuous feeding under vacuum conditions.

6.A vertical double-layer serpentine coil functions as the condenser.

7.Large LCD display enables simultaneous control of rotation, heating, and lifting.

8.Brushless deceleration booster motor powers the rotary and lifting mechanisms, ensuring spark-free and low-noise operation.

9.A thermostat-controlled bath incorporates a PT100 sensor and stainless steel probe at its base.

10.The bath can be electrically lifted and is insulated with a silicone cover for heat protection.

11.Dual fuses offer safety protection for both rotation and heating.

12.Collection bottle is outfitted with a glass and PTFE independent discharge valve at the bottom.

13.A water discharge valve at the bath's base facilitates liquid removal.

14.A vacuum switching valve allows continuous material collection and discharge without disrupting system vacuum or solution distillation.

15.Safety measures include over-temperature protection and automatic power-off when the water level in the heating bath is too low or if a sudden power outage occurs during operation.

Specification

Model	RE-1005
Voltage/Frequency	220V 50Hz/110V 60Hz
Total Power	2100W
Rotary motor power	60W
Lifting motor power	40W
Heating power	2000W
Vacuum	0.095Mpa
Rotary flask volume	5LΦ230mm/Φ80 flange port
Collecting flask volume	3LΦ195mm/upper Φ50 flange port×Φ35 flange port×2 pcs × lower Φ50 flange port
Rotary speed	0-120rpm/min
Temperature control range	Room temperature-180℃
Temperature control accuracy	±1℃
Bath lifting stroke	140mm
Condenser Size	Φ120×600H(mm) side Φ50 flange port × lower Φ50 flange port
Condensing area	0.5㎡
Gas cylinder	Left Φ35 flange port, side Φ50 flange port, rightΦ50 flange port
Material feeding valve	Φ35 flange port, glass + PTFE valve, material feeding valve (pagoda joint) with 12mm outer diameter
Releasing valve	Φ35 flange port×2, glass + PTFE valve, releasing valve (pagoda joint)with 12mm outer diameter
Material discharging valve	Φ50 flange port, side discharging valve (pagoda joint) with 20mm outer diameter, 260mm from the ground
Vacuum nozzle	Pagoda joint with 10mm outer diameter
In and out circulating nozzle of condenser coil	Pagoda joint with 16mm outer diameter
Bath Size/weight	Φ295×175H(mm) about 12L
Sizes(W×D×H)(mm)	980×480×1260mm
Shipping size(W×D×H)(mm)	800×450×1090mm wooden package
N.W./G.W. (kg)	46/68
Supporting products	RE-1005+Water Circulating Vacuum Pump VP-IIIA+Low Temperature Circulator LTC-10

BAWELL MEDICAL EQUIPMENT

Rotary Evaporator







Advantage

1.Digital LCD display of both rotation speed and heating temperature allows for optimal control of all distillation processes.

2.Automatic motor lift releases the evaporating flask to a safe position in case of power failure.

3.5L heating bath with wide temperature range from room temperature to 180°C Water/oil heating mode can be changed only through a switch.

4.Overheating protection temperature at 220 °C.

5.Boil-dry protection, automatically power off if heating without water/oil in the heating bath.

6.Speed range from 20 to 280rpm, and interval operation in clockwise and anticlockwise directions for drying process.

7.Condenser (cooling surface 1700cm) with excellent cooling effect.

8.Ejection mechanism ensures easy removal of evaporating flask.

9.Patented double spring sealing ring made of PTFE provides an excellent sealing performance.

10.Optional glassware with explosion proof film available.

Specification

Model	RE-100P
Evaporating Flask Volume	50-2000ml(Standard configuration-1000ml)
Receiving Flask Volume	100-2000ml(Standard configuration-1000ml)
Motor Type	Brushless DC motor
Speed Range	20rpm-280rpm
Display	LCD (speed, temperature, time)
Clockwise and Anti-clockwise	Yes
Heating Temperature Range	Room temp. to 180℃
Control Accuracy	water: ±1℃ oil: ±3℃
Heating Power	1300W
Stroke Displacement	automatic 150mm
Timer	Yes
Time Setting Range	1-999min
Interval Time Setting Range	1~999s
Permissible Ambient Temperature	5℃-40℃
Permissible Relative Humidity	80%RH
Protection Class	IP20
USB Interface	Yes
Power	1400 W
Power supply	100V-120V/200V-240V 50Hz/60Hz
Sizes(W×D×H)(mm)	1060×600×520
Shipping size(W×D×H)(mm)	1100×600×640
N.W./G.W. (kg)	28/36
Supporting products	RE-100P+ Diaphragm Vacuum Pump VP-410+Low Temperature Circulator LTC-P5+Vacuum Controller VC100

Rotary Evaporator

Rotary Evaporator



Advantage

1.5L heating bath with a wide temperature range (room temp.to180 °C).

2.Independent temperature control makes it can be used separately. Water/oil heating mode can be changed just through a switch.

3.Manual lift combined with auxiliary lift for precise positioning of the glassware.

4.PID control ensures high temperature accuracy at ±1°C (water).

5.Overheating protection temperature at 220°C.

6.Boil-dry protection, automatically power off if heating without water/oil in the heating bath.

7.Speed range from 20 to 200rpm, timing interval operation in clockwise and anticlockwise directions for drying process.

8.Condenser (cooling surface 1200/1700 cm2 for selection), speeding up the flow rate of liquid with excellent cooling effect.

9.Ejection mechanism ensures easy exchange of evaporating flask.

10.Adjustable immersion angle.

11.Double spring sealing ring which is made of PTFE provides an excellent sealing performance.

12.Compatible with the entire range of RE100-Pro glassware.

Specification

Model	RE-100S
Motor Type	Brushless DC motor
Speed Range	20-200rpm
Display	LED (speed, temperature, time)
Clockwise and Anti-clockwise	Yes
Heating Temperature Range	Room temp. to 180℃
Control Accuracy	water: ±1℃ oil: ±3℃
Heating Power	1010W
Stroke Displacement	Manual 110mm + auxiliary100mm
Interval Time Setting Range	1~999s
Size (D×W×H)	Main Unit: 440×320×450mm
	Heating Bath: 300x300x240mm
Weight	Main Unit: 7 kg
	Heating Bath: 3 kg
Permissible Ambient Temperature	5~40℃
Permissible Relative Humidity	80%RH
Protection Class	IP20
USB Interface	Yes
Power	1100W
Power supply	100V~120V/200V~240V 50Hz/60 Hz
Shipping size(W×D×H)(mm)	950×650×700(three pieces)
G.W. (kg)	34(three pieces)
Supporting products	RE-100S+ Diaphragm Vacuum Pump VP-410+Low Temperature Circulator LTC-P5+Vacuum Controller VC100

BAWERS MEDICAL EQUIPMENT

Rotary Evaporator

Rotary Evaporator



Advantage

1.Components in contact with the material are constructed from high borosilicate glass (with an expansion coefficient of 3.3) and PTFE materials, ensuring stability and minimal reactivity.

2.The frame is made of cold plate anti-corrosive spray + aluminum alloy, and the bath is of 304 stainless steel.

3.Sealing system employs PTFE + fluororubber compound sealing.

4.Real-time vacuum is indicated by an oily vacuum pressure gauge with a pointer.

5.Piston-type feeding valve is encased in a PTFE extension tube, enabling continuous feeding to the evaporation bottle under vacuum.

6.An upright double-layer serpentine coil functions as the condenser, with both main and auxiliary condensing.

7.A large LCD display allows simultaneous control of rotation, heating, and lifting.

8.Brushless deceleration booster motors are used for both rotary and lifting functions, ensuring low noise and no spark.

9.Thermostat-controlled bath incorporates a PT100 sensor + stainless steel probe at the base.

10.Bath can be electrically lifted, with a silicone cover providing heat insulation and anti-scalding protection.

11.Dual fuses offer rotating and heating double-fuse safety protection.

12.Collection flask features a lower discharging port equipped with a glass + PTFE independent discharge valve.

13.A water discharge valve at the bath's bottom facilitates liquid removal.

14.A vacuum switching valve allows continuous material collection and discharge without affecting system vacuum or solution distillation.

15.An over-temperature protection function automatically powers off the machine when the actual temperature exceeds the setting temperature by 5°C.

16.An anti-drying function powers off the machine when the water level in the heating bath falls below the heating tube.

17.In case of a sudden power interruption during operation, the machine will automatically stop heating and resume when power is restored.

Specification

Model	RE-1010
Voltage/Frequency	220V 50Hz/110V 60Hz
Total Power	3100W
Rotary motor power	60W
Lifting motor power	40W
Heating power	3000W
Vacuum	0.095Mpa
Rotary flask volume	10LΦ280mm/Φ95 flange port
Collecting flask volume	5LΦ230mm/upper Φ60 flange port×Φ35 flange port×2 pcs × lower Φ50flange port
Rotary speed	0-120rpm/min
Temperature control range	Room temperature-180℃
Temperature control accuracy	±1℃
Bath lifting stroke	190mm
Condenser Size	Main condenser Φ120×620H(mm), upper Φ60 flange port, lower Φ80 flange port
	Auxiliary condenser Φ135×475H(mm), upper Φ80 flange port, lower Φ60 flange port, side Φ60 flange port
Condensing area	0.51(0.33+0.18)㎡
Gas cylinder	Left Φ35 flange port, upper Φ35 flange port, side Φ60 flange port, right Φ60 flange port
Material feeding valve	Φ35 flange port, glass + PTFE valve, material feeding valve (pagoda joint) with 12mm outer diameter
Temperature measuring port	Φ35 flange port, glass + PTFE valve, glass valve (pagoda joint) with 12mm outer diameter
Releasing valve	Φ35 flange port×2, glass + PTFE valve, releasing port (pagoda joint)with 12mm outer diameter
Material discharging valve	Φ50 flange port, side discharging valve (pagoda joint) with 20mm outer diameter, 210mm from the ground
Vacuum nozzle	Φ60 flanged glass nozzle （pagoda joint)with 10mm outer diameter
In and out circulating nozzle of condenser coil	Pagoda joint with 16mm outer diameter
Bath Size/weight	Φ350×220H(mm) about 21L
Sizes(W×D×H)(mm)	1130×470×1940mm
Shipping size(W×D×H)(mm)	980×520×1190mm wooden package 0.61m³
N.W./G.W. (kg)	64/101

BAWEIMED MEDICAL EQUIPMENT

Rotary Evaporator



Advantage

1.The components in contact with the material are crafted from high borosilicate glass (with an expansion coefficient of 3.3) and PTFE materials, ensuring stable performance and minimal reactivity with the substances.

2.Stand is composed of cold plate anti-corrosive spray and aluminum alloy material, while the bath is constructed from 304 stainless steel.

3.Sealing system employs a compound sealing of PTFE and fluororubber.

4.An oily vacuum pressure gauge provides real-time vacuum indication through a pointer.

5.Piston-type feeding valve is fitted with a PTFE extension tube, enabling continuous feeding to the evaporation bottle under vacuum conditions.

6.A vertical three-layer serpentine coil functions as the condenser, featuring both main and auxiliary condensing for enhanced efficiency.

7.Large LCD display allows simultaneous control of rotation, heating, and lifting.

8.Brushless deceleration booster motor is utilized as the rotary motor, ensuring spark-free and low-noise operation. The lifting motor also employs the deceleration booster motor.

9.A thermostat-controlled bath incorporates a PT100 sensor and stainless steel probe at the bath's base.

10.Bath can be electrically lifted, and a silicone cover offers heat insulation and anti-scalding protection.

11.Dual fuses provide safety protection for both rotation and heating.

12.Collection bottle features a lower discharging port connected to a glass and PTFE independent discharge valve.

13.A water discharge valve at the bottom of the bath facilitates liquid removal.

14.A vacuum switching valve enables continuous material collection and discharge without affecting system vacuum or solution distillation.

15.An over-temperature protection function automatically powers off the machine when the actual temperature exceeds the setting temperature by 5°C.

16.An anti-drying function automatically powers off the machine when the water level in the heating bath falls below the heating tube.

17.In case of a sudden power interruption during operation, the machine will automatically cease heating and resume when power is restored.

Specification

Model	RE-1050
Voltage/Frequency	220V 50Hz/110V 60Hz
Total Power	6640W
Rotary motor power	100W
Lifting motor power	40W
Heating power	6500W
Vacuum	0.095Mpa
Rotary flask volume	50LΦ470mm/Φ125 flange port
Collecting flask volume	20LΦ355mm/upper Φ60 flange port×Φ35 flange port×2pcs×lower Φ50 flange port
Rotary speed	0-120rpm/min
Temperature control range	Room temperature-180℃
Temperature control accuracy	±1℃
Bath lifting stroke	215mm
Condenser Size	Main condenser Φ160×835H(mm), upper Φ60 flange port, lower Φ80 flange port
	Auxiliary condenser Φ160×530H(mm), upper Φ80 flange port, lower Φ60 flange port, side Φ60 flange port
Condensing area	1.44(0.95+0.49)m²
Gas cylinder	Left Φ35 flange port, upper Φ35 flange port, side Φ60 flange port, right Φ70 flange port
Material feeding valve	Φ35 flange port, glass + PTFE valve, material feeding valve (pagoda joint) with 12mm outer diameter
Multi-function port	Φ35 flange port, glass + PTFE valve, glass valve (pagoda joint) with 12mm outer diameter
Releasing valve	Φ35 flange port×2pcs, glass + PTFE valve, releasing valve (pagoda joint) with 12mm outer diameter
Material discharging valve	Φ50 flange port, side discharging valve (pagoda joint) with 20mm outer diameter, 300mm from the ground
Vacuum nozzle	Φ60 flanged glass nozzle （pagoda joint)with 10mm outer diameter
In and out circulating nozzle of condenser coil	Pagoda joint with 16mm outer diameter
Bath Size/weight	Φ550×320H(mm) about 76L
Sizes(W×D×H)(mm)	1390×700×2300
Shipping size(W×D×H)(mm)	980×520×1190mm wooden package
N.W./G.W. (kg)	97/142

BAWEIMEDICAL EQUIPMENT

Rotary Evaporator

Rotary Evaporator



Advantage

1.Large LCD digital display with heating temperature, rotation speed, clockwise & anticlockwise and time information

2.One-click automatic motor lifting (stroke 180mm), smooth and silent

3.Water/ oil heating bath with wide temperature range from RT to 180 °C

4.Speed range from 10 to 150rpm, and interval operation in clockwise and anticlockwise directions for drying process

5.Two-section vertical triple coil condensing tube with large area and strong evaporation capacity ensuring high-efficiency sample recovery

6.The connector device allows for easy and quick installation of the evaporating flask.

7.PTFE double sealing ring with excellent sealing performance

8.Switch valve for continuous collection without compromising the system vacuum and solvent distillation

Specification

Model		RE-200P
Performance	Temperature range	Room temp. -180℃ (both water and oil)
	Control accuracy	Water: ±1℃ Oil: ±3℃
	Rotation speed	10rpm~150rpm
	Evaporation capacity	Max. 4.0L/h (water vapor volume)
	Ultimate vacuum	< 2.6 hPa
Function	Temperature control method	Micro processer PID control
	Display	LCD (temperature/speed/clockwise and Anti-clockwise/time)
	Stroke displacement	Automatic 180mm
	Safely features	Motor over-current protection, Residual Current Device, lifting overload protection, Boil-dry protection, over-temperature protection
Constitute	Sample flask	Round flask 20L
	Receiving flask	Round flask 10L with drain value
	Condenser	Two-section vertical triple serpentine condenser, cooling surface 1.2m²
Specifications	Heating bath size	Φ450mm×240mm
	Takeover caliber	Cooling/suction nozzle outer diameter 16mm, vacuum pump nozzle outer diameter 16mm
Power supply		220V,50Hz/60Hz
Size (D×W×H)		1130×600×1200
Shipping size(W×D×H)(mm)		1160×770×1800
G.W. (kg)		180

Chemical Resistant Vacuum Pump



Advantage

1.Maximum Vacuum: 13mbar

2.Work Mode: Continuous Operation

3.Nozzle Size: 8mm, Power: 95W

4.Motor Speed: 1450rpm

5.Flow Rate:

6.mbar 1000 | 880 | 750 | 600 | 480 | 280

7.L/min 25 | 22 | 20 | 12 | 7.5 | 5

8.Noise: 50dB

Specification

Model	VP-410	
Power	115V/ 60Hz	220V/ 50Hz
Max. power (W)	90	95
Max. current (A)	1.4	0.5
Max. vacuum (mbar)	13	
Max. Flow Rate(L/min)	25	25
Motor Speed (rpm)	1700	1450
Work Mode	Double	
Outlet (mm)	10	
Noise Level (dB)	50	
Order No.	169410	
Sizes(W×D×H)(mm)	460×360×260	
Shipping size(W×D×H)(mm)	470×310×300	
N.W./G.W. (kg)	8/9	

Rotary Evaporator



RE-201
RE-301
RE-501



RE-1000
RE-2000
RE-5000

Advantage

1.Electronic stepless speed controll

2.explosion-proof function is optional

Specification

Model	RE-201	RE-301	RE-501	RE-1000	RE-2000	RE-5000
Rotary Bottle	1L 24#(standard mouth)	3L(flange φ50)	5L(flangeφ50)	10 L(flange φ95)	20L(flange φ95)	50L(flange φ125)
Collecting Bottle	1L 35# (ball mill mouth)	2L 35#(ball mill mouth)	3L 35# (ball mill mouth)	5L (flange φ60-50)	10L (flange φ60)	20L (flange φ60-50)
Condenser	Vertical φ85×430mm,35#(ball mill mouth)	Vertical φ100×530mm	Vertical φ100×530mm	Vertical three backflow φ120×620mm(-main),φ135×475mm(SUB)	Vertical three backflow φ130×700mm(-main),φ160×530mm(SUB)	Vertical three backflow φ160×835mm(-main),φ160×530mm(SUB)
Charging Valve	19#(standard size)			34#(standard size)		40#(standard size)
Rotary Speed	0-120rpm			0-110 rpm		
Vacuum	0.098 Mpa					
Temp. Range	RT~400℃					
Temp. Accuracy	±1℃					
Stroke Height	120mm			180mm		
Rotary Power	40W			120W		180W
Heating Power	1.5KW	2KW		3KW	5KW	8KW
Shelf Material	Stainless steel			Coating anticorrosive		
Plate size	280×330mm	350×330mm		534×504mm	474×474mm	550×320mm
Power Supply	AC220V±10%,50/60Hz;110V,60Hz				AC220V±10%,50/60Hz	AC220V±10%,50/60Hz
Standard Accessory	1L Rotary bottle×1,1L Collecting bottle×1	3L Rotary bottle×1,2L Collecting bottle×1	5L Rotary bottle×1,3L Collecting bottle×1	10L Rotary bottle×1,5L Collecting bottle×1	20L Rotary bottle×1,10L Collecting bottle×1	50L Rotary bottle×1,20L Collecting bottle×1
Optional Accessory	Transparent bath cover, Explosion-proof transducer	Explosion-proof transducer, Explosion-proof motor EX40W		Explosion-proof transducer, Double collection bottle,Auto-lifting, Explosion-proof motor EX120W		
	Vacuum pump, Recirculating chiller					
Chamber Material	SS 245×140mm	SS 265×160mm	SS 280×170mm	SS 350×220mm	SS 450×260mm	SS 550×320mm
Sizes(W×D×H)(mm)	700×320×785	740×330×970	760×320×1030	930×560×1900	1150×600×2150	1300×730×2300
Shipping size(W×D×H)(mm)	600×470×480	1000×630×480		1330×790×760	1370×700×730;690×690×800	1450×830×730;840×740×920
N.W./G.W. (kg)	17/22	24/40	25/42	99/110	120/140	170/190
Supporting products	RE-201+Water Circulating Vacuum Pump(VP-DIII)+Low temperature cooling liquid circulator(LTC-20I)	RE-301/501+Water Circulating Vacuum Pump(VP-DIII)+Low temperature cooling liquid circulator(LTC-20)		RE-1000/2000+Water Circulating Vacuum Pump(VP-95B)+Low temperature cooling liquid circulator(LTC-40)		RE-5000+Water Circulating Vacuum Pump(VP-95B)

Rotary Evaporator



Advantage

1.Electronic stepless speed controll

2.explosion-proof function is optional

Specification

Model	RE-50A	RE-50C	RE-5300
Rotary Bottle	1 L 24#(standard size)		
Collecting Bottle	0.5 L 24#(standard size)		
Condenser	Vertical φ85×450mm, 29#(standard size)		
Charging Valve	19#(standard size)		
Rotating Speed	0~120 rpm		
Vacuum	-0.098 Mpa		
Temp. Range	RT~99 ℃		
Temp. Accuracy	±1℃		
Stroke Height	150 mm		
Rotating Power	30W		
Heating Power	1KW		
Chamber Material	SS φ220×120mm		SS φ245×140mm
Shelf Material	Powder coating anticorrosive		
Power Supply	AC220V±10%,50/60Hz;110V,60Hz		
Standard Accessory	1000ml rotary bottle×1, 500ml recycling bottle×1		
Optional Accessory	RT~400℃ Oil bath, Transparent bath cover, Vacuum pump, Recirculating chiller		
Sizes(W×D×H)(mm)	650×440×1000mm		650×440×1010mm
Shipping size(W×D×H)(mm)	610×470×480mm		
N.W./G.W. (kg)	15/20	16/21	16/21
Supporting products	RE-50A/50C/5300+Water Circulating Vacuum Pump(VP-DIII)+Low temperature cooling liquid circulator(LTC-20I)		

Water Circulating Vacuum Pump



Application

Water circulating vacuum pump takes circulating water as working fluid to create negative pressure by fluid jet. It can provide negative pressure condition for the processes of evaporation, distillation, crystallization, drying, sublimation, pressure-reducing filtration and so on, particularly be suitable for labs and small scale test of industries such as universities and colleges, scientific research institutes, chemical industry, pharmacy, biochemistry, foodstuff, pesticide, agricultural engineering, biological engineering.

Advantage

Spray Paint Teflon (PTFE) plus FV Rubber on the ejector and suction nozzle. Hose is made of fluorine rubber.

Better corrosion resistance and more reliability and longer service life.

Specification

Model	VP-DIII	VP-95B
Speed of Evacuation	10L/min	
Pump Head	4	5
Vacuum	-0.098 Mpa	\
Pump Flow	40L/min	80L/min
Pump Lift	12m	
Material	Anti-corrosion	Anti-corrosion or Stainless Steel
Power(W)	370	
Capacity(L)	15	50
Power Supply	AC220/110V±10%,50/60Hz	
Sizes(W×D×H)(mm)	400×280×420	450×340×840
Shipping size(W×D×H)(mm)	435×340×500	520×430×900
N.W./G.W. (kg)	12/18	30/37

Rotary Evaporator



Application

RE-2000 series motor features a seamless 0-180RPM speed control and automatic lifting capability. Crafted from sleek and secure aluminum alloy, the main body exudes both aesthetics and safety. Its rotating mechanism integrates dependable micro motors, velocity regulators, and advanced circuit controls. Enabled by electronic speed regulation, it maintains steady rotation within the 0-180RPM spectrum.

Advantage

1.Built-in vacuum controller, High vacuum performance.

2.PTFE sealing.

3.Adjust the ascending or descending of rotary flask automatically.

4.Digital display and control.

5.Easy assembling design: To be assembled within 30 minutes.

6.Double layer cooling coils for improved condenser performance.

7.High quality borosilicate glass 3.3 with excellent physical and chemical properties.

8.Cost-saving modular design and can be customized by clients' requirements.

Specification

Model	RE-A2000	RE-B2000	RE-C2000
Glass material	GG-17		
Stent material	Aluminium alloy		
Bath material	Teflon composite pot, fully enclosed heating		
Rotary flask volume	0.5-2L 24# standard mouth		
Collecting flask volume	1L 35# ball mill mouth		
Rotary power	40W		
Rotary speed	0-180rpm		
Heating power	1.5 kW		
Temperature control of bath	Room Temperature~99		
Temperature precision	±1℃		
Elevating power	15W		
Elevating stroke	120 mm		
Voltage/frequency	220V/50Hz		
Sizes(W×D×H)(mm)	660×420×670		
Shipping size(W×D×H)(mm)	630×620×540		
N.W./G.W. (kg)	23/26		
Supporting products	RE-A2000/B2000/C2000+Water Circulating Vacuum Pump VP-IIIA+Low Temperature Circulator LTC-10		

Rotary Evaporator

Rotary Evaporator



Advantage

1.PTFE sealing.

2.Adjust the ascending or descending of rotary flask automatically.

3.Digital display and control.

4.Easy assembling design: To be assembled within 30 minutes.

5.Double layer cooling coils for improved condenser performance.

6.High quality borosilicate glass 3.3 with excellent physical and chemical properties.

7.Cost-saving modular design and can be customized by clients' requirements.

Specification

Model	RE-A3000	RE-B3000	RE-C3000
Glass material	GG-17		
Stent material	Aluminium alloy		
Bath material	Teflon composite pot, fully enclosed heating, 250mm×130mm		
Rotary flask volume	3L, standard mouth		
Collecting flask volume	2L, ball mill mouth		
Rotary power	40W		
Rotary speed	0~180rpm		
Heating power	1.5 kW		
Temperature control of bath	Room temperature~99℃		
Temperature precision	±1℃		
Elevating power	15W		
Elevating stroke	120 mm		
Voltage/Frequency	220V/50Hz		
Sizes(W×D×H)(mm)	660×420×670		
Shipping size(W×D×H)(mm)	630×560×540		
N.W./G.W. (kg)	25/30		
Supporting products	RE-A3000/B3000/C3000+Water Circulating Vacuum Pump VP-IIIA+Low Temperature Circulator LTC-10		

BAWERS MEDICAL EQUIPMENT

Hotplate Magnetic Stirrer

Advantage

- Digital control,High-resolution LCD display.
- The external temperature control with an accuracy of ± 0.2℃ can be achieved by connecting a temperature sensor (PT1000).
- Brushless DC motor enables more powerful speed control.
- Three heating modes:Fast heating, standard heating and stable heating.
- RS232 interface:Remote PC control and data transmission.



Specification

Model	HMS-PA
Work plate size	φ135 mm (5 inch)
Work plate material	Aluminum
Motor type	Brushless DC motor
Heating temperature range	Room temp.-340℃,
increment	1℃
Temperature display accuracy	±0.1℃
Speed range	100-1500rpm resolution±1rpm
Max. stirring quantity (H2O)	20L
Speed display	LCD
Temperature display	LCD
Max. magnetic bar (length)	80mm
Temperature control accuracy	±1°C(<100℃) ±1%(>100℃)
External temperature sensor	PT1000 (accuracy ±0.2℃)
Permissible ambient temperature and humidity	5-40℃； 80%RH
Over temperature protection	420℃
“Hot” warning	50℃
Data connector	RS232
Protection class	IP21
Heating power	600w
Power	650w
Motor rating input	18w
Motor rating output	10w
Power supply	100~120/200-240V 50/60Hz
External Size (W×D×H)(mm)	280×160×100
Shipping Size (W×D×H)(mm)	470×250×240
N.W./G.W. (kg)	2.8/4

Hotplate Magnetic Stirrer

Hotplate Magnetic Stirrer

Advantage

- Maintenance free brushless DC motor.
- Max. temperature to 340°C.
- Stirring speed up to 1500 rpm.
- Overheating protection.



Specification

Model	HMS-S
Work plate size	φ135mm(5 inch)
Work plate material	stainless steel cover with ceramic
Motor type	Brushless DC motor
Stirring positions	1
Max. stirring quantity (H2O)	20L
Max. magnetic bar (length)	80mm
Speed range	0-1500rpm
	resolution±1rpm
Speed display	Scale
Temperature display	Scale
Heating temperature range	Room temp.-340°C
Temperature control accuracy	–
Over temperature protection	420°C
Temperature display accuracy	±0.5°C
External temperature sensor	–
Hot warning	–
Timer function	–
Data connector	–
Protection class	IP42
Motor rating input	18W
Motor rating output	10W
Power	530W
Heating output	500W
Permissible ambient temperature and humidity	5-40°C, 80%RH
Power supply	100-120/200-240V 50/60Hz
External Size (W×D×H)(mm)	160×280×85
Shipping Size (W×D×H)(mm)	470×250×240
N.W./G.W. (kg)	2.8/3.5

Hotplate Magnetic Stirrer

HMS-2, HMS-3

Advantage

- Speed Range is 100~2000rpm.
- Max.Temp up to 380℃.
- Realize stepless adjustment of heating power and stirring speed.



HMS-2



HMS-3

Specification

Model		HMS-2	HMS-3
Function	Max.Volume (ml)	2000	5000
	Speed (r.p.m)	100~2000	100~2000
	Working time	Continuous	Continuous
	Minimum revolution (r.p.m)	100	100
	Max.Temp.(℃)	380	380
Structure	Exterior	Cast aluminium, Surface spraying	Cast aluminium, Surface spraying
	Plate size(mm)	120×120	170×170
	Driving mode	Motor	Motor
	Motor power (W)	10	20
	Heating Power (KW)	0.18	0.5
	Stir bar	PTFE	PTFE
Controller	Continuous operation	Yes	Yes
	Setting mode	Scale	Scale
	Speed display mode	Scale	Scale
	Timer	No	No
	Operation function	No	No
	Temp. Sensor	No	No
Specification	Plate size （mm）	120×120	170×170
	Plate load	3KG	10KG
	Power supply	220/110V, 50/60Hz	220/110V, 50/60Hz
	External Size (W×D×H)(mm)	200×120×90	265×185×190
	Shipping Size (W×D×H)(mm)	250×180×120	280×210×220
	N.W./G.W. (kg)	1.9/3	2.2/3.4

BAWEPS MEDICAL EQUIPMENT

Hotplate Magnetic Stirrer

HMS-4, HMS-4C, HMS-4CI

Hotplate Magnetic Stirrer

Advantage

- Speed Range is 200~2000rpm.
- Max. Volume up to 5000ML.
- Setting temperature precise-ly.And stirring speed stepless adjustable.



HMS-4



HMS-4C



HMS-4CI

Specification

Model		HMS-4	HMS-4C	HMS-4CI
Function	Max. Volume (ml)	5000	5000	5000
	Speed (r.p.m)	200~2000	200~2000	200~2000
	Working time	Continuous	Continuous	Continuous
	Minimum revolution (r.p.m)	200	200	200
	Max. Temp (℃)	380	350	350
Structure	Exterior	Iron plate welding, surface spraying		
	Heating plate	Ceramic Coated	Ceramic Coated	Ceramic Coated
	Driving mode	Motor	Motor	Motor
	Motor power (W)	20	20	20
	Heating power (KW)	0.6	0.6	0.6
	Stir bar	PTFE	PTFE	PTFE
Controller	Continuous operation	yes	yes	yes
	Setting mode	Scale	Digital	Scale
	Speed display mode	Scale	Digital	Scale
	Timer	no	no	yes
	Operation function	no	no	yes
	Sensor	no	PT100	no
Specification	Plate size (mm)	190×190	190×190	190×190
	Plate load	10KG	10KG	10KG
	Power supply	220/110V, 50/60Hz	220/110V,50/60Hz	220/110V,50/60Hz
	External Size (W×D×H)(mm)	320×190×125	320×190×125	320×190×125
	Shipping Size (W×D×H)(mm)	400×240×220	390×240×230	390×240×230
	N.W./G.W. (kg)	5/6	5/6	5/6

Hotplate Magnetic Stirrer

Advantage

- Digital control,LED display.
- Max.speed up to 1500rpm.
- Max.temperature up to 280°C.
- Stainless steel work plate with ceramic coating provides good chemical resistant performance.
- The external temperature control with an accuracy of ± 0.5 ° C can be achieved by connecting a temperature sensor (PT1000).
- High temperature alarm,"HOT" warning flashes when the working board temperature is above 50 ℃.



Specification

Model	HMS-280-Pro
Work plate size	φ135mm (5 inch)
Work plate material	Stainless steel cover with ceramic
Motor type	Brushless DC motor
Stirring positions	1
Max. stirring quantity	3L
Max. magnetic bar(length)	50mm
Speed range	200-1500rpm
Speed display	LED
Temperature display	LED
Speed display resolution	±1rpm
Heating temperature range	Room temp.-280, increment 1°C
Control accuracy of work plate	±1°C(<100°C) ±1%(>100°C)
Overheating protection	320°C
Permissible ambient temperature and humidity	5-40°C, 80%RH
Temperature display accuracy	±1°C
External temperature sensor	PT1000 (accuracy ±0.5°C)
“Hot” warning	50°C
Protection class	IP21
Motor rating input	5W
Motor rating output	3W
Power	515W
Heating output	500W
Power supply	100-120/200-240V 50/60Hz
External Size (W×D×H)(mm)	260×150×100
Shipping Size (W×D×H)(mm)	300×240×220
N.W./G.W. (kg)	1.8/3

Hotplate Magnetic Stirrer

Hotplate Magnetic Stirrer

Advantage

- Maintenance-free explosion-proof DC brushless motor.
- Digital control,High-resolution LCD display.
- High temperature alarm,"HOT" warning flashes when the working board temperature is above 50 ℃.
- With temperature sensor (PT1000) to achieve the external temperature control.
- Stainless steel work plate with a ceramic coating provides good chemical-resistant performance.
- Remote function provides PC control and data transmission.



Specification

Model	HMS-PT
Work plate size	φ135mm(5 inch)
Work plate material	stainless steel cover with ceramic
Motor type	Brushless DC motor
Stirring positions	1
Max. stirring quantity (H2O)	20L
Max. magnetic bar (length)	80mm
Speed range	100-1500rpm / resolution±1rpm
Speed display	LCD
Temperature display	LCD
Heating temperature range	Room temp.-340°C, increment 1°C
Temperature control accuracy	±1°C(<100°C) / ±1%(>100°C)
Permissible ambient temperature and humidity	5-40°C, 80%RH
Over temperature protection	420°C
Temperature display accuracy	±0.1°C
External temperature sensor	PT1000 (accuracy ±0.2)
“Hot” warning	50°C
Timer function	1min~99h59min
Data connector	RS232
Protection class	IP42
Motor rating input	18W
Motor rating output	10W
Power	550W
Heating output	500W
Power supply	100-120/200-240V 50/60Hz
External Size (W×D×H)(mm)	280×160×85
Shipping Size (W×D×H)(mm)	470×250×240
N.W./G.W. (kg)	2.8/4

Hotplate Magnetic Stirrer

Advantage

●Speed and temperature are easily adjusted with two rotary knobs.

●Remote function:PC control and data transmission.



Specification

Model	HMS7-550-P
Work plate size (W x D)	184x184mm (7 inch)
Work plate material	Glass ceramic
Motor type	Brushless DC motor
Stirring positions	1
Max. stirring quantity, (H2O)	20L
Max. magnetic bar (length)	80mm
Speed range	100-1500rpm resolution ±1rpm
Speed display	LCD
Temperature display	LCD
Heating temperature range	Room Temp.-550°C, increment 1°C
Temperature control accuracy	±1°C(<100°C) ±1%(>100°C)
Overheating protection	580°C
Temperature display accuracy	±0.1°C
External temperature sensor	PT1000 (accuracy ±0.2)
“Hot” warning	50°C
Data connector	RS232
Protection class	IP21
Motor rating input	18W
Motor rating output	10W
Power	1050W
Heating output	1000W
Permissible ambient temperature and humidity	5-40°C, 80%RH
Power supply	100-120/200-240V 50/60Hz
External Size (W×D×H)(mm)	360x215x112
Shipping Size (W×D×H)(mm)	490x350x260
N.W./G.W. (kg)	5.3/6.5

Hotplate Magnetic Stirrer

Hotplate Magnetic Stirrer

Advantage

●Digital speed controlling,LCD display.

●The external temperature control with an accuracy of ± 0.2 ℃ can be achieved by connecting a temperature sensor (PT1000).

●High temperature alarm,"HOT" warning flashes when the working board temperature is above 50 ℃.



Specification

Model	HMS7-550-S
Work plate size (W x D)	184x184mm (7 inch)
Work plate material	Glass ceramic
Motor type	Shaded pole motor
Stirring positions	1
Max. stirring quantity, (H2O)	10L
Max. magnetic bar (length)	80mm
Speed range	0-1500rpm
Speed display	Scale
Temperature display	LED
Heating temperature range	Room temp.-550°C, increment 5°C
Temperature control accuracy	±10°C
Overheating protection	580°C
Temperature display accuracy	±1°C
External temperature sensor	PT1000 (accuracy ±0.2)
“Hot” warning	50°C
Data connector	–
Protection class	IP21
Motor rating input	15W
Motor rating output	1.5W
Power	1030W
Heating output	1000W
Permissible ambient temperature and humidity	5-40°C, 80%RH
Power supply	100-120/200-240V 50/60Hz
External Size (W×D×H)(mm)	360x215x112
Shipping Size (W×D×H)(mm)	490x350x260
N.W./G.W. (kg)	4.5/6.5

Multi-position Magnetic Stirrer

Advantage



- Realize independent stirring or heating.
- PID controller and brushless DC motor realize precise control of stirring speed.
- Real-time feedback of actual temperature and speed through LCD display.
- Max. temperature up to 340℃.
- The external temperature control with an accuracy of ± 0.2 ℃ can be achieved by connecting a temperature sensor (PT1000).

Specification

Model	MMS-H4
Work plate size	Φ135mm（5 inch）
Plate material	Stainless steel with ceramic coating
Motor type	Brushless DC motor
Stirring positions	4
Max. stirring quantity of single position (H2O)	10L
Max. magnetic bar	40mm
Speed range	200-1500rpm
Speed display	LCD
Temperature display	LCD
Control accuracy of sensor	±20rpm
Temperature range	25-340℃
Over temperature protection	420℃
Temperature display accuracy	±0.1℃
Permissible ambient temperature and humidity	5～40℃,80%RH
External temp. sensor	PT1000（Accuracy±0.2℃）
IP Protection class	IP21
Motor rating input	1.8W×4
Power	515W×4
Heating Power	500W×4
Power supply	100-120V,60Hz; 200-240V,50 Hz
External Size (W×D×H)(mm)	698x270x128mm
Shipping Size (W×D×H)(mm)	825x400x260
N.W./G.W. (kg)	10/12

Multi-position Magnetic Stirrer

Multi-position Magnetic Stirrer



Advantage

- Digital display:read the temperature more clearly.
- Aluminum work plate,heating evenly.
- Stirring speed can be adjusted steplessly, and the conversion is smooth and fast.

Specification

Model		MMS-6	MMS-7
Function	Max. Volume (ml)	1000mlx4	3000mlx4
	Speed (r.p.m)	100～2000	
	Working time	Continuous	
	Minimum revolution	100	
Structure	Exterior	Cold plate spraying, stainless steel plate	
	Driving mode	Motor	
	Motor power	0.01kW	0.02kW
Controller	Continuous operation	Yes	
	Setting mode	Scale	
	Speed display mode	Scale	
	Timer	No	
	Operation function	No	
Specification	Plate size (mm)	300x250	400x300
	Plate load	5KG	20KG
	Power supply	220/110V,50/60Hz	
	External Size (W×D×H)(mm)	300x270x80	400x320x120
	Shipping Size (W×D×H)(mm)	340x310x110	440x360x150
	N.W./G.W. (kg)	3/3.6	6/7

Multi-position Magnetic Stirrer

Advantage

- Max. Speed up to 1100rpm.
- Stainless steel work board covered with non-slip silicone mat.
- Maintenance-free brushless DC motor.



Specification

Model	MMS-M10
Work plate size (W×H)	180×450 mm
Work plate material	Stainless steel with silicone coating
Motor type	Brushless DC motor
Stirring positions	10
Max. stirring quantity (H2O)	0.4L×10
Max. magnetic bar (length)	40mm
Speed range	0-1100rpm
Speed display	Scale
Protection class	IP21
Motor input power	12W
Motor output power	4W
Power	20W
Permissible ambient temperature and humidity	5-40℃, 80%RH
Power supply	100-120/200-240V, 50/60Hz
External Size (W×D×H)(mm)	622×205×65
Shipping Size (W×D×H)(mm)	690×410×260
N.W./G.W. (kg)	3.2/7.5

Multi-position Magnetic Stirrer

Multi-position Magnetic Stirrer

Advantage

- Maintenance-free brushless DC motor.
- Speed range can be adjusted from 0-1200rpm.
- Temperature Range covers Room temp.-120°C.
- Stainless steel work board covered with non-slip silicone mat.



Specification

Model	MMS-H10
Work plate size (W x D)	180x450mm
Work plate material	Stainless steel with silicone
Motor type	Brushless DC motor
Stirring positions	10
Max. stirring quantity	0.4Lx10
Max. magnetic bar (length)	40mm
Speed range	0-1100rpm
Speed display	scale
Temperature display	scale
Heating temperature range	Room temp.-120℃
Overheating protection	140℃
Protection class	IP42
Motor rating input	12W
Motor rating output	4W
Power	490W
Heating output	470W
Permissible ambient temperature and humidity	5-40°C, 80%RH
Power supply	100-120/200-240V 50/60Hz
External Size (W×D×H)(mm)	622×182×65
Shipping Size (W×D×H)(mm)	690×410×260
N.W./G.W. (kg)	3.2/7.5

BAWERS MEDICAL EQUIPMENT

Magnetic Stirrer

CE



MS-2B



MS-3B



MS-4B

Specification

Model		MS-2B	MS-3B	MS-4B
Function	Max.Volume (ml)	2000	5000	5000
	Speed (r.p.m)	100~2000	100~2000	200~2000
	Working time	Continuous	Continuous	Continuous
	Minimum revolution (r.p.m)	100	100	200
Structure	Exterior	Cast aluminium, Surface spraying		Iron plate welding, surface spraying
	Heating Plate	Cast aluminium		Ceramic Coated
	Driving mode	Motor		
	Motor power (W)	10	20	20
	Stir bar	PTFE		
Controller	Continuous operation	Yes		
	Setting mode	Scale		
	Speed display mode	Scale		
	Timer	No		
	Operation function	No		
	Temp. Sensor	No		
Specification	Plate size (mm)	120×120	170×170	190X190
	Plate load	3KG	10KG	10KG
	Power supply	220/110V,50/60Hz		
	External Size (W×D×H)(mm)	200×120×90	265×185×190	320×190×125
	Shipping Size (W×D×H)(mm)	250×180×120	280×210×220	390×240×230
	N.W./G.W. (kg)	1.9/3	2.2/3.4	5/6

Mini Magnetic Stirrer

CE



MS-M2



MS-M3

Specification

Model		MS-M2	MS-M3
Mode		With light	Without light
Function	Max. Volume (ml)	1000	1000
	Speed (r.p.m)	100～500 or 100～2000	100～500 or 100～2000
	Working time	Continuous	Continuous
	Minimum revolution (r.p.m)	100	100
Structure	Exterior	Plastic	Plastic
	Plate size	120mm	120mm
	Driving mode	Motor	Motor
	Motor power	0.01kW	0.01kW
Controller	Continuous operation	Yes	Yes
	Setting mode	Scale	Scale
	Speed display mode	Scale	Scale
	Timer	No	No
	Operation function	No	No
	Speed &Temp.Sensor	No	No
Specification	Plate size (mm)	φ128	φ128
	Power supply	100V~240V,50/60Hz	100V~240V,50/60Hz
	External Size (W×D×H)(mm)	φ138x60	φ138x60
	Shipping Size (W×D×H)(mm)	210x170x88	210x170x88
	N.W./G.W. (kg)	0.6/0.7	0.6/0.7

Magnetic Stirrer



MS-A



MS-B

Advantage

MS-A

- Digital control,LED display
- Max speed is 1500rpm.
- Stirring quantity of H2O at 3L.
- Nylon + GF shell provides good chemical resistance.

MS-B

- Max speed is 1500rpm.
- Stirring quantity of H2O at 3L.
- Nylon + GF shell provides good chemical resistance.

Specification

Model	MS-A	MS-B
Work plate size	φ 135mm (5 inch)	φ 135mm (5 inch)
Work plate material	Nylon+GF	Nylon+GF
Motor type	Brushless DC motor	Brushless DC motor
Stirring positions	1	1
Max. stirring quantity [H2O]	3L	3L
Max. magnetic bar [length]	50mm	50mm
Speed range	0-1500rpm	0-1500rpm
Speed display	LED	Scale
Protection class	IP42	IP42
Motor input power	5W	5W
Motor output power	3W	3W
Power	15W	10W
Power supply	100-120/200-240V, 50/60Hz	
Permissible ambient temperature and humidity	10-40℃, 80%RH	10-40℃, 80%RH
External Size (W×D×H)(mm)	260×150×80	260×150×80
Shipping Size (W×D×H)(mm)	300×240×220	300×240×220
N.W./G.W. (kg)	1.8/3	1.8/3

Magnetic Stirrer



MS-S



MS-P6



MS-S7

Advantage

MS-S

- Maintenance free brushless DC motor.
- The stainless steel work plate which coverd ceramic material, which has good chemical resistance.

MS-P6

- Ceramic work plate provides excellent chemical resistant performance.

MS-S7

- High resolution LCD displays actual speed.
- Brushless DC motor is maintenance free
- Aluminum cover with ceramic work plate provides good chemical resistant performance.

Specification

Model	MS-S	MS-P6	MS-S7
Work plate size	φ 135mm (5 inch)	140 ×140mm	184×184mm (7 inch)
Work plate material	Stainless steel cover with ceramic	Aluminum cover with ceramic	Glass ceramic
Motor type	Brushless DC motor	Brushless DC motor	Shaded pole motor
Stirring positions	1	1	1
Max. stirring quantity (H2O)	20L	5L	10L
Max. magnetic bar (length)	80mm	40mm	80mm
Speed range	0-1500rpm	200-1500rpm	0-1500rpm
Speed display	Scale	LCD	Scale
Protection class	IP42	IP21	IP21
Motor input power	18W	2.4W	15W
Motor output power	10W	1.8W	1.5W
Power	30W	10W	30W
Power supply	100-240V, 50/60Hz	100-240V, 50/60Hz	100-120/200-240V, 50/60Hz
Permissible ambient temperature and humidity	5-40℃, 80%RH	5-40℃, 80%RH	5-40℃, 80%RH
External Size (W×D×H)(mm)	280×160×85	320×180×108	360×215×112
Shipping Size (W×D×H)(mm)	470×250×240	470×250×240	490×350×260
N.W./G.W. (kg)	2.8/3.5	2.2/4	3.8/6.5

Thermostatic Shaking Water Bath SK Serise





Advantage

1. Microprocessor controller with LED display, high precision of controlling temperature.

2. High-precision temperature control. resume operation automatically if power off une×pected.

3. High-precision speed control: PID feedback control, motor speed stable and accurate. the precision ±1 rpm slow start design, automatically locked after speed out of control, adjustable start speed prevent splashing of shaking bottle liquid.

4. Tube rack and water bath flask seat for standard configuration, with function of water bath.

5. Advanced multipurpose stainless steel spring clip.

Specification

Model	SK-WB28	SK-WB33	SK-WB33I
Temp. Range	RT~100℃		RT~99.9℃
Oscillation Amplitude	24mm	30mm	20mm
Rotary Speed	50~220rmp	60~280rmp	50~280rmp
Shaking Mode	Rotation osillation & reciprocating, continuous	Rotation oscillation, continuous	Reciprocating, continuous
Timing	0~120min		
Power Supply	AC220/110V;50/60Hz		
Power(W)	1550	1500	
Chamber Size (W×D×H)(mm)	490×400×150	490×400×180	
External Size(W×D×H)(mm)	730×480×520		
Shipping Size(W×D×H)(mm)	820×610×600	820×610×580	
N.W./G.W. (kg)	45/54	41/50	41/50

Thermostatic Shaking Water Bath



SK-WB12



SK-WB24



SK-WB48





Specification

Model	SK-WB12	SK-WB24	SK-WB48
Control mode	P. I. D (Microcomputer scans the micro-processing chip)		
Display mode	LCD (large liquid crystal screen)		
Oscillation mode	Repeated		
Drive mode	Track drive by single shaft		
Ambient temperature requirement(℃)	15-35		
Curve program settings	Programing settings of repetition, steps and eight-section curves		
Safety functions	Audio and light alarm for temperatures above or below the upper or lower limit; alarm for speeds above or below the upper or lower limit; sensor fault identification, stand-alone over-temperature protector,		
Additional functions	stand-alone leakage or over-current protection and refrigerator overload protection. Speed storage, automatic stop, temperature and speed correction, monitoring timer, clock display, startup after power again, parameter memory, parameter encryption, one-touch factory reset		
Temperature controlrange(℃)	Room temperature -100		
Accuracy of temperature(℃)	±0.1 (at constant temperature)		
Temperature uniformity(℃)	±0.2		
Speed range(r/min)	20-200		
Speed accuracy(r/min)	±1		
Amplitude of rocking plate(mm)	25		
Timing range(min)	0-999.59		
Size of rocking plate/ mm	430×320 590×390 780×586		
Number of rocking plates	1		
Max Capacity	250ml×12 or 500ml×8 or 1000ml×6	250ml×24 or 500ml×15 or 1000ml×8	250ml×48 or 500ml×30 or 1000ml×20
Capacity(L)	46	82	170
Power(W)	2200	2200	4000
Power supply	AC 200~240V 50∽60Hz		
Material of chamber	316 stainless steel (with strong acid and alkali resistance and better corrosion resistance)		
Material of outer box	High-quality nodular cast iron, channel steel, angle steel, medium plates and cold rolled steel sheets		
Chamber Size(mm)	510×380×240	700×455×260	940×660×275
External Sizes(W×D×H)(mm)	760×420×370	945×495×408	1240×700×760
Shipping Size(W×D×H)(mm)	910×650×550	1100×710×570	1370×850×1020
N.W./G.W. (kg)	56/65	68/120	133/180

Transparent Water Bath

Application

Transparent water bath is made of transparent polycarbonate material, easy to use, and widely used in applications such as sample temperature control, analysis, material testing, and food inspection. It has high temperature stability and features over-temperature protection and low liquid level protection functions. Powerful pressure pumps and circulation pumps ensure uniform temperature inside the bath, optimize external circulation, and can also use a pump combiner (accessory) to control the external circulation temperature. The provided product accessories include test glass inserts, adjustable platforms, bath covers, hoses, heat transfer oil, and various adapters.



Advantage:

1.The PID intelligent system ensures efficient heating and stable equipment operation.

2.The internal circulation system ensures uniform and constant temperature.

3.The large-screen digital display shows temperature measurement values and set temperatures, providing high accuracy and convenient operation.

4.The desktop structure features a small overall size.

5.Transparent water bath has three transparent sides, allowing observation of the color, flow, and chemical reaction status of the medium inside the bath.

6.The high-precision constant temperature oil bath is suitable for electronic testing, chemical reactions, high-temperature distillation, and the semiconductor industry.

Specification

Model	TWB-16
Constant Temperature Mode	Circulating convection transfer
Temperature Range(℃)	RT+5~100℃
Display Resolution(℃)	0.1℃
Temperature Control Accuracy(℃)	±0.1℃
Temperature Stability(at 37℃)	±0.2℃
Temperature Control	PID
Temperature Setting	touch button
Temperature Display	LED display
Heating Method	O-type heater
Liquid Storage Capacity	16L
Maximum Flow Rate	14L/min
Maximum Range Value	12M
Opening size(W×D×H)(mm)	250x250x150
Bath size(W×D×H)(mm)	420x260x150
Overall Dimensions(W×D×H)(mm)	440x300x350
Shipping size(W×D×H)(mm)	520x380x400
N.W./G.W. (kg)	11/15

Refrigerated and Heating Circulator



Refrigerated and Heating Circulator can be widely used in oil, physical, chemical, pharmaceutical, environmental protection and other fields of science, precision temperature control equipment.

Application:Experiment that need heating and cooling,Fermentation Tank, Polarimeter, Refractometer, Spectrophotometer, Electrophoresis System, Chromatographic Column, Viscometer, Rotation Evaporation Instrument, Rheometer.

Advantage

1. Convenience function: Parameters memory function, temperature correction.

2. ECO-refrigerant and high quality compressor guarantee the cooling system eco-friendly and powerful.

3. Low Noise design: use high quality compressor and mute pump.

4. Robust water tank: ultra-slushing and rust-proof.

5. Bright LCD temperature display.

6. Compact design, removable venting grid for convenient cleaning to maintain cooling performance and drain off water.

Specification

Model	RHC-65L	RHC-65H	RHC-620L	RHC-620H
Working temperature range	-5 °C ~ 100 °C	-5 °C ~ 200 °C	-20 °C ~ 100 °C	-20 °C ~ 200 °C
Temperature control	Fuzzy PID			
Temperature stability	±0.03 °C			
Temperature sensorl	PT100			
Display resolution	0.1 °C			
Heater capacity	2000 W			
Cooling capacity	250W			
Refrigerant	R134a			
Pump capacity Pressure	0.35 bar			
Pump Flow rate	10L/min			
Ambient temperature	-20 ~ 70 °C			
Output	RS232/RS485(optional)			
volume	6L			
Bath opening L x W (mm)	160x 160			
Bath dimensions L x W x H (mm)	320 x 180 x 150			
Dimensions L x W x H (mm)	400 x 250 x 650			
Power supply	220VAC±10% 50Hz			
Weight (kg)	25			
Package info.	600*420*940mm, 40KG plywood			

Transparent Water Bath

CE





Advantage

1. Large-screen background LCD, shows the measured value, set value and the setting time and the remaining time.

2. High-precision temperature control.

3. Tube rack and water bath flask seat for standard configuration, with function of water bath.

Specification

Model	TWB-6	TWB-10	TWB-20
Volume(L)	6L	10L	20L
Temp. Fluctuation （℃）	±0.5	±0.5	±0.5
Temp. Control Range （℃）	RT+5～100℃		
Temp. Sensitivity （℃）	≤±1		
Indication Error （℃）	≤±2.5		
Power Supply	200-240V, 50/60Hz		
Power(W)	500	800	1500
Chamber Size (W×D×H)(mm)	290×140×150	280×220×150	480×280×150
External Size(W×D×H)(mm)	400×190×190	400×280×190	605×340×190
Shipping Size(W×D×H)(mm)	473×293×278	473×383×278	673×443×278
N.W./G.W. (kg)	3/5	3.5/5.5	5/8

Transparent Water Bath

Transparent Water Bath

CE



Advantage

1. Using innovative design structure, effctively prevent steam leakage.

2. Intelligent temperature control instrument with high brightness digital display, light - touch type key has the advantages of simple operation and high precision temperature control.

3. The whole structure is made of transparent engineering plastic, can clearly see the heated object.

Application of Transparent Water Bath

This equipment applies to medical unit, college, scientific research institution and the department of chemical printing,dyeing, pharmacy,petroleum and electronic component production for the use of evaporation, are faction, concentration and constant temperature heating.

Specification

Model	TWB-7	TWB-9	TWB-26
Temperature Range (℃)	RT+10~70		
Fluctuation (℃)	±1		
Timing Range	1min~9999h		
Volume (L)	7	9	26
Power Supply	AC220/110V, 50/60Hz		
Power (W)	500	1000	1500
Optional	LCD Display, Computer interface and Printer		
Working Room Size(W×D×H) (mm)	325×175×150	325× 265×97	530× 325×150
External Size(W×D×H)(mm)	420× 275×180	420× 230×270	627×275×330
Shipping Size(W×D×H)(mm)	470×310×250	470×315×260	690×390×280
N.W./G.W. (kg)	4.5/6	4.5/7	9.2/10

Thermostatic Water Bath



WB-1L1H



WB-1L2H



WB-2L4H



WB-2L6H

Description:

Lab Water Bath creates a constant temperature with an immersion circulator and open reservoir. The adjustable temperature range is from RT+5 to 100°C and the small temperature error is ideal for heating temperature-sensitive samples.

The overall material of the Lab water bath is stainless steel. The stainless steel reservoir is seamless, eliminating the possibility of rust and leakage. The surface design is simple and easy to clean.

The control unit quickly reaches the desired temperature and maintains a constant temperature to prevent sample overheating. Use the touch pad digital controller to select the desired setting and view the temperature on the red LED display.

This compact thermostatic water bath is necessary for many university laboratories or research institutes.

Thermostatic Water Bath

Advantage:

1. Stainless steel stretching inner container and roof cover.
2. Intelligent temperature controller with PID program, digital tube display and function of timing and over-temperature protection.
3. Add the electric drain switch, one-button operation, convenient to drain, Note:single hole water baths have no drain function.
4. Power off when water shortage to ensure the safe operation of the product.

Specification

Model		WB-1L1H	WB-1L2H	WB-2L4H	WB-2L6H
Classification Specifications		1 hole	1 row&2 holes	2 rows&4 holes	2 rows&6 holes
Heating Mode		Nature water convection heat transfer			
Function	Temp. Range	RT+5～100℃			
	Temp. Resolution Ratio	0.1℃			
	Temp. Motion	±0.5℃			
	Temp. Uniformity	±1.0℃			
Structure	Inner Chamber	Stainless steel			
	Outer Shell	Cold-rolled steel plate, resistance to chemical reagents coating on the surface			
	Heater	Stainless steel heating tube			
	Power Rating	0.4kW	0.5kW	1.0kW	1.5kW
Controller	Temp. Control Mode	PID			
	Temp. Setting Mode	Touch button setting			
	Temp. Display Mode	Measuring temperature displays on the three digital tubes upper row, set temperature displays on the lower row			
	Timer	0～9999min（with timing wait function）			
	Operation Function	Fixed temperature operation, timing function, auto stop.			
	Program Mode	Optional			
	Additional Function	Deviation Correction, menu key locked,power failure back-up, power-off memory			
	Sensor	NTC			
Safety Device		Over temperature alarm			
Specification	Volume	3.4L	6.1L	14.6L	22.5L
	Load per rack	5kg			
	Shelf Number	1			
	Power Supply	AC220/110V，50/60Hz			
	Chamber Size (W×D×H)(mm)	150×135×150	300×135×150	325×300×150	500×300×150
	External Size(W×D×H)(mm)	170×154×210	318×168×210	350×318×210	524×322×210
	Shipping Size(W×D×H)(mm)	240×230×280	390×240×280	420×390×280	600×390×280
	N.W./G.W. (kg)	3.3/6	4.5/7	6/9	7.5/11

Thermostatic Water Bath



WB-1L1HI



WB-1L2HI



WB-2L4HI



WB-2L6HI



WB-2L8H



WB-1L4H



WB-1L6H

Advantage

1. Shell is made of high-quality cold-rolled steel plate processing and molding, and the surface is treated by spraying.

2. The cover is made of corrosion-resistant stainless steel.

3. Temperature control system can choose a digital display or intelligent temperature controller. Intelligent temperature controller adopts PID control program with double-screen digital tube display and timing function.

Specification

Model	WB-1L1HI	WB-1L2HI	WB-1L4H	WB-1L6H	WB-2L4HI
Classification specification	1 hole	1row&2 holes	1row&4 holes	1 row&6 holes	2 rows&4 holes
Heating power (W)	300	500	1000	1500	1000
Electricity(V)	AC220V 50Hz				
Temp. range(℃)	RT+10~100				
Temp. fluctuation (℃)	±1				
Volume (L)	2.3	4.3	8.4	12.7	8.5
Number of cover rings (pcs./hole)	5				
Size of cover ring (mm)	φ120, φ97, φ75, φ55, φ40				
Chamber Size (W×D×H)(mm)	170×170×120	320×170×120	620×170×120	940×170×120	320×325×120
External Size(W×D×H)(mm)	325×215×195	475×215×195	775×215×195	1095×215×195	500×370×195
Shipping Size(W×D×H)(mm)	380×300×240	530×300×240	840×300×240	1150×300×240	570×460×250
N.W./G.W. (kg)	3.5/5	5/6	5/9	10/12	6.7/8

Model	WB-2L6HI	WB-2L8H
Classification specification	2 rows&6 holes	2 row&8 holes
Heating power (W)	1500	2000
Electricity(V)	AC220V 50Hz	
Temp. range(℃)	RT+10~100	
Temp. fluctuation (℃)	±1	
Volume (L)	12.5	16.1
Number of cover rings (pcs./hole)	5	
Size of cover ring (mm)	φ120, φ97, φ75, φ55, φ40	
Chamber Size (W×D×H)(mm)	480×325×120	620×325×120
External Size(W×D×H)(mm)	650×370×195	795×370×195
Shipping Size(W×D×H)(mm)	730×460×250	870×460×250
N.W./G.W. (kg)	8.5/10	10/12

Digital Thermostatic Water Bath



WB-1L1HIII



WB-1L1HII / WB-1L2HII / WB-1L3H

Description

The digital thermostatic water bath is a high-precision temperature control instrument using a combination of microcomputer and PID control technology. The entire unit is made of corrosion-resistant stainless steel. The built-in stainless steel tank is molded in one piece, simple, beautiful and easy to clean.

Advantage

1. The heating tube adopts a U-type stainless steel tube, which is uniformly heated, corrosion-resistant, and with less heat loss.

2. the operation interface is simple and easy to understand, can display a variety of real-time information, and is convenient for checking the equipment operating status

3. adopts microcomputer program PID automatic temperature control, uniform temperature control, and high precision temperature control.

4. Adopt a one-time stamping molding stainless steel pot liner with a unique sealing structure to eliminate water leakage.

5. The sink side of the independent drain port can easily clean the inner liner after exhausting sewage.

6. Built-in unique PT instantaneous over-temperature alarm system is more sensitive and stable than the water level sensor.

7. Built-in software over-temperature protection device, more reliable use.

Specification

Model	WB-1L1HII	WB-1L2HII	WB-1L3H	WB-1L1HIII
Temp. setting range(℃)	0~100°C	0~100°C	0~100°C	0~100°C
Temp. control range(℃)	RT+5~100°C	RT+5~100°C	RT+5~100°C	RT+5~100°C
Timing range	1min~99h59min	1min~99h59min	1min~99h59min	1min~99h59min
Temp. accuracy(℃)	≤±0.3			
Display accuracy(℃)	0.1			
Temp. uniformity(℃)	≤±0.3			
Heating time	≤ 30min(25°C ~100°C)			
Number of tanks	1	2	3	1
Tank capacity	1×2L	2×2L	3×2L	5L
Power(W)	300	600	900	900
Power Supply	AC220/110V; 50/60Hz			
Chamber Size (W×D×H)(mm)	125×100×115	125×100×115×2	125×100×115×3	263×120×115
External Size(W×D×H)(mm)	206×254×310	397×254×310	588×254×310	355×270×309
Shipping Size(W×D×H)(mm)	360×330×310	520×390×330	720×440×350	520×390×330
N.W./G.W. (kg)	2.2/6	5.5/9	8.5/12	5.1/9

Thermostatic Water Tank



WT-27



WT-8



WT-27(3 Usage)



WT-8(3 Usage)

Advantage

1.A thermostat to regulate the water temperature

2.An insulated tank to minimize heat loss

3.A heating element to heat the water

4.A pressure reducing valve to prevent overpressurization

5.A cold water inlet and a hot water outlet

6.A drain valve for maintenance and cleaning

These features work together to ensure that the water in the tank is heated to the desired temperature and maintained at that temperature until use.

Specification

Model	WT-T27(3 Usage)	WT-T8(3 Usage)	WT-27	WT-8
Temperature Range (℃)	RT+5~100		RT+5~95	
Temperature Fluctuation (℃)	±0.5			
Temperature Uniformity (℃)	±0.5			
Power Supply	AC220/110V,50/60Hz			
Power(W)	2000±10%	1500±10%	2000±10%	1500±10%
Volume(L)	27	8	27	8
Chamber Size (W×D×H)(mm)	600×300×150	420×180×110	600×300×150	420×180×110
Shipping Size (W×D×H)(mm)	870×480×480	650×350×350	870×480×480	650×350×350
N.W./G.W. (kg)	19/35	11.5/15	19/35	11.5/15

Thermostatic water bath

CE



WB-2L6H



WB-2L6Hpro

BAWERS
MEDICAL EQUIPMENT

Advantage

1.Stainless steel chamber , corrosion-resistant and durable.

2.High quality heating tube with high temperature accuracy.

3.Temperature control system can choose a digital display or intelligent temperature controller. Intelligent temperature controller adopts PID control program with double-screen digital tube display and timing function.

Specification

Model	WB-2L6H	WB-2L6Hpro
Volume（L）	20L	
Classification Specification	2 rows&6 holes	
Diameter of Cover Ring (mm)	φ120, φ97, φ75, φ55, φ40	
Height of Cover Ring(mm)	110	
Temperature-control range	RT-99.9℃	
Temperature-fluctuation	±0.5℃	
Time Range	/	0-- 999 minutes(optional)
Screen	LED	LCD
Working Room（mm）	470*305*140 mm	
Heating Power	1500W	
Main voltage	220V 50Hz	
Packaging size	60*40*28cm	
Gross Weight	10KG	

Thermostatic Lab Water Tank



WT-2



WT-5



WT-20



WT-28



WT-2I



WT-10

Details Show



Lab Water Tank



LCD digital display Real-time display of running information and setting information



Stainless steel chamber Corrosion-resistant, easy to clean, equipped with thickened bearing frame

Features

It is a high-precision control instrument combined

with microcomputer intelligent digital technology and PID control. Built-in stainless steel integrated; U-shaped stainless steel heating tube, which has uniform heating, corrsion resistance and less heat loss.

Unique cover design with glass window, have back-flow function, can be observed in real-time.

Advantage

1. Stainless Steel Chamber

2. Heating rapidly

3. The top cover is designed with a "mountain" shaped cover, with backflow function and unique window design for real-time observation

4. Intelligent PID algorithm with microcomputer temperature control accuracy within+0.5 ℃

5. Built-in monitoring system to prevent dry burning

6. Built-in over-temperature protection, more reliable use

7. Optional circulation pump for more uniform heating and precise temperature control

Specification

Model	WT-2	WT-2I	WT-5	WT-10	WT-20	WT-28
Temperature Control Range(℃)	RT+5~100℃					
Time of Temperature Rise (RT~95℃)	30min		40min	30min		40min
Temperature Display Resolution(℃)	0.1℃					
Temperature Stability(℃)	±0.5℃@60℃					
Temperature Uniformity(℃)	±0.5℃@60℃					
Circulating Pump	/	/	/	YES		
Power Supply	AC 220/110V, 50Hz					
Heating Power(W)	250	350	600	1000	1500	
Total Power(W)	260	360	650	1050	1550	
Chamber Size (W×D×H)(mm)	150×135×150	300×150×65	300×150×150	300×235×150	495×300×150	495×300×200
External Size (W×D×H)(mm)	315×237×285	462×242×268	462×342×268	465×332×287	682×390×322	678×390×350
Shipping Size (W×D×H)(mm)	380×300×390	520×305×380	520×405×380	525×400×400	750×450×430	740×450×460
N.W./G.W. (kg)	4/6	4/7	6.5/10	10/14	13/17	15/19

BAWERS MEDICAL EQUIPMENT

Thermostatic Water Tank



WT-27 WT-8

Advantage

1.A thermostat to regulate the water temperature

2.An insulated tank to minimize heat loss

3.A heating element to heat the water

4.A pressure reducing valve to prevent overpressurization

5.A cold water inlet and a hot water outlet

6.A drain valve for maintenance and cleaning

These features work together to ensure that the water in the tank is heated to the desired temperature and maintained at that temperature until use.

Specification

Model	WT-T27(3 Usage)	WT-T8(3 Usage)	WT-27	WT-8
Temperature Range (℃)	RT+5~100		RT+5~95	
Temperature Fluctuation (℃)	±0.5			
Temperature Uniformity (℃)	±0.5			
Power Supply	AC220/110V,50/60Hz			
Power(W)	2000±10%	1500±10%	2000±10%	1500±10%
Volume(L)	27	8	27	8
Chamber Size (W×D×H)(mm)	600×300×150	420×180×110	600×300×150	420×180×110
Shipping Size (W×D×H)(mm)	870×480×480	650×350×350	870×480×480	650×350×350
N.W./G.W. (kg)	19/35	11.5/15	19/35	11.5/15

Thermostatic Water Tank

Thermostatic Water Tank



WT-9 WT-27I

Advantage

1. Advanced electronic temperature control devices

2. Temperature adopts intelligent fuzzy PID control.

3. The measured and set values of temperature can be selected with a minimum resolution of 0.1 ℃ or 1 ℃.

4. It has the function of switching between Fahrenheit and Celsius degrees.

5. The timing function can be selected (none, constant temperature timing, running timing), the timing direction can be selected as positive or countdown, and the timing unit can be selected (minutes, hours). After the timing is completed, a buzzer will sound to prompt (the prompt time can be set).

6. With temperature self-turning function

7. Temperature sensor open circuit, short circuit sound and light (buzzer) alarm prompt, and the controller automatically disconnects the heating output

Application of Thermostatic Water Tank

It is used for precise constant temperature and au×iliary heating in medical and health institutions, medical colleges, industrial and mining enterprises, and research institutions, specifically for gene amplification experiments. It can be used for evaporation, concentration, constant temperature heating, chemical drugs, biological products, and other purposes.

Specification

Model	WT-9	WT-27I
Temperature Control Range(℃)	RT+5~99	
Constant Temperature Fluctuation(℃)	±0.5	
Tracking Alarm(℃)	±2	
Timing Range	0~999min	
Volume(L)	8.2	27
Power Supply	AC220V, 50/60Hz	
Power(W)	1000	2000
Chamber Size (W×D×H)(mm)	420×180×110	600×300×150
External Size(W×D×H)(mm)	620×260×290	820×390×300
Shipping Size(W×D×H)(mm)	890×620×540	890×620×540
N.W./G.W. (kg)	10/13	17/22

0.001g Electronic Analytical Balance (External Calibration)



Advantage

- Unit conversion (g/ct/kg/oz/t/dwt/ozt).
- High accuracy resistance strain gauge sensor.
- LCD display.
- Aluminum base.
- ABS shell/extra-large glass windscreen cover. (Detachable)
- Stainless steel weighing pan.
- Tare/counting.
- Overload and Error indication function.
- With Level indicator/adjustable leveling foot.
- Optional RS232 interface, support to connect with printer and PC.

Specification

Model	BA-E1003X	BA-E2003X	BA-E3003X	BA-E5003X
Capacity	100g	200g	300g	500g
Readability	0.001g			
Calibration	External Calibration			
Calibration weight	50g	100g	100g	200g
Scale Pan Size	Φ80mm			
Stable Time	≤3s			
Linearity error	±0.003g			
Preheating Time	15min			
Working Temperature	5~40℃			
Power supply	AC 220/110V, 50/60Hz			
Optional Accessory	RS232 interface			
External Size (W*D*H)	360×205×330mm			
Shipping Size (W*D*H)	385×275×425mm			
Net Weight	4kg			
Gross Weight	5kg			

0.001g Electronic Analytical Balance (External Calibration)



Advantage

- Unit conversion (g/ct/kg/oz/t/dwt/ozt).
- High accuracy resistance strain gauge sensor.
- LCD display.
- Aluminum base.
- ABS shell/Windscreen cover. (Detachable)
- Stainless steel weighing pan.
- Tare/counting.
- Overload and Error indication function.
- With Level indicator/adjustable leveling foot.
- Optional RS232 interface, support to connect with printer and PC.

Specification

Model	BA-E1003VG	BA-E2003VG	BA-E3003VG	BA-E5003VG
Capacity	100g	200g	300g	500g
Readability	0.001g			
Calibration	External Calibration			
Calibration weight	50g	100g	100g	200g
Scale Pan Size	Φ80mm			
Stable Time	≤5s			
Linearity error	±0.003g			
Preheating Time	15min			
Working Temperature	5~40℃			
Power supply	AC 220/110V, 50/60Hz			
Optional Accessory	RS232 interface			
External Size (W*D*H)	290×205×160mm			
Shipping Size (W*D*H)	370×250×160mm			
Net Weight	1.8kg			
Gross Weight	2.8kg			

0.0001g Electronic Analytical Balance (External Calibration)



Advantage

- High accuracy electromagnetic force sensor.
- LCD display.
- Aluminum base.
- ABS shell/extra-large glass windscreen cover. (Detachable)
- Stainless steel weighing pan.
- Tare/counting.
- Unit conversion (ct/g).
- Overload and Error indication function.
- With Level indicator/adjustable leveling foot.
- Standard with RS232 interface, support to connect with printer and PC.

Specification

Model	BA-E1004	BA-E1204	BA-E2004	BA-E2204	BA-E3004	BA-E3204
Capacity	100g	120g	200g	220g	300g	320g
Readability	0.0001g					
Calibration	External Calibration					
Calibration weight	100g					
Scale Pan Size	Φ80mm					
Stable Time	≤5s					
Linearity error	±0.0003g					
Preheating Time	30min					
Working Temperature	15~25℃					
Power supply	AC 220/110V, 50/60Hz					
Optional Accessory	Printer					
External Size (W*D*H)	360×205×330mm					
Shipping Size (W*D*H)	500×350×480mm					
Net Weight	6.5kg					
Gross Weight	7.6kg					

0.0001g Electronic Analytical Balance (Internal Calibration)



Advantage

- Automatic Internal Calibration.
- High accuracy electromagnetic force sensor.
- LCD display.
- Aluminum base.
- ABS shell/extra-large glass windscreen cover. (Detachable)
- Stainless steel weighing pan.
- Tare/counting.
- Unit conversion (ct/g).
- Overload and Error indication function.
- With Level indicator/adjustable leveling foot.
- Standard with RS232 interface, support to connect with printer and PC.

Specification

Model	BA-I1004N	BA-I2004N	BA-I3004N
Capacity	100g	200g	300g
Readability	0.0001g		
Calibration	Automatic Internal Calibration		
Calibration weight	100g	200g	
Scale Pan Size	Φ80mm		
Stable Time	≤8s		
Linearity error	±0.0003g		
Preheating Time	30min		
Working Temperature	15~25℃		
Power supply	AC 220/110V, 50/60Hz		
Optional Accessory	Printer		
External Size (W*D*H)	360×205×330mm		
Shipping Size (W*D*H)	500×350×480mm		
Net Weight	6.5kg		
Gross Weight	7.6kg		

BAWERS
MEDICAL EQUIPMENT

0.01g Electronic Analytical Balance (External Calibration)



Advantage

- Unit conversion (g/ct/oz/lb).
- High accuracy resistance strain gauge sensor.
- LED display.
- ABS shell/Windscreen cover. (Detachable)
- Stainless steel weighing pan.
- Tare/counting.
- Overload and Error indication function.
- With Level indicator/adjustable leveling foot.
- Optional RS232 interface, support to connect with printer and PC.

Specification

Model	BA-E3126HTP	BA-E31210HTP	BA-E31220HTP
Capacity	600g	1000g	2000g
Readability	0.01g		
Calibration	External Calibration		
Calibration weight	500g	500g	500g
Scale Pan Size	Φ128mm		
Stable Time	≤5s		
Linearity error	±0.03g		
Preheating Time	15min		
Working Temperature	5~40℃		
Power supply	AC 220/110V, 50/60Hz		
Optional Accessory	RS232 interface		
External Size (W*D*H)	250×190×156mm		
Shipping Size (W*D*H)	310×240×150mm		
Net Weight	1.2kg		
Gross Weight	2.3kg		

0.1g Electronic Balance



Advantage

- Unit conversion (g/ct/oz/lb).
- High accuracy resistance strain gauge sensor.
- LED display.
- Aluminum base.
- ABS shell
- Stainless steel weighing pan.
- Tare/counting.
- Overload and Error indication function.
- With Level indicator/adjustable leveling foot.
- Optional RS232 interface, support to connect with printer and PC.

Specification

Model	BA-31212HTP	BA-31220HTP	BA-31230HTP	BA-31260HTP	BA-312100HTP
Capacity	1200g	2000g	3000g	6000g	10kg
Readability	0.1g				
Calibration	External Calibration				
Scale Pan Size	175x175mm				
Stable Time	≤5s				
Linearity error	±0.3g				
Preheating Time	15min				
Working Temperature	5~40℃				
Power supply	AC 220/110V, 50/60Hz				
Optional Accessory	RS232 interface				
External Size (W*D*H)	250×190×66mm				
Shipping Size (W*D*H)	310×240×150mm				
Net Weight	1.2kg				
Gross Weight	2.3kg				

Halogen Moisture Analyzer





Advantage

- 5.5" LCD Touch screen.
- Aluminum alloy base and ABS shell.
- Timer dry / Auto dry function.
- RS232 interface, support to connect with printer and PC.

Specification

Model	BA-HM005	BA-HM105	BA-HM102	BA-HM101
Capacity	50g	100g	100g	100g
Readability	0.001g	0.005g	0.002g	0.001g
Moisture Range	0~100%			
Accuracy for Moisture measure	±0.5% (Sample≥5g)			
Moisture Readability	0.02%	0.02%	0.01%	0.01%
Repeatability	0.2%	0.2%	0.0%	0.0%
Interface	None	RS232 Interface		
Scale Pan Size	Φ100mm			
Heating Way	High efficiency Halogen Lamp			
Heating Time	1~99 minutes interval of 1 seconds			
Time End Control mode	Auto Stop / Timed Stop			
Sample Drying Record	8 times			
Temperature Range	60~160℃			
Temp.Increase Step	±1℃			
External Size (W*D*H)	205x325x170mm			
Shipping Size (W*D*H)	325x460x295mm			
Net Weight	2.9kg			
Gross Weight	4.2kg			

Electronic Counting Scale





Advantage

- Large loading capacity, high accuracy.
- High strength ABS new materials.
- Large size 304 stainless steel weighing pan.
- Overload indication/Upper and lower limit alarm.
- Optional RS232 interface/Printer.
- With Counting/Tare/Accumulate/Delete function.
- Unique base design,stable and durable.
- LCD display.
- Leveling indicator.

Specification

Model	BA-CS3003HD	BA-CS3003D	BA-CS3035D	BA-CS3006GD	BA-CS3033HD	BA-CS3040GD
Capacity	3kg	3kg	35kg	6kg	30kg	40kg
Readability	0.05g	0.1g	0.1g	0.2g	0.5g	1g
Linearity error	±0.15g	±0.3g	±0.3g	±0.6g	±1.5g	±3g
Scale Pan Size	275x230mm					
Stable Time	≤3s					
Power supply	Rechargeable battery (6V/4.5Ah), AC/DC					
Optional Accessory	RS232 interface, Printer					
External Size (W*D*H)	340x295x120mm					
Shipping Size (W*D*H)	415x360x195mm					
Net Weight	7.6kg					
Gross Weight	8.6kg					

BAWERS MEDICAL EQUIPMENT

0.0001g Electronic Analytical Balance (Touch panel,Internal Calibration)



Specification

Model	BA-IT1104	BA-IT1204	BA-IT2004	BA-IT2204
Capacity	110g	120g	200g	220g
Readability	0.0001g			
Min weighing	0.0004g			
Stable Time	≤3s			
Display	LCD(white back light with black font)			
Pan size	Φ80mm			
Operation temp	5-25℃			
Repeat ability	±0.0002g			
Linearity	±0.0003g			
Draft shield size	240x190x265mm			
Cal.weight	100g		200g	
Calibration	Internal Calibration			
Option	RS232C & RS486,Printer			
External Size (W*D*H)	340x210x350mm			
Shipping Size (W*D*H)	Inside:415x285x430mm Outside:475x315x485mm			
N.W./G.W. (kg)	8/11			

0.00001g/0.0001g Semi-micro Analytical Balance





Application

Widely used in scientific research, education, metallurgy, agriculture and other industries.

Advantage

●Unique split design, separate display unit from weighing unit.

●Utilizing advanced digital processing, our system enhances micro-dosing responsiveness while maintaining stable readings. This aligns customer dispensing with balance results, ensuring remarkable precision for powder and liquid dosing.

●LCD display screen

●Transparent glass wind shield, allowing multi-directional visibility of sample-weighing.

●Multiple weighing modes, including basic weighing, percentage weighing, checkweighing mode, and counting weighing.

●Various weighing unit conversion functions allow seamless switching between units such as grams (g), carats (Ct), ounces (oz), pounds (lb), and more.

●Built-in RS232 bidirectional communication interface enables connectivity between the balance and a computer or mini printer.

●Fully automated calibration system ensures accurate weighing.

Specification

Model	BA-SEM1055A	BA-SEM2085A	BA-SEM1205A
Capacity	51/120g	82/120g	120g
Resolution	0.01/0.1mg		0.01
Repeat Ability (≤)	±0.03/±0.1mg	±0.05/±0.1mg	±0.05mg
Liner (≤)	±0.03/±0.1mg	±0.05/±0.1mg	±0.05mg
Operation Temp	10~30℃		
Operating Humidity	20%~80%RH		
Stable Time(average)	2.5s/6s		6s
Balance Time	30~60min		
Scale Size	Φ90mm		
Power Supply	Standard: AC220V 50/60Hz;Optional: AC110V 50/60Hz		
Output Power	DC12V 2A		
Screen Size(mm)	180×100		
External Size (W*D*H)	470×310×320mm		
Shipping Size (W*D*H)	630×470×570mm		
N.W./G.W. (kg)	12/15		

Electronic Platform Scale





Advantage

- Large loading capacity, high accuracy sensor.
- High strength ABS new materials.
- Industrial grade double scale rack.
- Preset alarm at fixed level for quantity and weight.
- Leveling indicator.
- With Counting/Tare/Accumulate/Delete function.
- Large size 304 stainless steel weighing pan.
- LCD display.
- Overload indication/Upper and lower limit alarm.
- Optional RS232 interface/Printer.

Specification

Model	BA-PS2006D	BA-PS2010D	BA-PS2015D	BA-PS2030D	BA-PS2006GD	BA-PS2010GD
Capacity	60kg	100kg	150kg	300kg	60kg	100kg
Readability	1g	1g	2g	5g	2g	2g
Linearity error	±3g	±3g	±6g	±15g	±6g	±6g
Scale Pan Size	30x40mm	30x40mm	40x50mm	45x60mm	30x40mm	30x40mm
Stable Time	≤3s					
Power supply	Rechargeable battery (4V/4Ah), AC/DC					
Optional Accessory	RS232 interface, Printer					
External Size (W×D×H)	700x400x300mm	700x400x300mm	850x500x400mm	930x600450mm	700x400x300mm	700x400x300mm
Shipping Size (W×D×H)	815x350x180mm	815x350x180mm	855x445x172mm	985x585x185mm	815x350x180mm	815x350x180mm
Net Weight	9.8kg	9.8kg	12.3kg	19.3kg	9.8kg	9.8kg
Gross Weight	10.5kg	10.5kg	13.3kg	20.8kg	10.5kg	10.5kg

Specification

Model	BA-PS2015GD	BA-PS2030GD	BA-PS2010HD	BA-PS2020HD	BA-PS2030HD	BA-PS2020D
Capacity	150kg	300kg	100kg	200kg	300kg	200kg
Readability	5g	10g	5g	20g	20g	5g
Linearity error	±15g	±30g	±15g	±60g	±60g	±15g
Scale Pan Size	40x50mm	45x60mm	30x40mm	40x50mm	45x60mm	40x50mm
Stable Time	≤3s					
Power supply	Rechargeable battery (4V/4Ah), AC/DC					
Optional Accessory	RS232 interface, Printer					
External Size (W×D×H)	850x500x400mm	930x600450mm	700x400x300mm	850x500x400mm	930x600450mm	850x500x400mm
Shipping Size (W×D×H)	855x445x172mm	985x585x185mm	815x350x180mm	855x445x172mm	985x585x185mm	855x445x172mm
Net Weight	12.3kg	19.3kg	9.8kg	12.3kg	19.3kg	12.3kg
Gross Weight	13.3kg	20.8kg	10.5kg	13.3kg	20.8kg	13.3kg

Model	BA-PS2006D	BA-PS2010HDI	BA-PS2015HD	BA-PS2030HDI	BA-PS2050D	BA-PS2050HD
Capacity	60kg	100kg	150kg	300kg	500kg	500kg
Readability	1g	10g	20g	50g	20g	50g
Linearity error	±3g	±30g	±60g	±150g	±60g	±150g
Scale Pan Size	30x40mm	30x40mm	30x40mm	45x60mm	45x60mm	60x80mm
Stable Time	≤3s					
Power supply	Rechargeable battery (4V/4Ah), AC/DC					
Optional Accessory	RS232 interface, Printer					
External Size (W×D×H)	700x400x300mm	700x400x300mm	700x400x300mm	930x600450mm	930x600450mm	1050x800x600mm
Shipping Size (W×D×H)	815x350x180mm	815x350x180mm	815x350x180mm	985x585x185mm	985x585x185mm	1240x730x180mm
Net Weight	9.8kg	9.8kg	9.8kg	19.3kg	19.3kg	34.3kg
Gross Weight	10.5kg	10.5kg	10.5kg	20.8kg	20.8kg	36.3kg

Biological Air Sampler



BAS-IV



BAS-V

Application

Biological Air Sampler is a kind of high effective air sampler. It is designed according to the principle of multi jet holes particle impact and isokinetic sampling. And it gets the consistence of animalcule more accurately. When sampling, airborne particles will impact on agar surface of substrate utensil through tiny holes; after incubation of the agar plate, colonies can be counted and identified.

Advantage

1.Sampling hole has many small holes to reduce particles superposition and reduce error of animalcule count.

2.Programmable, sampling quantity can be set from 0.01 to 9.0 m3.

3.LCD screen displays sampling quantity, sampling time and other parameters.

4.Up to 256 samples data storage of sampling time, sampling volume and other parameters.

5.Easy to change petri dish, just only take down sampling hole to change petri dish. (Diameter is Φ90×15mm.)

6.Can set automatic sampling time,three kinds of flow volume can be selected quickly.Electronic remoted Start/Stop sample.(BAS-V)

Specification

Model	BAS-IV	BAS-V
Flow Rate	100L/min	
Sampling Port Airflow Velocity	0.4m/s	0.38m/s
	Basically the same as that of clean room (Isokinetic sampling)	
Material	Aviation aluminum	SUS304 Stainless Steel
Structure	Microprocessor control, low noise pump sampling	
Rechargeable Li-ion Battery	DC7.4V/6400mAh	DC14.8V/5000mA
Operating Time on Battery(h)	6~8	
Power Supply	AC220/110V±10%,50/60Hz	
Dimensions(W×D×H)(mm)	195×120×300	235×220×180
Shipping size(W×D×H)(mm)	440x210x400	430x400x240
N.W./G.W. (kg)	2.5/7	4.8/10

BAWERS
MEDICAL EQUIPMENT

Gas-Purifying Chemical Safety Cabinet

Introduction

1. Metal components: The main material is galvanized steel plate with a diameter of ≥ 1.2mm, which is electrostatically sprayed with epoxy resin and covered with a durable chemical resistant lead-free coating to maintain high smoothness and minimize the impact of corrosion and moisture.

2. Door panel: The main material is ≥ 4mm acrylic board, with excellent weather resistance, excellent chemical resistance, not easy to age, semi transparent, visually comfortable, and beautiful.

3. Layer board: Integrated PP tray, acid and alkali resistant, adjustable height, with a leakage prevention capacity of 4.5L per tray.

4. Layer hook: Made of integrated PC transparent material, it has strong corrosion resistance and can bear a weight of over 120kg.

5. Structural design: The corners around the cabinet are designed with a 60 ° R angle, which is integrally formed. The circular arc design makes the product overall beautiful and elegant.

6. Locks: Using a non-contact RF access card reader, with built-in card configuration function, can be set for single or double person unlocking; Flexible configuration of card reader parameters, implementation of card key, card number output format, NFC mode, etc., can provide WG26/WG34/WG66, TTL, RS232, RS485 communication interfaces..

7. Real time temperature and humidity environmental monitoring system, displaying real-time temperature and humidity, setting alarm parameters to ensure product safety.

8. Fan monitoring: Fan system failure alarm, online adjustable fan speed to ensure different chemical storage needs.

9. Filter saturation alarm system: The product is equipped with a double-layer filter, and the VOC probe monitors the saturation status of the filter. The filter is set to a saturation alarm value, which will sound an alarm if it exceeds the range. When the concentration exceeds the set value for a long time, the filter needs to be replaced.

10. PSC fan imported from the United States, with a voltage of 24 volts, stable performance, ultra quiet, and no spark or static electricity.

11. High efficiency filtration system, according to the particle size selection distribution, follow ASTM standards, effective for acid gas and organic gas, strong adsorption capacity, for particle filter, the use of high efficiency HEPA filter, for particles greater than 0.3um, filtration efficiency of 99.995%.

Software control section

1. 5-inch large screen display, IoT intelligent HMI human-machine interface, resolution: 1024x600, perfect visual system;

2. (Optional) Supports SIM card 4G communication, and the 4G communication module has a mandatory national product certification certificate;

3. (Optional) Remote management can be carried out through WeChat client, and historical VOC data, temperature and humidity environmental data can be viewed and presented in a curved manner; Historical alarm records can be viewed, and fans and alarm lights can be remotely controlled.

4. The intelligent control system is connected to the intelligent card swiping system, and the monitoring data and door opening data are integrated through a set of systems.

5. Provide API interfaces and support third-party platform docking functionality.

6. The software control system has received a test report from the China Software Evaluation Center.



Gas-Purifying Chemical Safety Cabinet

Introduction

Cassette sterilizers are commonly used in various medical and laboratory settings for the sterilization of medical instruments, equipment, and materials. They are designed to provide efficient and reliable sterilization by utilizing heat and pressure to eliminate bacteria, viruses, and other microorganisms. These sterilizers are widely employed in hospitals, dental clinics, research laboratories, and other healthcare facilities to ensure the safety and sterility of medical tools and equipment before their use in patient care or research procedures.

The three-layer Cassette sterilizers has three times the sterilization capacity, saving space, and each layer is independently controlled.

Advantage

1. No need to install pipeline engineering, convenient installation, no discharge of waste gas, new environmental protection.

2. The top can be equipped with a filtering module system according to the category of chemicals, meeting the storage needs of various types of chemicals.

3. Advanced modular filtration technology that fully adsorbs harmful gases, particulate dust, and other substances generated during filtration experiments.

4. No need to consume air conditioning energy, efficiently saving energy.

5. Convenient to move, store nearby, facilitate access, and improve work efficiency.

Working principle

1. Fan

The fan located at the top of the cabinet extracts air from the laboratory into the interior of the cabinet, generating negative pressure.

2. Gas filtration

The harmful gases evaporated from the reagents stored in the cabinet enter the filtration module through the fan, and the toxic and harmful gas molecules are intercepted and filtered by the filter, while the clean gas returns to the room.

3. High quality air purification function: The filtered clean air returns to the indoor environment without endangering personnel's health.

4. Purifying laboratory air

Purify the air in the laboratory 24 hours a day to improve the air quality (it is recommended to keep the drug cabinet on for 24 hours)

Specification

Model	CSC-G800E
External size(WxDxH)mm	800x548x1960
Internal size(WxDxH)mm	797x450x1493
Molecular filter size(WxDxH)mm	370x395x50
Primary filter size(WxDxH)mm	370x396x21
Display	5-inch LCD touch screen
Layer board	8
Load bearing	> 70kg/㎡
Air handling capacity	230m³/h
Cabinet volume	0.55m³
Storage capacity	160 bottles (500ml)
Voice	40dBA
Power Supply	220V/50Hz
Consumption	42W
Standard Accessories	1.Filter: 2 sets; 2. Primary filter: 1 unit; 3. Fan: 1 unit; 4. Layer board: 8 pieces; 5. Control system: 1 set; 6. VOC
	alarm system: 1 unit; 7. Temperature and humidity alarm system: 1 set; 8. Power cord: 1 piece; 9. Locks: Smart locks
Optional Accessories	1.OG: Organic filter; 2. AG: Inorganic Filter; 3. AM: Ammonia filter; 4. FO: Formaldehyde filter; 5. HEPA H14: Efficient
	HEPA Filter; 6. Ammonia gas alarm; 7. Formaldehyde alarm; 8. HCL alarm; 9. Acid-base box; 10. Remote monitoring
	system
Shipping Size (WxDxH)mm	960x690x2190
Gross Weight(kg)	180

Gas-Purifying Chemical Safety Cabinet

Introduction

The CSC-G800 pipeline free gas purification drug cabinet series is designed specifically for the storage of toxic and harmful chemicals, suitable for various fields and types of chemicals. Can store most chemicals used in the laboratory, purify toxic gases in the cabinet, purify laboratory air 24 hours a day, efficient and environmentally friendly.

Features

1. Metal components: The main material is galvanized steel plate with a diameter of ≥ 1.2mm, which is electrostatically sprayed with epoxy resin and covered with a durable chemical resistant lead-free coating to maintain high smoothness and minimize the impact of corrosion and moisture.

2. Door panel: The main material is ≥ 6mm acrylic board, which has excellent weather resistance, excellent chemical resistance, is not easy to age, colorless and transparent, transparent throughout the body, visually comfortable, and beautiful.

3. Layered board: Integrated PP tray, acid and alkali resistant, adjustable height, optional with uniformly perforated galvanized layer board.

4. Acid and alkali resistant leakage liquid drawer: Polypropylene PP inner liner, corrosion-resistant, to prevent liquid leakage from breaking reagent bottles.

5. Real time temperature and humidity environmental monitoring system, displaying real-time temperature and humidity, setting alarm parameters to ensure product safety.

6. Fan monitoring: Fan system failure alarm, online adjustable fan speed to ensure different chemical storage needs.

7. Filter saturation alarm system: The product is equipped with double-layer filters and dual VOC probes, with one probe monitoring indoor air quality and the other monitoring filter saturation status. The filter is set to a saturation alarm value, which will sound an alarm if it exceeds the range. When the concentration exceeds the set value for a long time, the filter needs to be replaced.

8. PSC fan imported from the United States, with a voltage of 24 volts, stable performance, ultra quiet, and no spark or static electricity.

9. High efficiency filtration system, according to the particle size selection distribution, follow ASTM standards, effective for acid gas and organic gas, strong adsorption capacity, for particle filter, the use of high efficiency HEPA filter, for particles greater than 0.3um, filtration efficiency of 99.995%.

Software control section

1. 7-inch large screen display, IoT intelligent HMI human-machine interface, resolution: 1024x600, perfect visual system;

2. Supports SIM card 4G communication, and the 4G communication module has a national mandatory product certification certificate;

3. Equipped with hazardous chemical management function, it can manage the inventory list of chemicals and support the display of no less than 100 types of chemical lists, including serial numbers, chemical names, quantities, units, etc; Inventory addition, deletion, and modification can be performed on the device side; Data synchronization to cloud backend servers; The WeChat client can view the current inventory list.

4. Through the WeChat client, remote management can be carried out, and historical VOC data, temperature and humidity environmental data can be viewed and presented in a curved manner; Historical alarm records can be viewed, and fans and alarm lights can be remotely controlled.



5. API interfaces can be provided to support third-party platform docking functionality.

6. The software control system has received a test report from the China Software Evaluation Center.

Advantages

1. No need to install pipeline engineering, convenient installation, no discharge of waste gas, new environmental protection.

2. The top can be equipped with a filtering module system according to the category of chemicals, meeting the storage needs of various types of chemicals.

3. Advanced modular filtration technology that fully adsorbs harmful gases, particulate dust, and other substances generated during filtration experiments.

4. No need to consume air conditioning energy, efficiently saving energy.

5. Convenient to move, store nearby, facilitate access, and improve work efficiency.

Working principle:

1. Fan

The fan located at the top of the cabinet extracts air from the laboratory into the interior of the cabinet, generating negative pressure.

2. Gas filtration

The harmful gases evaporated from the reagents stored in the cabinet enter the filtration module through the fan, and the toxic and harmful gas molecules are intercepted and filtered by the filter, while the clean gas returns to the room.

3. High quality air purification function: The filtered clean air returns to the indoor environment without endangering personnel's health.

4. Purifying laboratory air

Purify the air in the laboratory 24 hours a day to improve the air quality (it is recommended to keep the drug cabinet on for 24 hours)

Specification

Model	CSC-G800
External size(WxDxH)mm	800x510x2070
Internal size(WxDxH)mm	797x475x1604
Molecular filter size(WxDxH)mm	370x395x50
Primary filter size(WxDxH)mm	370x396x21
Display	7-inch LCD touch screen
Layer board	8
Load bearing	> 70kg/㎡
Air handling capacity	220m³/h
Cabinet volume	0.55m³
Storage capacity	160 bottles (500ml)
Voice	40dBA
Power Supply	220V/50Hz
Consumption	42W
Standard Accessories	1.Filter: 4 sets; 2. Primary filter: 1 unit; 3. Fan: 1 unit; 4. Layer board: 8 pieces; 5. Control system: 1 set; 6. VOC alarm system: 2 units; 7. Temperature and humidity alarm system: 1 set; 8. Item list function: 1 set; 9. Remote monitoring system: 1 set; 10. Power cord: 1 piece; 11. Locks: Flat lock+PP padlock
Optional Accessories	1.OG: Organic filter; 2. AG: Inorganic Filter; 3. AM: Ammonia filter; 4. FO: Formaldehyde filter; 5. HEPA H14: Efficient HEPA Filter; 6. Ammonia gas alarm; 7. Formaldehyde alarm; 8. HCL alarm; 9. Acid-base box; 10. Intelligent card swiping lock (if this option is selected, The model of the gas purifying drug cabinet is BC-G800E)
Shipping Size (WxDxH)mm	860x680x2300
Gross Weight(kg)	208

MEDICAL EQUIPMENT

PP Gas-Purifying Chemical Safety Cabinet

Introduction

The CSC-PG pipeline free gas purification drug cabinet series is designed specifically for the storage of toxic, harmful, and highly corrosive chemicals, suitable for various fields and types of chemicals. It can store most chemicals used in the laboratory, purify toxic and harmful gases in the cabinet, purify laboratory air 24 hours, and is efficient and environmentally friendly.

Features

1. Cabinet: Made of 8mm white PP (polypropylene) sheet, with excellent corrosion resistance, seamless welding with the same color welding rod to ensure the firmness and sealing of the cabinet; Cabinet door: made of homogeneous PP board; Window: Made of 5mm PVC board; Laminated tray: Made of 8mm white PP (polypropylene) sheet, with upright edges around and welded into shape inside. The overall design is movable and can be freely extracted and placed in suitable compartments, allowing for the free combination of spaces on each floor. The height of the layer board is adjustable, and the tray is designed to prevent tipping while also meeting the anti leakage function.

2. Accessories: The door handle is made of PP material that has undergone injection molding, which has good corrosion resistance. The door hinge is made of PP material that has undergone injection molding, which has good corrosion resistance. The screws are made of stainless steel 304 material.

3. 7-inch LCD touch screen display, high-definition display resolution of 1024 * 600, perfect visual system.

4. Real time temperature and humidity environmental monitoring system, using Swiss imported probes, displays real-time temperature and humidity, and can set alarm parameters according to different climate conditions to ensure product safety.

5. Fan monitoring: The interface clearly displays the fan speed, which is adjustable to ensure the storage needs of different chemical quantities.

6. Filter saturation alarm system: The product is equipped with high-quality VOC probes imported from Japan and dual VOC monitoring. One probe monitors the saturation status of the filter and the other monitors the indoor air quality. The filter can set a saturation alarm value. If the concentration exceeds the set value for a long time, it will sound an alarm. When the concentration exceeds the set value for a long time, the filter needs to be replaced.

7. High quality PSC fan imported from the United States, with a voltage of 24 volts, stable performance, ultra quiet, and no spark or static electricity.

8. Efficient filtration system, arranged and distributed according to particle size, following ASTM standards, effectively targeting acidic and organic gases, with strong adsorption capacity. For particle filters, high-efficiency HEPA filters are used, with a filtration efficiency of 99.995% for particles larger than 0.3um. The selection of filter configuration depends on the type of chemical used by the user.

Software control section

*1. 7-inch large screen display, IoT intelligent HMI human-machine interface, resolution: 1024x600, perfect visual system;

*2. Supports SIM card 4G communication, and the 4G communication module has a national mandatory product certification certificate;

*3. With chemical management function, it can manage the inventory list of chemicals and support the display of no less than 100 types of chemical lists, including serial numbers, chemical names, quantities, units, etc; Inventory addition, deletion, and modification can be performed on the device side; Data synchronization to cloud backend servers; The WeChat client can view the current inventory list.



4. Through the WeChat client, remote management can be carried out, and historical VOC data, temperature and humidity environmental data can be viewed and presented in a curved manner; Historical alarm records can be viewed, and fans and alarm lights can be remotely controlled.

5. API interfaces can be provided to support third-party platform docking functionality.

6. The software control system has received a test report from the China Software Evaluation Center.

Advantages

1. No need to install pipeline engineering, convenient installation, no discharge of waste gas, new environmental protection.

2. The top can be equipped with a filtering module system according to the category of chemicals, meeting the storage needs of various types of chemicals.

3. Advanced modular filtration technology that fully adsorbs harmful gases, particulate dust, and other substances generated during filtration experiments.

4. No need to consume air conditioning energy, efficiently saving energy.

5. Convenient to move, store nearby, facilitate access, and improve work efficiency.

Working principle

1. Fan

The fan located at the top of the cabinet extracts air from the laboratory into the interior of the cabinet, generating negative pressure.

2. Gas filtration

The harmful gases evaporated from the reagents stored in the cabinet enter the filtration module through the fan, and the toxic and harmful gas molecules are intercepted and filtered by the filter, while the clean gas returns to the room.

3. High quality air purification function: The filtered clean air returns to the indoor environment without endangering personnel's health.

4. Purifying laboratory air

Purify the air in the laboratory 24 hours a day to improve the air quality (it is recommended to keep the drug cabinet on for 24 hours)

Specification

Model	CSC-PG800
External size(WxDxH)mm	800x460x1830
Internal size(WxDxH)mm	760x420x1540
Molecular filter size(WxDxH)mm	370x395x50
Primary filter size(WxDxH)mm	370x396x21
Display	7-inch LCD touch screen
Layer board	3
Load bearing	> 70kg/㎡
Air handling capacity	220m³/h
Cabinet volume	0.5m³
Storage capacity	120 bottles (500ml)
Voice	40dBA
Power Supply	220V/50Hz
Consumption	42W
Standard Accessories	1.Molecular filter: 2 sets; 2. Primary filter: 1 unit; 3. Fan: 1 unit; 4. Layer board: 3 pieces; 5. Control system: 1 set; 6. VOC alarm system: 2 sets; 7. Temperature and humidity alarm system: 1 set; 8. Item list function: 1 set; 9. Remote monitoring system: 1 set; 10. Power cord: 1 piece; 11. Locks: Double lock
Optional Accessories	1.OG: Organic filter; 2. AG: Inorganic Filter; 3. AM: Ammonia filter; 4. FO: Formaldehyde filter; 5. HEPA H14: Efficient HEPA Filter;
Shipping Size (WxDxH)mm	860x630x2050
Gross Weight(kg)	98

PP Gas-Purifying Chemical Safety Cabinet

Fireproof and Gas-Purifying Chemical Safety Cabinet

Introduction

The CSC-FG fire-resistant and gas purifying drug cabinet series is designed specifically for the storage of easily toxic and explosive substances, suitable for various fields and types of chemicals. It can store most of the chemicals used in the laboratory, purify toxic gases in the cabinet, purify laboratory air 24 hours a day, and is efficient and environmentally friendly. The entire cabinet has functions such as fire prevention, theft prevention, corrosion prevention, leakage prevention, ventilation, purification, and monitoring.



Features

1. The shell is entirely made of 1.2mm cold-rolled steel plate, and the cabinet base is made of 2.0mm cold-rolled steel plate. The inner and outer surfaces are coated with acid washed phosphating epoxy resin powder and subjected to baking and curing treatment.

2. The inner liner of the cabinet (upper, lower, left, and right inner lining panels) is all made of porcelain white PP (polypropylene resin) board; On the right side of the cabinet bottom, there is a 304 adjustable air inlet with a stainless steel adjustable air valve; The bottom layer inside the cabinet has a landfill chamber (leakage tank) that can store no less than 120mm thick yellow sand, used for burying flammable materials such as metallic sodium and yellow phosphorus (white phosphorus). The baffle should be connected to the cabinet as a whole; The bottom of the cabinet is equipped with four mobile steel wheels with a diameter of 50mm, which facilitates the movement of flammable and toxic materials storage cabinets; The front wheel has two manually adjustable levers, which facilitate the positioning of flammable and toxic storage cabinets.

3. The cabinet is equipped with three three-layer stepped PP resin movable shelves, which are made of corrosion-resistant porcelain white PP and have 10mm ventilation holes.

4. Fireproof material: The cabinet is filled with ceramic fibers, a fireproof material with insulation and heat preservation properties. It is lightweight, heat-resistant, and has excellent thermal stability, making it non-toxic and environmentally friendly.

5. Hinge: Seamless piano hinge, ensuring that the door can open 180 degrees. Fireproof expansion seals should be installed between the cabinet door and the cabinet, and the seals should comply with the requirements of GB 16807-2009. (An environmentally friendly thermal expansion sealing strip should be installed between the cabinet door and the cabinet. When the temperature is between 150 ℃ -180 ℃, the sealing strip will expand locally, and when the temperature reaches 750 ℃, the sealing strip will expand completely. The expansion ratio is 1:5 to ensure the safety of stored drugs.) The top of the cabinet has a detachable function for easy maintenance and repair.

7.Mechanical locks: Install magnetic locks, mechanical password locks, and other mechanical locks on the storage cabinet. The confidentiality performance of locks should comply with the standard requirements of "Security and Prevention Requirements for Storage Places of Explosive Hazardous Chemicals" (GA 1511-2018). (Mechanical anti-theft locks should comply with the standard of GA/T 73).

8.7-inch LCD touch screen microcomputer control system, real-time temperature and humidity environmental monitoring, fan monitoring, VOC concentration environmental monitoring system, and integrated alarm system.

9.Temperature and humidity digital display setting and measurement value, high-precision sensor, and immediate alarm prompt when the temperature and humidity inside the cabinet exceed the set measurement value.

10.PSC fan imported from the United States, with a current of 24 volts, stable performance, ultra quiet, and no spark or static electricity.

11.Efficient filtration system, arranged and distributed according to particle size, following ASTM standards, effectively targeting acidic and organic gases, with strong adsorption capacity. For particle filters, high-efficiency HEPA filters are used, achieving a filtration efficiency of 99.995% for particles larger than 0.3um.

12.Special security requirements: The mechanical lock key and electronic password lock password should be kept separately by two people, and both people should be present when opening.

Software control section

*1. 7-inch large screen display, IoT intelligent HMI human-machine interface, resolution: 1024x600, perfect visual system;

*2. Supports SIM card 4G communication, and the 4G communication module has a national mandatory product certification certificate;

*3. With chemical management function, it can manage the inventory list of chemicals and support the display of no less than 100 types of chemical lists, including serial numbers, chemical names, quantities, units, etc; Inventory addition, deletion, and modification can be performed on the device side; Data synchronization to cloud backend servers; The WeChat client can view the current inventory list.

4. Through the WeChat client, remote management can be carried out, and historical VOC data, temperature and humidity environmental data can be viewed and presented in a curved manner; Historical alarm records can be viewed, and fans and alarm lights can be remotely controlled.

5. API interfaces can be provided to support third-party platform docking functionality.

6. The software control system has received a test report from the China Software Evaluation Center.

Advantages

1. No need to install pipeline engineering, convenient installation, no discharge of waste gas, new environmental protection.

2. The top can be equipped with a filtering module system according to the category of chemicals, meeting the storage needs of various types of chemicals.

3. Advanced modular filtration technology that fully adsorbs harmful gases, particulate dust, and other substances generated during filtration experiments.

4. No need to consume air conditioning energy, efficiently saving energy.

5. Convenient to move, store nearby, facilitate access, and improve work efficiency.

Working principle

1. The fan located at the top of the cabinet extracts air from the laboratory into the interior of the cabinet, generating negative pressure.

2. Gas filtration The harmful gases evaporated from the reagents stored in the cabinet enter the filtration module through the fan, and the toxic and harmful gas molecules are intercepted and filtered by the filter, while the clean gas returns to the room.

3. High quality air purification function: The filtered clean air returns to the indoor environment without endangering personnel's health.

4. Purifying laboratory air Purify the air in the laboratory 24 hours a day to improve the air quality (it is recommended to keep the drug cabinet on for 24 hours)

Specification

Model	CSC-FG800
External size(WxDxH)mm	900x510x1960
Internal size(WxDxH)mm	800x410x1680
Molecular filter size(WxDxH)mm	370x395x50
Primary filter size(WxDxH)mm	740x396x21
Display	7-inch LCD touch screen
Layer board	3 PP stepped movable layer boards
Load bearing capacity of laminated board	> 70kg/㎡
Air processing capacity	230m³/h
Cabinet volume	0.55m³
Storage capacity	120 bottles (500ml)
Voice	40dBA
Power Supply	220V/50Hz
Consumption	42W
Standard Accessories	1.Filter: 4 sets; 2. Primary filter: 1 unit; 3. Fan: 1 unit; 4. Layer board: 3 pieces; 5. Control system: 1 set; 6. VOC alarm system: 2 units; 7. Temperature and humidity alarm system: 1 set; 8. Item list function: 1 set; 9. Remote monitoring system: 1 set; 10. Power cord: 1 piece; 11. Locks: GA password lock+mechanical lock
Optional Accessories	1.OG: Organic filter; 2. AG: Inorganic Filter; 3. AM: Ammonia filter; 4. FO: Formaldehyde filter; 5. HEPA H14: Efficient HEPA Filter; 6. Ammonia gas alarm; 7. Formaldehyde alarm; 8. HCL alarm; 9. Intelligent card swiping lock (if this option is selected, the drug cabinet model is BC-G800DE)
Shipping Size (WxDxH)mm	950x670x2200
Gross Weight(kg)	195

Chemical Storage Cabinet



Red, Blue, Yellow optional

Introduction

BC series yellow safety cabinets are used to store various flammable items with a flash point below 45°C. For example: gasoline, alcohol, kerosene, methanol, ethanol, etc. Red safety cabinets store flammable items with a flash point above 45°, such as diesel, engine oil, lubricating oil, tung oil, etc. Blue safety cabinets are used to store various weakly corrosive items or weak acids and bases, such as acetic acid, carbonic acid, phosphoric acid, silicic acid, etc. According to the convenience of storage and use of items, choose safety cabinets of different specifications for storage, separate various types of dangerous items in an organized manner, and store them nearby to improve your work efficiency. Products are widely used in various fields such as medical and health care, scientific research, industry, foreign trade, and commerce.

Features

1. Double-layer fireproof steel plate structure, with an insulation layer of 38mm between the two layers of steel plates;
2. High-quality steel plate with a thickness of 1.2mm, longer service life and better fire resistance;
3. Three-point linkage door lock, which can open the cabinet door 180 degrees and is equipped with dual keys; an optional padlock can realize double-lock security management for two people.
4. The 5cm high leak-proof liquid tank prevents liquid from spilling;
5. Professional and standardized warning labels are obvious;
6. Equipped with double ventilation holes equipped with anti-fire protection devices, placed at the bottom and the opposite top;
7. Unique anti-spill laminate, which can be adjusted freely;
8. The storage cabinet shelves are stable and reliable;
9. Both the inside and outside of the cabinet are sprayed with epoxy resin paint, and the surface is bright and resistant to corrosion and moisture;
10. The cabinet is equipped with an electrostatic grounding conduction port to facilitate the connection of electrostatic grounding wires.



Specification

Model	CSC-04	CSC-12	CSC-22	CSC-30	CSC-45	CSC-60	CSC-90	CSC-180
External Size (WxDxH)mm	430x430x560	590x460x890	600x460x1650	1090x460x1120	1090x460x1650	860x860x1650	1090x860x1650	900x460x1800
Internal Size (HxWxD)mm	350x330x460	510x360x790	520x360x1550	1010x360x1020	1010x360x1550	780x760x1550	1010x760x1550	820x360x1700
Capacity (gallon/L)	4/15	12/45	22/83	30/114	45/170	60/227	90/340	40/150
Storage Capacity (500ml)	32	48	96	96	144	270	324	120
Shelf	1	1	3	1	2	2	2	2
Weight(kg)	35	50	85	90	118	140	160	70
Door	Single	Single	Single	Double	Double	Double	Double	Double
Shipping Size (WxDxH)mm	460x460x710	620x490x1050	630x490x1800	1120x490x1270	1120x490x1800	890x890x1800	1140x910x1800	950x510x1950
Gross Weight(kg)	39	55	91	98	128	153	180	80

Gas-Purifying Chemical Safety Cabinet

Introduction

1. Metal components: The main material is galvanized steel plate with a diameter of ≥ 1.2mm, which is electrostatically sprayed with epoxy resin and covered with a durable chemical resistant lead-free coating to maintain high smoothness and minimize the impact of corrosion and moisture.

2. Door panel: The main material is ≥ 4mm acrylic board, with excellent weather resistance, excellent chemical resistance, not easy to age, semi transparent, visually comfortable, and beautiful.

3. Layer board: Integrated PP tray, acid and alkali resistant, adjustable height, with a leakage prevention capacity of 4.5L per tray.

4. Layer hook: Made of integrated PC transparent material, it has strong corrosion resistance and can bear a weight of over 120kg.

5. Structural design: The corners around the cabinet are designed with a 60 ° R angle, which is integrally formed. The circular arc design makes the product overall beautiful and elegant.

6. Locks: Using a non-contact RF access card reader, with built-in card configuration function, can be set for single or double person unlocking; Flexible configuration of card reader parameters, implementation of card key, card number output format, NFC mode, etc., can provide WG26/WG34/WG66, TTL, RS232, RS485 communication interfaces..

7. Real time temperature and humidity environmental monitoring system, displaying real-time temperature and humidity, setting alarm parameters to ensure product safety.

8. Fan monitoring: Fan system failure alarm, online adjustable fan speed to ensure different chemical storage needs.

9. Filter saturation alarm system: The product is equipped with a double-layer filter, and the VOC probe monitors the saturation status of the filter. The filter is set to a saturation alarm value, which will sound an alarm if it exceeds the range. When the concentration exceeds the set value for a long time, the filter needs to be replaced.

10. PSC fan imported from the United States, with a voltage of 24 volts, stable performance, ultra quiet, and no spark or static electricity.

11. High efficiency filtration system, according to the particle size selection distribution, follow ASTM standards, effective for acid gas and organic gas, strong adsorption capacity, for particle filter, the use of high efficiency HEPA filter, for particles greater than 0.3um, filtration efficiency of 99.995%.

Software control section

1. 5-inch large screen display, IoT intelligent HMI human-machine interface, resolution: 1024x600, perfect visual system;

2. (Optional) Supports SIM card 4G communication, and the 4G communication module has a mandatory national product certification certificate;

3. (Optional) Remote management can be carried out through WeChat client, and historical VOC data, temperature and humidity environmental data can be viewed and presented in a curved manner; Historical alarm records can be viewed, and fans and alarm lights can be remotely controlled.

4. The intelligent control system is connected to the intelligent card swiping system, and the monitoring data and door opening data are integrated through a set of systems.

5. Provide API interfaces and support third-party platform docking functionality.

6. The software control system has received a test report from the China Software Evaluation Center.



Gas-Purifying Chemical Safety Cabinet

Introduction

Cassette sterilizers are commonly used in various medical and laboratory settings for the sterilization of medical instruments, equipment, and materials. They are designed to provide efficient and reliable sterilization by utilizing heat and pressure to eliminate bacteria, viruses, and other microorganisms. These sterilizers are widely employed in hospitals, dental clinics, research laboratories, and other healthcare facilities to ensure the safety and sterility of medical tools and equipment before their use in patient care or research procedures.

The three-layer Cassette sterilizers has three times the sterilization capacity, saving space, and each layer is independently controlled.

Advantage

1. No need to install pipeline engineering, convenient installation, no discharge of waste gas, new environmental protection.

2. The top can be equipped with a filtering module system according to the category of chemicals, meeting the storage needs of various types of chemicals.

3. Advanced modular filtration technology that fully adsorbs harmful gases, particulate dust, and other substances generated during filtration experiments.

4. No need to consume air conditioning energy, efficiently saving energy.

5. Convenient to move, store nearby, facilitate access, and improve work efficiency.

Working principle

1. Fan

The fan located at the top of the cabinet extracts air from the laboratory into the interior of the cabinet, generating negative pressure.

2. Gas filtration

The harmful gases evaporated from the reagents stored in the cabinet enter the filtration module through the fan, and the toxic and harmful gas molecules are intercepted and filtered by the filter, while the clean gas returns to the room.

3. High quality air purification function: The filtered clean air returns to the indoor environment without endangering personnel's health.

4. Purifying laboratory air

Purify the air in the laboratory 24 hours a day to improve the air quality (it is recommended to keep the drug cabinet on for 24 hours)

Specification

Model	CSC-G800E
External size(WxDxH)mm	800x548x1960
Internal size(WxDxH)mm	797x450x1493
Molecular filter size(WxDxH)mm	370x395x50
Primary filter size(WxDxH)mm	370x396x21
Display	5-inch LCD touch screen
Layer board	8
Load bearing	> 70kg/㎡
Air handling capacity	230m³/h
Cabinet volume	0.55m³
Storage capacity	160 bottles (500ml)
Voice	40dBA
Power Supply	220V/50Hz
Consumption	42W
Standard Accessories	1.Filter: 2 sets; 2. Primary filter: 1 unit; 3. Fan: 1 unit; 4. Layer board: 8 pieces; 5. Control system: 1 set; 6. VOC
	alarm system: 1 unit; 7. Temperature and humidity alarm system: 1 set; 8. Power cord: 1 piece; 9. Locks: Smart locks
Optional Accessories	1.OG: Organic filter; 2. AG: Inorganic Filter; 3. AM: Ammonia filter; 4. FO: Formaldehyde filter; 5. HEPA H14: Efficient
	HEPA Filter; 6. Ammonia gas alarm; 7. Formaldehyde alarm; 8. HCL alarm; 9. Acid-base box; 10. Remote monitoring
	system
Shipping Size (WxDxH)mm	960x690x2190
Gross Weight(kg)	180

Gas-Purifying Chemical Safety Cabinet

Introduction

The CSC-G800 pipeline free gas purification drug cabinet series is designed specifically for the storage of toxic and harmful chemicals, suitable for various fields and types of chemicals. Can store most chemicals used in the laboratory, purify toxic gases in the cabinet, purify laboratory air 24 hours a day, efficient and environmentally friendly.

Features

1. Metal components: The main material is galvanized steel plate with a diameter of ≥ 1.2mm, which is electrostatically sprayed with epoxy resin and covered with a durable chemical resistant lead-free coating to maintain high smoothness and minimize the impact of corrosion and moisture.

2. Door panel: The main material is ≥ 6mm acrylic board, which has excellent weather resistance, excellent chemical resistance, is not easy to age, colorless and transparent, transparent throughout the body, visually comfortable, and beautiful.

3. Layered board: Integrated PP tray, acid and alkali resistant, adjustable height, optional with uniformly perforated galvanized layer board.

4. Acid and alkali resistant leakage liquid drawer: Polypropylene PP inner liner, corrosion-resistant, to prevent liquid leakage from breaking reagent bottles.



5. Real time temperature and humidity environmental monitoring system, displaying real-time temperature and humidity, setting alarm parameters to ensure product safety.

6. Fan monitoring: Fan system failure alarm, online adjustable fan speed to ensure different chemical storage needs.

7. Filter saturation alarm system: The product is equipped with double-layer filters and dual VOC probes, with one probe monitoring indoor air quality and the other monitoring filter saturation status. The filter is set to a saturation alarm value, which will sound an alarm if it exceeds the range. When the concentration exceeds the set value for a long time, the filter needs to be replaced.

8. PSC fan imported from the United States, with a voltage of 24 volts, stable performance, ultra quiet, and no spark or static electricity.

9. High efficiency filtration system, according to the particle size selection distribution, follow ASTM standards, effective for acid gas and organic gas, strong adsorption capacity, for particle filter, the use of high efficiency HEPA filter, for particles greater than 0.3um, filtration efficiency of 99.995%.

Software control section

1. 7-inch large screen display, IoT intelligent HMI human-machine interface, resolution: 1024x600, perfect visual system;

2. Supports SIM card 4G communication, and the 4G communication module has a national mandatory product certification certificate;

3. Equipped with hazardous chemical management function, it can manage the inventory list of chemicals and support the display of no less than 100 types of chemical lists, including serial numbers, chemical names, quantities, units, etc; Inventory addition, deletion, and modification can be performed on the device side; Data synchronization to cloud backend servers; The WeChat client can view the current inventory list.

4. Through the WeChat client, remote management can be carried out, and historical VOC data, temperature and humidity environmental data can be viewed and presented in a curved manner; Historical alarm records can be viewed, and fans and alarm lights can be remotely controlled.

5. API interfaces can be provided to support third-party platform docking functionality.

6. The software control system has received a test report from the China Software Evaluation Center.

Advantages

1. No need to install pipeline engineering, convenient installation, no discharge of waste gas, new environmental protection.

2. The top can be equipped with a filtering module system according to the category of chemicals, meeting the storage needs of various types of chemicals.

3. Advanced modular filtration technology that fully adsorbs harmful gases, particulate dust, and other substances generated during filtration experiments.

4. No need to consume air conditioning energy, efficiently saving energy.

5. Convenient to move, store nearby, facilitate access, and improve work efficiency.

Working principle:

1. Fan

The fan located at the top of the cabinet extracts air from the laboratory into the interior of the cabinet, generating negative pressure.

2. Gas filtration

The harmful gases evaporated from the reagents stored in the cabinet enter the filtration module through the fan, and the toxic and harmful gas molecules are intercepted and filtered by the filter, while the clean gas returns to the room.

3. High quality air purification function: The filtered clean air returns to the indoor environment without endangering personnel's health.

4. Purifying laboratory air

Purify the air in the laboratory 24 hours a day to improve the air quality (it is recommended to keep the drug cabinet on for 24 hours)

Specification

Model	CSC-G800
External size(WxDxH)mm	800x510x2070
Internal size(WxDxH)mm	797x475x1604
Molecular filter size(WxDxH)mm	370x395x50
Primary filter size(WxDxH)mm	370x396x21
Display	7-inch LCD touch screen
Layer board	8
Load bearing	> 70kg/㎡
Air handling capacity	220m³/h
Cabinet volume	0.55m³
Storage capacity	160 bottles (500ml)
Voice	40dBA
Power Supply	220V/50Hz
Consumption	42W
Standard Accessories	1.Filter: 4 sets; 2. Primary filter: 1 unit; 3. Fan: 1 unit; 4. Layer board: 8 pieces; 5. Control system: 1 set; 6. VOC alarm system: 2 units; 7. Temperature and humidity alarm system: 1 set; 8. Item list function: 1 set; 9. Remote monitoring system: 1 set; 10. Power cord: 1 piece; 11. Locks: Flat lock+PP padlock
Optional Accessories	1.OG: Organic filter; 2. AG: Inorganic Filter; 3. AM: Ammonia filter; 4. FO: Formaldehyde filter; 5. HEPA H14: Efficient HEPA Filter; 6. Ammonia gas alarm; 7. Formaldehyde alarm; 8. HCL alarm; 9. Acid-base box; 10. Intelligent card swiping lock (if this option is selected, The model of the gas purifying drug cabinet is BC-G800E)
Shipping Size (WxDxH)mm	860x680x2300
Gross Weight(kg)	208

PP Gas-Purifying Chemical Safety Cabinet

Introduction

The CSC-PG pipeline free gas purification drug cabinet series is designed specifically for the storage of toxic, harmful, and highly corrosive chemicals, suitable for various fields and types of chemicals. It can store most chemicals used in the laboratory, purify toxic and harmful gases in the cabinet, purify laboratory air 24 hours, and is efficient and environmentally friendly.

Features

1. Cabinet: Made of 8mm white PP (polypropylene) sheet, with excellent corrosion resistance, seamless welding with the same color welding rod to ensure the firmness and sealing of the cabinet; Cabinet door: made of homogeneous PP board; Window: Made of 5mm PVC board; Laminated tray: Made of 8mm white PP (polypropylene) sheet, with upright edges around and welded into shape inside. The overall design is movable and can be freely extracted and placed in suitable compartments, allowing for the free combination of spaces on each floor. The height of the layer board is adjustable, and the tray is designed to prevent tipping while also meeting the anti leakage function.

2. Accessories: The door handle is made of PP material that has undergone injection molding, which has good corrosion resistance. The door hinge is made of PP material that has undergone injection molding, which has good corrosion resistance. The screws are made of stainless steel 304 material.

3. 7-inch LCD touch screen display, high-definition display resolution of 1024 * 600, perfect visual system.

4. Real time temperature and humidity environmental monitoring system, using Swiss imported probes, displays real-time temperature and humidity, and can set alarm parameters according to different climate conditions to ensure product safety.

5. Fan monitoring: The interface clearly displays the fan speed, which is adjustable to ensure the storage needs of different chemical quantities.

6. Filter saturation alarm system: The product is equipped with high-quality VOC probes imported from Japan and dual VOC monitoring. One probe monitors the saturation status of the filter and the other monitors the indoor air quality. The filter can set a saturation alarm value. If the concentration exceeds the set value for a long time, it will sound an alarm. When the concentration exceeds the set value for a long time, the filter needs to be replaced.

7. High quality PSC fan imported from the United States, with a voltage of 24 volts, stable performance, ultra quiet, and no spark or static electricity.

8. Efficient filtration system, arranged and distributed according to particle size, following ASTM standards, effectively targeting acidic and organic gases, with strong adsorption capacity. For particle filters, high-efficiency HEPA filters are used, with a filtration efficiency of 99.995% for particles larger than 0.3um. The selection of filter configuration depends on the type of chemical used by the user.

Software control section

*1. 7-inch large screen display, IoT intelligent HMI human-machine interface, resolution: 1024x600, perfect visual system;

*2. Supports SIM card 4G communication, and the 4G communication module has a national mandatory product certification certificate;

*3. With chemical management function, it can manage the inventory list of chemicals and support the display of no less than 100 types of chemical lists, including serial numbers, chemical names, quantities, units, etc; Inventory addition, deletion, and modification can be performed on the device side; Data synchronization to cloud backend servers; The WeChat client can view the current inventory list.



4. Through the WeChat client, remote management can be carried out, and historical VOC data, temperature and humidity environmental data can be viewed and presented in a curved manner; Historical alarm records can be viewed, and fans and alarm lights can be remotely controlled.

5. API interfaces can be provided to support third-party platform docking functionality.

6. The software control system has received a test report from the China Software Evaluation Center.

Advantages

1. No need to install pipeline engineering, convenient installation, no discharge of waste gas, new environmental protection.

2. The top can be equipped with a filtering module system according to the category of chemicals, meeting the storage needs of various types of chemicals.

3. Advanced modular filtration technology that fully adsorbs harmful gases, particulate dust, and other substances generated during filtration experiments.

4. No need to consume air conditioning energy, efficiently saving energy.

5. Convenient to move, store nearby, facilitate access, and improve work efficiency.

Working principle

1. Fan

The fan located at the top of the cabinet extracts air from the laboratory into the interior of the cabinet, generating negative pressure.

2. Gas filtration

The harmful gases evaporated from the reagents stored in the cabinet enter the filtration module through the fan, and the toxic and harmful gas molecules are intercepted and filtered by the filter, while the clean gas returns to the room.

3. High quality air purification function: The filtered clean air returns to the indoor environment without endangering personnel's health.

4. Purifying laboratory air

Purify the air in the laboratory 24 hours a day to improve the air quality (it is recommended to keep the drug cabinet on for 24 hours)

Specification

Model	CSC-PG800
External size(WxDxH)mm	800x460x1830
Internal size(WxDxH)mm	760x420x1540
Molecular filter size(WxDxH)mm	370x395x50
Primary filter size(WxDxH)mm	370x396x21
Display	7-inch LCD touch screen
Layer board	3
Load bearing	> 70kg/㎡
Air handling capacity	220m³/h
Cabinet volume	0.5m³
Storage capacity	120 bottles (500ml)
Voice	40dBA
Power Supply	220V/50Hz
Consumption	42W
Standard Accessories	1.Molecular filter: 2 sets; 2. Primary filter: 1 unit; 3. Fan: 1 unit; 4. Layer board: 3 pieces; 5. Control system: 1 set; 6. VOC alarm system: 2 sets; 7. Temperature and humidity alarm system: 1 set; 8. Item list function: 1 set; 9. Remote monitoring system: 1 set; 10. Power cord: 1 piece; 11. Locks: Double lock
Optional Accessories	1.OG: Organic filter; 2. AG: Inorganic Filter; 3. AM: Ammonia filter; 4. FO: Formaldehyde filter; 5. HEPA H14: Efficient HEPA Filter;
Shipping Size (WxDxH)mm	860x630x2050
Gross Weight(kg)	98

DAWEPS MEDICAL EQUIPMENT

Fireproof and Gas-Purifying Chemical Safety Cabinet

Introduction

The CSC-FG fire-resistant and gas purifying drug cabinet series is designed specifically for the storage of easily toxic and explosive substances, suitable for various fields and types of chemicals. It can store most of the chemicals used in the laboratory, purify toxic gases in the cabinet, purify laboratory air 24 hours a day, and is efficient and environmentally friendly. The entire cabinet has functions such as fire prevention, theft prevention, corrosion prevention, leakage prevention, ventilation, purification, and monitoring.



Features

1. The shell is entirely made of 1.2mm cold-rolled steel plate, and the cabinet base is made of 2.0mm cold-rolled steel plate. The inner and outer surfaces are coated with acid washed phosphating epoxy resin powder and subjected to baking and curing treatment.

2. The inner liner of the cabinet (upper, lower, left, and right inner lining panels) is all made of porcelain white PP (polypropylene resin) board; On the right side of the cabinet bottom, there is a 304 adjustable air inlet with a stainless steel adjustable air valve; The bottom layer inside the cabinet has a landfill chamber (leakage tank) that can store no less than 120mm thick yellow sand, used for burying flammable materials such as metallic sodium and yellow phosphorus (white phosphorus). The baffle should be connected to the cabinet as a whole; The bottom of the cabinet is equipped with four mobile steel wheels with a diameter of 50mm, which facilitates the movement of flammable and toxic materials storage cabinets; The front wheel has two manually adjustable levers, which facilitate the positioning of flammable and toxic storage cabinets.

3. The cabinet is equipped with three three-layer stepped PP resin movable shelves, which are made of corrosion-resistant porcelain white PP and have 10mm ventilation holes.

4. Fireproof material: The cabinet is filled with ceramic fibers, a fireproof material with insulation and heat preservation properties. It is lightweight, heat-resistant, and has excellent thermal stability, making it non-toxic and environmentally friendly.

5. Hinge: Seamless piano hinge, ensuring that the door can open 180 degrees. Fireproof expansion seals should be installed between the cabinet door and the cabinet, and the seals should comply with the requirements of GB 16807-2009. (An environmentally friendly thermal expansion sealing strip should be installed between the cabinet door and the cabinet. When the temperature is between 150 ℃ -180 ℃, the sealing strip will expand locally, and when the temperature reaches 750 ℃, the sealing strip will expand completely. The expansion ratio is 1:5 to ensure the safety of stored drugs.) The top of the cabinet has a detachable function for easy maintenance and repair.

7.Mechanical locks: Install magnetic locks, mechanical password locks, and other mechanical locks on the storage cabinet. The confidentiality performance of locks should comply with the standard requirements of "Security and Prevention Requirements for Storage Places of Explosive Hazardous Chemicals" (GA 1511-2018). (Mechanical anti-theft locks should comply with the standard of GA/T 73).

8.7-inch LCD touch screen microcomputer control system, real-time temperature and humidity environmental monitoring, fan monitoring, VOC concentration environmental monitoring system, and integrated alarm system.

9.Temperature and humidity digital display setting and measurement value, high-precision sensor, and immediate alarm prompt when the temperature and humidity inside the cabinet exceed the set measurement value.

10.PSC fan imported from the United States, with a current of 24 volts, stable performance, ultra quiet, and no spark or static electricity.

11.Efficient filtration system, arranged and distributed according to particle size, following ASTM standards, effectively targeting acidic and organic gases, with strong adsorption capacity. For particle filters, high-efficiency HEPA filters are used, achieving a filtration efficiency of 99.995% for particles larger than 0.3um.

12.Special security requirements: The mechanical lock key and electronic password lock password should be kept separately by two people, and both people should be present when opening.

Software control section

*1. 7-inch large screen display, IoT intelligent HMI human-machine interface, resolution: 1024x600, perfect visual system;

*2. Supports SIM card 4G communication, and the 4G communication module has a national mandatory product certification certificate;

*3. With chemical management function, it can manage the inventory list of chemicals and support the display of no less than 100 types of chemical lists, including serial numbers, chemical names, quantities, units, etc; Inventory addition, deletion, and modification can be performed on the device side; Data synchronization to cloud backend servers; The WeChat client can view the current inventory list.

4. Through the WeChat client, remote management can be carried out, and historical VOC data, temperature and humidity environmental data can be viewed and presented in a curved manner; Historical alarm records can be viewed, and fans and alarm lights can be remotely controlled.

5. API interfaces can be provided to support third-party platform docking functionality.

6. The software control system has received a test report from the China Software Evaluation Center.

Advantages

1. No need to install pipeline engineering, convenient installation, no discharge of waste gas, new environmental protection.

2. The top can be equipped with a filtering module system according to the category of chemicals, meeting the storage needs of various types of chemicals.

3. Advanced modular filtration technology that fully adsorbs harmful gases, particulate dust, and other substances generated during filtration experiments.

4. No need to consume air conditioning energy, efficiently saving energy.

5. Convenient to move, store nearby, facilitate access, and improve work efficiency.

Working principle

1. The fan located at the top of the cabinet extracts air from the laboratory into the interior of the cabinet, generating negative pressure.

2. Gas filtration The harmful gases evaporated from the reagents stored in the cabinet enter the filtration module through the fan, and the toxic and harmful gas molecules are intercepted and filtered by the filter, while the clean gas returns to the room.

3. High quality air purification function: The filtered clean air returns to the indoor environment without endangering personnel's health.

4. Purifying laboratory air Purify the air in the laboratory 24 hours a day to improve the air quality (it is recommended to keep the drug cabinet on for 24 hours)

Specification

Model	CSC-FG800
External size(WxDxH)mm	900x510x1960
Internal size(WxDxH)mm	800x410x1680
Molecular filter size(WxDxH)mm	370x395x50
Primary filter size(WxDxH)mm	740x396x21
Display	7-inch LCD touch screen
Layer board	3 PP stepped movable layer boards
Load bearing capacity of laminated board	> 70kg/㎡
Air processing capacity	230m³/h
Cabinet volume	0.55m³
Storage capacity	120 bottles (500ml)
Voice	40dBA
Power Supply	220V/50Hz
Consumption	42W
Standard Accessories	1.Filter: 4 sets; 2. Primary filter: 1 unit; 3. Fan: 1 unit; 4. Layer board: 3 pieces; 5. Control system: 1 set; 6. VOC alarm system: 2 units; 7. Temperature and humidity alarm system: 1 set; 8. Item list function: 1 set; 9. Remote monitoring system: 1 set; 10. Power cord: 1 piece; 11. Locks: GA password lock+mechanical lock
Optional Accessories	1.OG: Organic filter; 2. AG: Inorganic Filter; 3. AM: Ammonia filter; 4. FO: Formaldehyde filter; 5. HEPA H14: Efficient HEPA Filter; 6. Ammonia gas alarm; 7. Formaldehyde alarm; 8. HCL alarm; 9. Intelligent card swiping lock (if this option is selected, the drug cabinet model is BC-G800DE)
Shipping Size (WxDxH)mm	950x670x2200
Gross Weight(kg)	195

Fireproof and Gas-Purifying Chemical Safety Cabinet

Chemical Storage Cabinet



Red, Blue, Yellow optional

Introduction

BC series yellow safety cabinets are used to store various flammable items with a flash point below 45°C. For example: gasoline, alcohol, kerosene, methanol, ethanol, etc. Red safety cabinets store flammable items with a flash point above 45°, such as diesel, engine oil, lubricating oil, tung oil, etc. Blue safety cabinets are used to store various weakly corrosive items or weak acids and bases, such as acetic acid, carbonic acid, phosphoric acid, silicic acid, etc. According to the convenience of storage and use of items, choose safety cabinets of different specifications for storage, separate various types of dangerous items in an organized manner, and store them nearby to improve your work efficiency. Products are widely used in various fields such as medical and health care, scientific research, industry, foreign trade, and commerce.

Features

1. Double-layer fireproof steel plate structure, with an insulation layer of 38mm between the two layers of steel plates;
2. High-quality steel plate with a thickness of 1.2mm, longer service life and better fire resistance;
3. Three-point linkage door lock, which can open the cabinet door 180 degrees and is equipped with dual keys; an optional padlock can realize double-lock security management for two people.
4. The 5cm high leak-proof liquid tank prevents liquid from spilling;
5. Professional and standardized warning labels are obvious;
6. Equipped with double ventilation holes equipped with anti-fire protection devices, placed at the bottom and the opposite top;
7. Unique anti-spill laminate, which can be adjusted freely;
8. The storage cabinet shelves are stable and reliable;
9. Both the inside and outside of the cabinet are sprayed with epoxy resin paint, and the surface is bright and resistant to corrosion and moisture;
10. The cabinet is equipped with an electrostatic grounding conduction port to facilitate the connection of electrostatic grounding wires.



Specification

Model	CSC-04	CSC-12	CSC-22	CSC-30	CSC-45	CSC-60	CSC-90	CSC-180
External Size (WxDxH)mm	430x430x560	590x460x890	600x460x1650	1090x460x1120	1090x460x1650	860x860x1650	1090x860x1650	900x460x1800
Internal Size (HxWxD)mm	350x330x460	510x360x790	520x360x1550	1010x360x1020	1010x360x1550	780x760x1550	1010x760x1550	820x360x1700
Capacity (gallon/L)	4/15	12/45	22/83	30/114	45/170	60/227	90/340	40/150
Storage Capacity (500ml)	32	48	96	96	144	270	324	120
Shelf	1	1	3	1	2	2	2	2
Weight(kg)	35	50	85	90	118	140	160	70
Door	Single	Single	Single	Double	Double	Double	Double	Double
Shipping Size (WxDxH)mm	460x460x710	620x490x1050	630x490x1800	1120x490x1270	1120x490x1800	890x890x1800	1140x910x1800	950x510x1950
Gross Weight(kg)	39	55	91	98	128	153	180	80

Benchtop Low Speed Centrifuge CFG-T5L





4x500ml Swing rotor



4x2x100ml Swing rotor

Specifications

Model	CFG-T5L
Max Speed	5500rmp/m
Max RCF	4390×g
Max Capacity	4×500mL
Motor	AC frequency conversion motor
Speed Accuracy	±30r/min
Time Range	Time of centrifuge： 1min～99 min59sec
	Continuous centrifuge : Hold
Power Supply	AC220±22V 50/60Hz 10A
Noise	<65dB(A)
External Size (W×D×H)	458×620×380mm
Shipping Size (W×D×H)	550×800×570mm
N.W/G.W	55kg/72kg

Advantage

● 5-inch high-definition touch screen, easily operated, visual display.

● Automatically identify 4 kinds of different rotors, eliminate hidden danger brought by users' maloperation.

● 9 ranges for raising speed, 10 ranges for speed reduction, to effectively avoid secondary sedimentation, with better centrifugation effect.

● Available to store 15 series of procedure for users to adjust.

● The equipment of a special duct allows it to work continuously under a room temperature of 26-28oC, with temperature rise less than 15°C.

● Alternating frequency conversion electric machine, high precision of rotary speed control.

● The unique secondary damping device enables it to operate with very low vibration when the high-capacity rotor is working. The design maintains stable operations and is conducive to a longer service life of the instrument.

● Diverse protection setting: over-speed, door protect, imbalance protect, to ensure safety of both human and machine.

Rotors for CFG-T5L

Number	Rotor Type	Capacity	Max speed rmp/m	Max RCF(xg)	Dimension of Tube (mm)
NO.1	Swing Rotor	4x2x100ml	4000rmp/m	2810×g	Φ37.5×123
		4x100ml	4000rmp/m	2810×g	Φ37.5×123
		4x2x50ml	4000rmp/m	2810×g	Φ29×107
		4x50ml	4000rmp/m	2810×g	Φ29×107
		4x8x15ml	4000rmp/m	2810×g	Φ17×118
		4x6x15ml			Φ17×118
		4x4x15ml			Φ17×118
NO.2	Swing Rotor	4x250ml	4200r/min	3500xg	Φ62×110
NO.3	Swing Rotor	4×500ml	4000r/min	3040×g	Φ80×137
NO.4	Swing Rotor	4×12×7/5ml	4000r/min	2800×g	Φ13×110
NO.5	Swing Rotor	4×18×7/5ml	4000r/min	2800×g	Φ13×110
NO.6	Swing Rotor	4×24×7/5ml	4000r/min	2800×g	Φ13×110
NO.7	Microplate Rotor	2×2×96well	4000r/min	2000×g	Microplate
NO.8	Angle Rotor	12×10ml	5500r/min	4390×g	Φ16×83

BAWERS MEDICAL EQUIPMENT

Benchtop Large Capacity Centrifuge CFG-T5LII





4x500ml Swing rotor



4x2x100ml Swing rotor

Specifications

Model	CFG-T5LII
Max Speed	5500r/min
Max RCF	4390×g
Max Capacity	4×750ml
Speed Accuracy	±20r/min
Timer Range	1～99min59s
Noise	≤65dB
Motor	Brushless AC frequency motor and microcomputer controlled
Power Supply	AC 220V 50Hz 15A
External Size (W×D×H)	458×620×380mm
Shipping Size (W×D×H)	550×800×570mm
N.W/G.W	55kg/80kg

Description

This centrifuges is applicable for separating different liquids in the fields of biology, chemistry, radiation, immune laboratories, pharmacy production and so on.

Advantage

● Driving:

Drived by maintenance-free brushless AC frequency motor with high torque. It offers fast acceleration and dynamic brake and the powerful vibration absorbers make the motor run more steady.

● Display:

5-inch high-definition touch screen. The last program is stored automatically and RCF can be directly set.

● Body Structure:

Premium steel housing for safety and reliability; stainless steel camber for durability and easy cleaning.

● Safety Protections:

Quiet motor and electronic lock. Special design of air current for low temperature rise.

● Control:

10 rates of acceleration and deceleration (brake). 40 programs storage and recall to reach the best separation results.

Rotors for CFG-T5LII

Number	
No.1 Swinging Rotor	4x2x50ml(4000r/min RFC:2810×g) Tube Size：Φ29×107
No.2 Swinging Rotor	4x50ml(4000r/min RFC:2810×g) Tube Size：Φ29×107
No.3 Swinging Rotor	4x100ml(4000r/min RFC:2810×g) Tube Size：Φ38×123
No.4 Swinging Rotor	4x2x100ml(4000r/min RFC:2810×g) Tube Size：Φ38×123
No.5Swinging Rotor	4x4/6/8x10ml(4000r/min RFC:2810×g) Tube Size：Φ17×85
No.6 Swinging Rotor	4x4/6/8x15ml(4000r/min RFC:2810×g) Tube Size：Φ17×118
No.7 Swinging Rotor	4×250ml(4200r/min)RFC:3500×g Tube Size：Φ64×113
No.8 Swinging Rotor	4×500ml(4000r/min)RFC:3040×g Tube Size：Φ80×140
No.9 Swinging Rotor	4×750ml(4000r/min)RFC:3180×g Tube Size：Φ99×130
No.10 Swinging Rotor	4×12×5/7ml(4200r/min)RFC:3500×g Tube SizeΦ13×110
No.11 Swinging Rotor	4×24×5/7ml(4000r/min)RFC:3040×g Tube SizeΦ13×110
No.12 Microplate Rotor	2×2×96 wells (4200r/min)RFC:2360g Tube Size：Microtitre-plate
No.13 Angle Rotor	12x10ml(5500r/min)RFC:4390×g Tube SizeΦ16×83

BAWERS MEDICAL EQUIPMENT

Benchtop High Speed Refrigerated Centrifuge



Description

The instrument applies tothe experiments in fields of biology, medical science, agriculture, which is the first choice for heredity gene, protein nucleic acid PCR experiment.

Advantage

- 5-inch high-definition touch screen, easily operated, visual display.
- Automatically identify 7 kinds of different rotors, eliminate hidden danger brought by users' maloperation.
- 9 ranges for raising speed, 10 ranges for speed reduction, to effectively avoid secondary sedimentation, with better centrifugation effect.
- Available to store 15 series of procedure for users to adjust.

Benchtop High Speed Refrigerated Centrifuge

Advantage

- Alternating frequency conversion electric machine, high precision of rotary speed control， Freon-free compressor.
- Diverse protection setting: overspeed, door protect, imbalance protect, to ensure safety of both human and machine.
- Free conversion between rotary speed and centrifugal force.
- Noise near silent at maximum RPM.
- Air-tight rotor, to effectively avoid aerosol.

Specifications

Model	CFG-T20HRII
Max Speed	20000r/min
Max RCF	27000×g
Max Capacity	4×100mL
Motor	Ac frequency conversion motor
Speed Accuracy	±30r/min
Time Range	1min～99 min59sec Continuous centrifuge : Hold
Temperature Range	-20℃～+40℃
Temperature Accuracy	±1.0℃
Power Supply	AC220±22V 50/60Hz 16A
Noise	< 55dB(A)
External Size (W×D×H)	350×662×367mm
Shipping Size (W×D×H)	440×900×530mm
N.W/G.W	50kg/75kg

Rotors for CFG-T20HRII

Number	Rotor Type	Capacity	Max speed rmp/m	Max RCF(xg)
NO.1	Angle Rotor	12×1.5/2ml	20000rmp/m	27000×g
NO.2	Angle Rotor	24×1.5/2ml	16000rmp/m	24327×g
NO.3	Angle Rotor	32×1.5ml	15000rmp/m	25658×g
NO.4	Angle Rotor	8×15ml/48×1.5ml	13000rmp/m	18040×g
NO.5	Angle Rotor	12×5ml/48×0.5ml	14500rmp/m	14926×g
NO.6	Angle Rotor	12x10ml	14000rmp/m	20160×g
NO.7	Angle Rotor	6×50ml	13000rmp/m	18327×g
NO.8	Angle Rotor	4×100ml	11000rmp/m	12850×g
NO.9	Microplate	2x2x48well	4000rmp/m	2000×g

Low Speed Large Capacity Refrigerated Centrifuge CFG-6LLR





Description

This centrifuges is an advanced intelligent instrument with large capacity and refrigeration system. It is widely used for technology research and development in the fields of biochemistry, medical care, food safety, farming, blood bank, biological pharmacy, medicine productivity and so on.

Advantage

- Driving:

Drived by brushless AC frequency motor with SOFT brake to avoid suspension.

- Display:

7-inch high-definition touch screen. The programs are stored automatically and RCF can be directly set.

Advantage

- Cooling:

Totally CFC-free compressor with controlling valve for environment protection. It has features such as small vibration, fast cooling, low noise.

With standby cooling, the rotor remains at the required temperature. Rotors are autoclavable at 121℃ for 20 minutes.

- Body Structure:

Premium steel housing and stainless steel chamber.

- Safety Protection:

Rotor recognition system.It contains various safety protections including lid locking and holding during rotor on, over speed, over temp., unbalance.

- Control:

10 rates of acceleration and deceleration (brake). 40 programs storage and recall. It offers hold-on and transient functions for diverse centrifugation.

Specifications

Model	CFG-6LLR
Max Speed	6000r/min
Max RCF	6680×g
Max Capacity	6×1000ml
No.38 Angle Rotor	6×500ml(6000r/min) RFC:6680×g
No.70 Swinging Rotor	6×1000ml(4200r/min) RFC:5030×g（Circular cup）
No.70 Swinging Rotor	6×1000ml(4200r/min) RFC:5030×g（Square cup）
Speed Accuracy	±20r/min
Timer Range	0～99h59min59s
Temp. Range	-20℃～40℃
Temp. Accuracy	±1℃
Compressor	High-performance compressor with CFC-free refrigerant
Noise	≤58dB
Motor	Brushless AC frequency motor and microcomputer controlled
Power Supply	AC 220V 50Hz, 35A
External Size (W×D×H)	725×940×970mm
Shipping Size (W×D×H)	810×1040×1440mm
N.W/G.W	268kg/330kg

BAWERS MEDICAL EQUIPMENT

Low Speed Large Capacity Refrigerated Centrifuge CFG-8LLR



Description

This centrifuge with 14.4L large capacity design, a separation of 12 bags of 400 ~ 500ml in whole blood, to meet the production of high efficiency; widely used in blood, pharmaceuticals, biological products industry.

Advantage

- Driving:

Drived by brushless AC frequency motor with SOFT brake to avoid suspension.

- Speed Control:

The acceleration time to the maximum rotational speed is approx 14 s; The deceleration time from maximum rotational speed is approx 15 s.

- Display:

Microcomputer controlled with touching pad and LED & LCD display. The programs are stored automatically and RCF can be directly set.

Low Speed Large Capacity Refrigerated Centrifuge

Advantage

- Cooling:

Totally CFC-free compressor with controlling valve for environment protection. It has features such as small vibration, fast cooling, low noise.

With standby cooling, the rotor remains at the required temperature. Rotors are autoclavable at 121℃ for 20 minutes.

- Body Structure:

Premium steel housing and stainless steel chamber.

- Safety Protection:

Rotor recognition system.It contains various safety protections including lid locking and holding during rotor on, over speed, over temp., unbalance.

- Control:

10 rates of acceleration and deceleration. 40 programs storage and recall. It offers hold-on and transient functions for diverse centrifugation.

Specifications

Model	CFG-8LLR
Max Speed	8000r/min
Max RCF	12160×g
Max Capacity	6×2400ml
Speed Accuracy	±20r/min
Timer Range	0～99h59min59s
Temp. Range	-20℃～40℃
Temp. Accuracy	±1℃
Compressor	High-performance compressor with CFC-free refrigerant
Noise	≤58dB
Motor	Brushless AC frequency motor and microcomputer controlled
Power Supply	AC 220V 50Hz, 35A
External Size (W×D×H)	960×860×1200mm
Shipping Size (W×D×H)	1100×970×1500mm
N.W/G.W	500kg/580kg

Rotors for CFG-8LLR

Rotor No.	Max. Capacity	Max. Speed	Max RCF.	Tube Size
No.36 Angle Rotor	6×500ml	8000r/min	11680×g	Φ74×168
No.40 Angle Rotor	6×1000ml	7200r/min	12166×g	Φ97×175
No.70 Swinging Rotor	6×2400ml	4200r/min	6130×g	24 200ml quadruple bag 12 400-500ml whole blood
No.71 Swinging Rotor	2×6×1000ml	4000r/min	5000×g	Biological pharmacy

High Speed Centrifuge CFG-T16H



Description

This centrifuges is a conventional laboratory centrifuge. It's applicable for the tests with small samples, many processes, large centrifugal force and little temperature requirement. They are widely used in the fields of biochemistry, genetic engineering, agriculture, farming, food safety, medicine and so on.

Advantage

- Driving:

Drived by maintenance-free brushless DC motor with high torque. It offers fast acceleration and dynamic brake and the powerful vibration absorbers make the motor run more steady.

Display: Controlled by microcomputer with touching pad and LED digital display. The last program is stored automatically and RCF can be directly set.

- Body Structure:

Premium steel housing for safety and reliability; stainless steel chamber for durability and easy cleaning.

- Safety Protection:

Rotor recognition system. It contains various safety protections including lid locking and holding during rotor on, over speed, over temp., unbalance. The electronic lock ensures its safety and reliability during running.

Specifications

Model	CFG-T16H
Max Speed	16000r/min
Max RCF	17800×g
Max Capacity	8×5ml
No.16 Angle Rotor	18×0.5ml(16000r/min) RFC:17800×g
No.17 Angle Rotor	12×1.5/2.0ml(16000r/min) RFC:17800×g
No.26 Angle Rotor	8×5ml(13000r/min) RFC:10000×g
Speed Accuracy	±30r/min
Timer Range	0～99min
Noise	≤58dB
Motor	Brushless DC motor and microcomputer Controlled
Power Supply	AC 220V 50Hz 8A
External Size (W×D×H)	330×280×215mm
Shipping Size (W×D×H)	460×370×290mm
N.W/G.W	15kg/20kg

Crude Oil Centrifuge CFG-5CO





4×100ml Swing Rotor(2000rpm, 957×g)



Advantage

- High-definition touch screen "intelligent system", the display interface simultaneously displays the speed, running time,temperature.
- Screen brightness, heating efficiency, prompt volume, and other data can be personalized by users.
- Can store and call 100 sets of programs, with 9 acceleration rates and 10 deceleration rate options.
- Adopt large torque brushless frequency conversion motor, easy to operate; maintenance-free, no dust, fast lifting speed, greatly improving work efficiency.
- Adopt ring heater, heating quickly, temperature uniform, with temperature control and constant temperature function, to meet the oil industry's requirements for centrifuge temperature.
- Automatic electric induction door lock, emergency door opening function; automatic protection for overspeed and unbalance; the body adopts high-quality steel structure, built-in stainless steel explosion-proof protection inner sleeve, stainless steel centrifugal cavity, three-layer protection, safe and reliable.
- It is equipped with a fault self-diagnosis system, which can automatically detect various faults such as overspeed, overtemperature, unbalance, door cover self-locking, etc., and display the fault information in the display window to improve the safety performance of the instrument.

Specifications

Model	CFG-5CO
Max Speed	5000r/min
Max RCF	4730×g
Standard rotor	4*100ml Swing Rotor
Speed Accuracy	±10r/min
Temperature Range	Room temperature+10 ℃~80 ℃
Temperature Accuracy	±2 ℃
Timer	1s～99h59min59s
Noise	≤60dBA
Power supply	AC110/220V,50/60HZ
External Size (W×D×H)	680×500×385mm
Shipping Size (W×D×H)	880×580×560mm
N.W/G.W	67kg/90kg

Benchtop Low Speed Centrifuge CFG-T5LA

CE





4×300ml Swing Rotor



Description

This Benchtop Low Speed is mainly used in biology, medicine, chemistry, physics and other laboratories. It is an ideal instrument for the analysis of serum, plasma, urine, radioimmunoassay and other items.

Advantage

- Adopt large torque brushless frequency conversion motor, maintenance-free, no dust, fast lifting speed.
- Induction automatic electric suction door lock, with emergency door opening device; self-inspection and protection of door lock, over-speed, unbalance, etc., safe and reliable.
- Using a microcomputer processor for precise control, eye-catching red digital LED display, key programming, and parameter modification during operation.
- Using a unique spring cone sleeve to connect the rotating head and spindle, the rotating head is locked 360 degrees, and the loading and unloading of the rotating head is non directional, fast and simple.
- Aero forged aluminum rotors (except multi-tube frame rotors) and various Teflon adapters are available.
- 10 acceleration rates and 10 deceleration rates for users to choose to achieve the best centrifugal effect.
- The whole machine is all-steel structure, stainless steel centrifugal chamber; multi-layer protection design, three-stage vibration reduction, safe and stable.
- The instrument door cover is equipped with a hydraulic rod to reduce operating load.

Specifications

Model	CFG-T5LA
Max Speed	5000rpm
Max RCF	4730×g
Max Volume	4×300ml Swing Rotor
Speed Accuracy	±10rpm
Timer	1s～99min
Noise	≤62dBA
Power supply	AC110/220V,50/60HZ
External Size (W×D×H)	610×450×355mm
Shipping Size (W×D×H)	820×520×540mm
N.W/G.W	52kg/70kg

Rotors for CFG-T5LA

Rotor No.	Rotor Type	Max Volume	Max Speed	Max RCF	Notes
	Swing Rotor	4×14×5/7ml	4000rpm	3180×g	For 2-7ml vacuum tube
	Swing Rotor	4×300ml(round)			Optional biosafety cover
No 05619	Adapter	4×10×5/7ml vacuum tube			For 2-7ml vacuum tube
	Adapter	4×9×10ml vacuum tube			For 10ml vacuum tube
	Adapter	4×7×10/15ml			For 10/15ml tube
	Adapter	4×2×50ml			For 50ml tube
	Swing Rotor	4×300ml(rectangle)			Optional biosafety cover
	Adapter	4×16×5/7ml vacuum tube			For 2-7ml vacuum tube
No 05620	Adapter	4×12×10ml vacuum tube	4000rpm	3150×g	For 10ml vacuum tube
	Adapter	4×9×10/15ml			For 10/15ml tube
	Adapter	4×4×50ml			For 50ml tube
No 05623		4×24×5ml vacuum tube		2840×g	For 2ml vacuum tube
No 05622	Swing Rotor	4×24×7ml vacuum tube	4000rpm	3140×g	For 5ml vacuum tube
No 05621		4×18×10ml vacuum tube		3140×g	For 10ml vacuum tube
No 05211	Swing Rotor	4×250ml(falcon)	4000rpm	3260×g	250ml falcon
	Adapter	4×250ml Adapter			
No 05214	Swing Rotor	2×4×96 well	4000rpm	2910×g	Optional
No 05216		2×3×48 well		2300×g	Optional
No 05629		4×1×50ml	5000rpm	4730×g	Optional
No 05630		4×1×100ml		4730×g	Optional
No 05635		4×2×100ml		3020×g	Optional
No 05634	Swing Rotor	4×2×50ml		3200×g	Optional
No 05631		4×8×15ml	4000rpm	3200×g	Optional
No 05639		4×16×5ml vacuum tube		2530×g	For 2ml vacuum tube
No 05638		4×16×7ml vacuum tube		2890×g	For 5ml vacuum tube
No 05640		4×12×10ml vacuum tube		2880×g	For 10ml vacuum tube
No 05182	Angle rotor	12×Gabor milk fat meter	2000rpm	815×g	For Gabor milk fat meter
No 05140	Angle rotor	24×15ml	5000rpm	3500×g	Optional
No 05141	Angle rotor	30×15ml	5000rpm	3830×g	Optional
No 05144	Angle rotor	12×50ml	5000rpm	3860×g	Optional
No 05145	Angle rotor	24×50ml	4000rpm	2970×g	Optional
No 05147	Angle rotor	6×100ml	5000rpm	3130×g	Optional
No 05148	Angle rotor	12×100ml	4000rpm	2970×g	Optional

Benchtop Low Speed Centrifuge

Dairy Centrifuge





4×800ml Swing Rotor



Advantage

- Adopt large torque brushless frequency conversion motor, maintenance-free, no dust, fast lifting speed.
- Induction automatic electric suction door lock, with emergency door opening device; self-inspection and protection of door lock, over-speed, unbalance, etc., safe and reliable.
- Using a microcomputer processor for precise control, eye-catching red digital LED display, key programming, and parameter modification during operation.
- Using a unique spring cone sleeve to connect the rotating head and spindle, the rotating head is locked 360 degrees, and the loading and unloading of the rotating head is non directional, fast and simple.
- Aero forged aluminum rotors (except multi-tube frame rotors) and various Teflon adapters are available.
- 10 acceleration rates and 10 deceleration rates for users to choose to achieve the best centrifugal effect.
- The whole machine is all-steel structure, stainless steel centrifugal chamber; multi-layer protection design, three-stage vibration reduction, safe and stable.
- The instrument door cover is equipped with a hydraulic rod to reduce operating load.

Specifications

Model	CFG-5D
Max Speed	5000rpm
Max RCF	4730×g
Max Volume	4×800ml Swing Rotor
Speed Accuracy	±10rpm

Specifications

Model	CFG-5D
Timer	1s～99min
Noise	≤65dBA
Power supply	AC110/220V,50/60HZ
External Size (W×D×H)	680×500×385mm
Shipping Size (W×D×H)	880×580×560mm
N.W/G.W	67kg/90kg

Rotors for CFG-5M

Rotor No.	Rotor Type	Max Volume	Max Speed	Max RCF	Notes
No 05207	Swing Rotor	4×25×5/7ml	4000rpm	3450×g	For 2-7ml vacuum tube
	Swing Rotor	4×800ml(round)			Optional biosafety cover
	Adapter	4×500ml(falcon)			500ml falcon
	Adapter	4×250ml(falcon)			250ml falcon
	Adapter	4×24×5/7ml vacuum tube	4000rpm	3450×g	For 2-7ml vacuum tube
	Adapter	4×19×10ml vacuum tube			For 10ml vacuum tube
	Adapter	4×14×10/15ml			For 10/15ml tube
	Adapter	4×5×50ml			For 50ml tube
No 05608	Swing Rotor	4×500ml(rectangle)	4000rpm	3530×g	Optional biosafety cover
	Adapter	4×18×5/7ml vacuum tube			For 2-7ml vacuum tube
	Adapter	4×14×10ml vacuum tube			For 10ml vacuum tube
	Adapter	4×9×10/15ml			For 10/15ml tube
	Adapter	4×3×50ml			For 50ml tube
No 05609	Swing Rotor	4×500ml(rectangle)	4000rpm	3450×g	Optional biosafety cover
	Adapter	4×20×5/7ml vacuum tube			For 2-7ml vacuum tube
	Adapter	4×16×10ml vacuum tube			For 10ml vacuum tube
	Adapter	4×12×10/15ml			For 10/15ml tube
	Adapter	4×5×50ml			For 50ml tube
No 05611	Swing Rotor	4×4×96 well	4000rpm	2940×g	Optional
No 05610		4×7×50ml		3470×g	For 50ml falcon tube
No 05213	Swing Rotor	2×5×96 well	4000rpm	3210×g	Optional
No 05629		4×1×50ml	5000rpm	4730×g	Optional
No 05630		4×1×100ml		4730×g	Optional
No 05635		4×2×100ml		3200×g	Optional
No 05634	Swing Rotor	4×2×50ml		3200×g	Optional
No 05631		4×8×15ml	4000rpm	3200×g	For 5-15ml tube
No 05639		4×16×5ml vacuum tube		2530×g	For 2ml vacuum tube
No 05638		4×16×7ml vacuum tube		2890×g	For 5ml vacuum tube
No 05640		4×12×10ml vacuum tube		2880×g	For 10ml vacuum tube
No 05614		4×30×7ml vacuum tube		3160×g	For 5ml vacuum tube
No 05615	Swing Rotor	4×40×7ml vacuum tube	4000rpm	3270×g	For 5ml vacuum tube
No 05618		4×28×10m vacuum tube		3270×g	For 10ml vacuum tube
No 05237	Swing Rotor	4×Pasteur milk bottle	4000rpm	3830×g	Pasteur milk bottle
No 05183	Angle rotor	16×Gabor milk fat meter	2000rpm	896×g	For Gabor milk fat meter
No 05141	Angle rotor	30×15ml	5000rpm	3830×g	Optional
No 05144	Angle rotor	12×50ml	5000rpm	3860×g	Optional
No 05145	Angle rotor	24×50ml	4000rpm	2970×g	Optional
No 05147	Angle rotor	6×100ml	5000rpm	3130×g	Optional
No 05148	Angle rotor	12×100ml	4000rpm	2970×g	Optional

Benchtop High Speed Refrigerated Centrifuge CFG-16HRII



Description

This High Speed Refrigerated Centrifuge is used for bacteria, protein precipitation, nucleic acid extraction, subcellular component separation, clinical test sample processing, blood, suitable for medical, life sciences, biopharmaceutical, agricultural sciences, environmental protection and other scientific research units, as well as universities and colleges.

Advantage

- All-steel multi-layer explosion-proof structure, stainless steel centrifugal cavity.
- Maintenance-free DC variable frequency motor drive, smooth and quiet operation.
- Using microcomputer processor for precise control, LCD liquid crystal display, can store and call 10 sets of commonly used programs .
- 10 speed acceleration and deceleration control, automatically save the last used program.

Benchtop High Speed Refrigerated Centrifuge

Advantage

- Using fluorine-free compressor unit, high-quality copper tube wrapped in centrifugal cavity, full tin welding technology, double-circulation pipeline, greatly improving refrigeration efficiency, it can be reduced from room temperature 25℃ to 4℃ within 4 minutes; the use of "automatic constant temperature control system adjustment technology" is accurate temperature control.
- Mute automatic electronic door lock, easy to use, with emergency door opening function.
- Door lock, overspeed and imbalance automatic protection， Self-diagnostic error.

Specifications

Model	CFG-16HRII
Max Speed	16000rpm
Max RCF	19040×g
Max Volume	6×10ml Angle rotor
Temperature Range	-20℃～40℃
Temperature Accuracy	±1℃
Speed Accuracy	±10rpm
Timer	1s～99min59s
Noise	≤58dBA
Power supply	AC110/220V,50/60HZ
External Size (W×D×H)	475×485×260mm
Shipping Size (W×D×H)	585×570×490mm
N.W/G.W	43kg/57kg

Rotors for CFG-16HRII

Rotors No.	Rotor Type	Max Volume	Max speed	Max RCF
No 05184	Angle rotor	40×0.2ml	16000rpm	16000rpm
No 05185	Angle rotor	24×0.5ml	16000rpm	16000rpm
No 05105	Angle rotor	30×0.5ml	13000rpm	13000rpm
No 05106	Angle rotor	40×0.5ml	13000rpm	13000rpm
No 05186	Angle rotor	12×1.5/2ml	16000rpm	16000rpm
No 05187	Angle rotor	20×1.5/2ml	14000rpm	14000rpm
No 05188	Angle rotor	24×1.5/2ml	14000rpm	14000rpm
No 05191	Angle rotor	10×5ml	16000rpm	16000rpm
No 05133	Angle rotor	4×8PCR	14000rpm	14000rpm
No 05192	Angle rotor	6×10ml	13000rpm	13000rpm

Blood Bag Centrifuge (Large Capacity Refrigerated Centrifuge)

CE





4*1000ml swing rotor



6*1000ml swing rotor



6*2400ml swing rotor

Description

The capacity is 4/6×1000ml, and 12 bags of 200ml blood bags or 6 bags of 400/500ml blood bags can be separated at one time. Mainly used in blood bank, blood station, medical and health, biochemistry, food safety, life science, agriculture and forestry science, animal husbandry science, biological products, pharmaceutical products and other fields of ideal equipment for the separation and precipitation of samples and concentrated preparation.

Advantage

- High torque brushless frequency conversion motor, maintenance-free, no dust, fast lifting speed.
- The flexible shaft drive system directly drives the rotor to protect the motor, with precise speed control, stable operation, low vibration and low noise.
- Induction automatic electric suction door lock, and emergency door opening device; self-check and protection of door lock, over-speed, overtemperature, unbalance, etc., safe and reliable.
- Imported customized specially equipped with fluorine-free compressor unit, high-quality copper tube wrapped in centrifugal cavity, full tin welding technology, double-circulation pipeline, greatly improving refrigeration efficiency, can be reduced from room temperature 25℃ to 4℃ within 4 minutes; use "automatic constant temperature control system to adjust Technology" precise temperature control.
- Using a microcomputer processor for precise control, LED display, and key programming; Real time and simultaneous display of rotor No., Program number, Speed/RCF, Time, Temperature, and Speed up and Down gear; Parameters can also be modified during operation.
- Can store and call 10 sets of programs, with 10 acceleration rates and 10 deceleration rate options.
- The whole machine is all-steel structure, 304 stainless steel centrifugal chamber, multi-layer protection design, safe and reliable; three-stage vibration reduction, automatic balance function.
- The bottom is equipped with pulleys for easy transportation, installation, and relocation.
- The door cover of the instrument is equipped with double hydraulic rods to reduce the operation load; the front operation panel, the door cover is opened backwards, which is ergonomic and comfortable to operate.

Specifications

Model	CFG-BB6L	CFG-BB6	CFG-BB7
Max Speed	6000rpm		8000rpm
Max RCF	6600×g		14551×g
Max Volume	4×1000ml Swing Rotor	6×1000ml Swing Rotor	6×2400ml Swing Rotorr
Temperature Range	-20℃～40℃		
Temperature Accuracy	±1℃		
Speed Accuracy	±10rpm		
Timer	1min～9h59min		
Noise	≤65dBA		≤68dBA
Power supply	AC110/220V,50/60HZ		AC380/220V,50/60Hz
External Size (W×D×H)	785×680×800mm	800×740×900mm	945×890×1015mm
Shipping Size (W×D×H)	970×800×1290mm	1035×840×1460mm	1200×1050×1565mm
N.W/G.W	290kg/330kg	310kg/400kg	600kg/670kg

Rotors for CFG-BB6L

Rotors No.	Rotor Type	Max Volume	Max speed	Max RCF
No 05605	Swing Rotor	4×1000ml(round)	4000rpm	4060×g
	Swing Rotor	6×500ml(round)	4000rpm	4060×g
No 05606	Swing Rotor	4×1000ml(oval)	4000rpm	4060×g
	Adapter	8 bags of 200ml blood bags		
	Adapter	4 bags of 400/500ml blood bags		
No 05159	Angle rotor	6×300ml	6000rpm	5660×g
No 05161	Angle rotor	6×500ml	6000rpm	6600×g

Rotors for CFG-BB6

Rotors No.	Rotor Type	Max Volume	Max speed	Max RCF
No 05605	Swing Rotor	6×1000ml(round)	4200rpm	5100×g
No 05606	Swing Rotor	6×1000ml(oval)	4200rpm	5100×g
	Adapter	12 bags of 200ml blood bags		
	Adapter	6 bags of 400/500ml blood bags		
No 05159	Angle rotor	6×300ml	6000rpm	5660×g
No 05161	Angle rotor	6×500ml	6000rpm	6600×g

Rotors for CFG-BB7

Rotors No.	Rotor Type	Max Volume	Max speed	Max RCF
No 05165	Angle rotor	6×1000ml	8000rpm	14551×g
No 05603	Swing Rotor	6×2400ml	4000rpm	5330×g
	Blood bag adapter(24 bags of 200ml blood bags or 12 bags of 400/500ml blood bags)			
No 05646	Swing Rotor	6×2×1000ml	4000rpm	4980×g
No 05604	Swing Rotor	6×2000ml	4000rpm	5550×g

BAWERS MEDICAL EQUIPMENT

Cell Washer/Serofuge Centrifuge CFG-4CW



Description

The Cell Washer/Serofuge Centrifuge is a special centrifuge for washing red and white blood cells.

Advantage

- All-steel structure with multi-layer explosion-proof design, safe and stable operation performance.
- Self-test, alarm protection function, close the door, you can close the cavity door, over-speed, imbalance protection, safe, reliable, convenient and fast.
- Adopt microcomputer processor for precise control, LCD display parameters such as speed, time, key programming, switch display operation parameters and RCF value.

Cell Washer/Serofuge Centrifuge

Advantage

- It adopts high torque non-carbon brush DC motor, which is easy to operate; maintenance-free, dust-free and fast lifting speed.
- Built-in special program for washing red and white blood cells, with dedicated selection buttons.
- Small size and low cover height, saving laboratory space.
- Door lock, overspeed and imbalance automatic protection， Self-diagnostic error.

Specifications

Model	CFG-4CW
Max Speed	4000r/min
Max RCF	2000×g
Max Capacity	12×7ml
Speed Accuracy	±10r/min
Timer	1s～99min59s
Noise	≤55dBA
Power supply	AC110/220V,50/60HZ
External Size (W×D×H)	470×320×250m
Shipping Size (W×D×H)	565×410×340mm
N.W/G.W	16kg/18kg

Rotors for CFG-4CW

Rotor Name	RCF	Use
HAL rotor for Lymphocyte washning	2000×g	Lymphocyte separation incubated cell separation
	1000×g	Hematoblast extenterate(thrombin disposal)
	1000×g	Lymphocyte washing
SERO rotor for erythrocyte washing	500×g	Blood type determination, the image of the hematocyte
	1000×g	Hematocyte washing, the distillation of the
	1000×g	Hematocyte washing, the distillation of the serum and plasma

Gel Card Centrifuge







12 cards swing rotor



24 cards swing rotor

Description

The Gel Card Centrifuge, also named blood group serological test mutipurpose centrifuge, it is widely used in the test of blood group serology, blood type, microcolumn agglutination,immunodetection and etc.

Gel Card Centrifuge

Advantage

- Brushless motor to make sure free maintenance, no powder pollution, micro computer control and digital display the time, speed and RCF to let operation easily.
- Special centrifugation technical to different reagent according to the requirement.
- Regular centrifugation program, customers can press the button to choose the required one.
- 10-speed acceleration and deceleration control, booting is the last used program.
- The mute electronic door lock is easy to use and has an emergency door opening function.
- Door lock, overspeed and imbalance automatic protection，Self-diagnostic error.

Specifications

Model	CFG-GC12	CFG-GC24
Max Speed	4000rm	3000rpm
Max RCF	1480×g	1192×g
Max Capacity	12 cards	24 cards
Speed Accuracy	±10r/min	
Timer	1s~99min59s	
Noise	≤55dBA	
Power supply	AC110/220V,50/60HZ	
External Size (W×D×H)	450×320×225mm	500×360×250mm
Shipping Size (W×D×H)	565×410×340mm	615×450×390mm
N.W/G.W	15kg/17kg	19kg/21kg

Rotors for CFG-GC12

Rotor Name	Rotor Type	Max Volume	Max Speed	Max RCF
No 05227	Swing Rotor	12 cards	4000rpm	1480×g

Rotors for CFG-GC12

Rotor Name	Rotor Type	Max Volume	Max Speed	Max RCF
No 05228	Swing Rotor	24 cards	3000rpm	1192×g

Benchtop Low Speed Centrifuge







Description

The Benchtop Low Speed Centrifuge is mainly used in biology, medicine, chemistry, physics and other laboratories. It is an ideal instrument for the analysis of serum, plasma, urine, radioimmunoassay and other items.

Advantage

- Small Size; great space saver for the lab
- The digital display;
- High performance and low noise;
- The base is fixed by sucker,suitable for vehicle.
- Free maintenance DC brushless motor drive, running stable and quiet.

Specifications

Model	CFG-4C
Max. Speed	4000r/min
Max. RCF	1880×g
Max Volume	4x50ml
Angle Rotor	12×10ml (4000r/min) RFC:1880×g
Angle Rotor	8×15m l(4000r/min) RFC:1880×g
Angle Rotor	6×20ml (4000r/min) RFC:1880×g
Angle Rotor	4×50ml (4000r/min) RFC:1880×g
Timer	0～99min
Revolutions/min	±20r/min
Noise	≤55dBA
Power supply	AC220V, 50/60Hz
External Size (W×D×H)	283×220×265mm
Shipping Size (W×D×H)	330×370×290mm
N.W/G.W	6kg/8kg

Hematocrit Centrifuge CFG-H12B





24 pieces vessel hematocrit rotor

Description

The Hematocrit Centrifuge is used for the determination of blood hematocrit, the separation of trace blood and trace solutions.

Advantage

- Adopt large torque brushless frequency conversion motor, maintenance-free, no dust, fast lifting speed.
- Using induction electronic door lock, with emergency door opening device; door lock detection, overspeed, unbalance and other self-inspection and protection, safe and reliable.
- Using microcomputer processor for precise control, LCD liquid crystal display, can store and call 10 sets of common programs.
- 10 acceleration rates and 10 deceleration rates for users to choose to achieve the best centrifugal effect.
- The whole machine is all-steel structure, 304 stainless steel centrifugal chamber, multi-layer explosion-proof design, safe and stable; three-stage vibration reduction, automatic balance function.
- Suitable for any laboratory, it occupies a small area, greatly saves limited laboratory space, and has a low opening height. Also suitable for laboratory Benchtops with shelves.

Specifications

Model	CFG-H12B
Max Speed	12000rpm
Max RCF	15800×g
Max Capacity	24pcs Capillary
Speed Accuracy	±10rpm
Timer	1s～99min59s
Noise	≤58dBA
Power supply	AC110/220V,50/60HZ
External Size (W×D×H)	350×270×210mm
Shipping Size (W×D×H)	410×340×280mm
N.W/G.W	13kg/14kg

Rotors for CFG-H12B

Rotors No.	Rotor Type	Max Volume	Max speed	Max RCF
No 05193	hematocrit rotor	24 pieces vessel	12000rpm	15800×g

Benchtop High Speed Refrigerated Centrifuge CFG-16HRII



Description

This High Speed Refrigerated Centrifuge is used for bacteria, protein precipitation, nucleic acid extraction, subcellular component separation, clinical test sample processing, blood, suitable for medical, life sciences, biopharmaceutical, agricultural sciences, environmental protection and other scientific research units, as well as universities and colleges.

Advantage

- All-steel multi-layer explosion-proof structure, stainless steel centrifugal cavity.
- Maintenance-free DC variable frequency motor drive, smooth and quiet operation.
- Using microcomputer processor for precise control, LCD liquid crystal display, can store and call 10 sets of commonly used programs .
- 10 speed acceleration and deceleration control, automatically save the last used program.

Benchtop High Speed Refrigerated Centrifuge

Advantage

- Using fluorine-free compressor unit, high-quality copper tube wrapped in centrifugal cavity, full tin welding technology, double-circulation pipeline, greatly improving refrigeration efficiency, it can be reduced from room temperature 25℃ to 4℃ within 4 minutes; the use of "automatic constant temperature control system adjustment technology" is accurate temperature control.
- Mute automatic electronic door lock, easy to use, with emergency door opening function.
- Door lock, overspeed and imbalance automatic protection， Self-diagnostic error.

Specifications

Model	CFG-16HRII
Max Speed	16000rpm
Max RCF	19040×g
Max Volume	6×10ml Angle rotor
Temperature Range	-20℃～40℃
Temperature Accuracy	±1℃
Speed Accuracy	±10rpm
Timer	1s～99min59s
Noise	≤58dBA
Power supply	AC110/220V,50/60HZ
External Size (W×D×H)	475×485×260mm
Shipping Size (W×D×H)	585×570×490mm
N.W/G.W	43kg/57kg

Rotors for CFG-16HRII

Rotors No.	Rotor Type	Max Volume	Max speed	Max RCF
No 05184	Angle rotor	40×0.2ml	16000rpm	16000rpm
No 05185	Angle rotor	24×0.5ml	16000rpm	16000rpm
No 05105	Angle rotor	30×0.5ml	13000rpm	13000rpm
No 05106	Angle rotor	40×0.5ml	13000rpm	13000rpm
No 05186	Angle rotor	12×1.5/2ml	16000rpm	16000rpm
No 05187	Angle rotor	20×1.5/2ml	14000rpm	14000rpm
No 05188	Angle rotor	24×1.5/2ml	14000rpm	14000rpm
No 05191	Angle rotor	10×5ml	16000rpm	16000rpm
No 05133	Angle rotor	4×8PCR	14000rpm	14000rpm
No 05192	Angle rotor	6×10ml	13000rpm	13000rpm

Benchtop Low Speed Centrifuge







Description

The Benchtop Low Speed Centrifuge is mainly used in biology, medicine, chemistry, physics and other laboratories. It is an ideal instrument for the analysis of serum, plasma, urine, radioimmunoassay and other items.

Advantage

- Small Size; great space saver for the lab
- The digital display;
- High performance and low noise;
- The base is fixed by sucker,suitable for vehicle.
- Free maintenance DC brushless motor drive, running stable and quiet.

Specifications

Model	CFG-4C
Max. Speed	4000r/min
Max. RCF	1880×g
Max Volume	4x50ml
Angle Rotor	12×10ml (4000r/min) RFC:1880×g
Angle Rotor	8×15m l(4000r/min) RFC:1880×g
Angle Rotor	6×20ml (4000r/min) RFC:1880×g
Angle Rotor	4×50ml (4000r/min) RFC:1880×g
Timer	0～99min
Revolutions/min	±20r/min
Noise	≤55dBA
Power supply	AC220V, 50/60Hz
External Size (W×D×H)	283×220×265mm
Shipping Size (W×D×H)	330×370×290mm
N.W/G.W	6kg/8kg

Hematocrit Centrifuge CFG-H12B





24 pieces vessel hematocrit rotor

Description

The Hematocrit Centrifuge is used for the determination of blood hematocrit, the separation of trace blood and trace solutions.

Advantage

- Adopt large torque brushless frequency conversion motor, maintenance-free, no dust, fast lifting speed.
- Using induction electronic door lock, with emergency door opening device; door lock detection, overspeed, unbalance and other self-inspection and protection, safe and reliable.
- Using microcomputer processor for precise control, LCD liquid crystal display, can store and call 10 sets of common programs.
- 10 acceleration rates and 10 deceleration rates for users to choose to achieve the best centrifugal effect.
- The whole machine is all-steel structure, 304 stainless steel centrifugal chamber, multi-layer explosion-proof design, safe and stable; three-stage vibration reduction, automatic balance function.
- Suitable for any laboratory, it occupies a small area, greatly saves limited laboratory space, and has a low opening height. Also suitable for laboratory Benchtops with shelves.

Specifications

Model	CFG-H12B
Max Speed	12000rpm
Max RCF	15800×g
Max Capacity	24pcs Capillary
Speed Accuracy	±10rpm
Timer	1s～99min59s
Noise	≤58dBA
Power supply	AC110/220V,50/60HZ
External Size (W×D×H)	350×270×210mm
Shipping Size (W×D×H)	410×340×280mm
N.W/G.W	13kg/14kg

Rotors for CFG-H12B

Rotors No.	Rotor Type	Max Volume	Max speed	Max RCF
No 05193	hematocrit rotor	24 pieces vessel	12000rpm	15800×g

Cell Washer/Serofuge Centrifuge CFG-4CW



Description

The Cell Washer/Serofuge Centrifuge is a special centrifuge for washing red and white blood cells.

Advantage

- All-steel structure with multi-layer explosion-proof design, safe and stable operation performance.
- Self-test, alarm protection function, close the door, you can close the cavity door, over-speed, imbalance protection, safe, reliable, convenient and fast.
- Adopt microcomputer processor for precise control, LCD display parameters such as speed, time, key programming, switch display operation parameters and RCF value.

Advantage

- It adopts high torque non-carbon brush DC motor, which is easy to operate; maintenance-free, dust-free and fast lifting speed.
- Built-in special program for washing red and white blood cells, with dedicated selection buttons.
- Small size and low cover height, saving laboratory space.
- Door lock, overspeed and imbalance automatic protection， Self-diagnostic error.

Specifications

Model	CFG-4CW
Max Speed	4000r/min
Max RCF	2000×g
Max Capacity	12×7ml
Speed Accuracy	±10r/min
Timer	1s～99min59s
Noise	≤55dBA
Power supply	AC110/220V,50/60HZ
External Size (W×D×H)	470×320×250m
Shipping Size (W×D×H)	565×410×340mm
N.W/G.W	16kg/18kg

Rotors for CFG-4CW

Rotor Name	RCF	Use
HAL rotor for Lymphocyte washning	2000×g	Lymphocyte separation incubated cell separation
	1000×g	Hematoblast extenterate(thrombin disposal)
	1000×g	Lymphocyte washing
SERO rotor for erythrocyte washing	500×g	Blood type determination, the image of the hematocyte
	1000×g	Hematocyte washing, the distillation of the
	1000×g	Hematocyte washing, the distillation of the serum and plasma

Dairy Centrifuge





4×800ml Swing Rotor



Advantage

- Adopt large torque brushless frequency conversion motor, maintenance-free, no dust, fast lifting speed.
- Induction automatic electric suction door lock, with emergency door opening device; self-inspection and protection of door lock, over-speed, unbalance, etc., safe and reliable.
- Using a microcomputer processor for precise control, eye-catching red digital LED display, key programming, and parameter modification during operation.
- Using a unique spring cone sleeve to connect the rotating head and spindle, the rotating head is locked 360 degrees, and the loading and unloading of the rotating head is non directional, fast and simple.
- Aero forged aluminum rotors (except multi-tube frame rotors) and various Teflon adapters are available.
- 10 acceleration rates and 10 deceleration rates for users to choose to achieve the best centrifugal effect.
- The whole machine is all-steel structure, stainless steel centrifugal chamber; multi-layer protection design, three-stage vibration reduction, safe and stable.
- The instrument door cover is equipped with a hydraulic rod to reduce operating load.

Specifications

Model	CFG-5D
Max Speed	5000rpm
Max RCF	4730×g
Max Volume	4×800ml Swing Rotor
Speed Accuracy	±10rpm

Specifications

Model	CFG-5D
Timer	1s～99min
Noise	≤65dBA
Power supply	AC110/220V,50/60HZ
External Size (W×D×H)	680×500×385mm
Shipping Size (W×D×H)	880×580×560mm
N.W/G.W	67kg/90kg

Rotors for CFG-5M

Rotor No.	Rotor Type	Max Volume	Max Speed	Max RCF	Notes
No 05207	Swing Rotor	4×25×5/7ml	4000rpm	3450×g	For 2-7ml vacuum tube
	Swing Rotor	4×800ml(round)			Optional biosafety cover
	Adapter	4×500ml(falcon)			500ml falcon
	Adapter	4×250ml(falcon)			250ml falcon
	Adapter	4×24×5/7ml vacuum tube	4000rpm	3450×g	For 2-7ml vacuum tube
	Adapter	4×19×10ml vacuum tube			For 10ml vacuum tube
	Adapter	4×14×10/15ml			For 10/15ml tube
	Adapter	4×5×50ml			For 50ml tube
No 05608	Swing Rotor	4×500ml(rectangle)			Optional biosafety cover
	Adapter	4×18×5/7ml vacuum tube			For 2-7ml vacuum tube
	Adapter	4×14×10ml vacuum tube	4000rpm	3530×g	For 10ml vacuum tube
	Adapter	4×9×10/15ml			For 10/15ml tube
	Adapter	4×3×50ml			For 50ml tube
No 05609	Swing Rotor	4×500ml(round)			Optional biosafety cover
	Adapter	4×20×5/7ml vacuum tube			For 2-7ml vacuum tube
	Adapter	4×16×10ml vacuum tube	4000rpm	3450×g	For 10ml vacuum tube
	Adapter	4×12×10/15ml			For 10/15ml tube
	Adapter	4×5×50ml			For 50ml tube
No 05611	Swing Rotor	4×4×96 well	4000rpm	2940×g	Optional
No 05610		4×7×50ml		3470×g	For 50ml falcon tube
No 05213	Swing Rotor	2×5×96 well	4000rpm	3210×g	Optional
No 05629		4×1×50ml	5000rpm	4730×g	Optional
No 05630		4×1×100ml		4730×g	Optional
No 05635		4×2×100ml		3200×g	Optional
No 05634	Swing Rotor	4×2×50ml		3200×g	Optional
No 05631		4×8×15ml	4000rpm	3200×g	For 5-15ml tube
No 05639		4×16×5ml vacuum tube		2530×g	For 2ml vacuum tube
No 05638		4×16×7ml vacuum tube		2890×g	For 5ml vacuum tube
No 05640		4×12×10ml vacuum tube		2880×g	For 10ml vacuum tube
No 05614		4×30×7ml vacuum tube		3160×g	For 5ml vacuum tube
No 05615	Swing Rotor	4×40×7ml vacuum tube	4000rpm	3270×g	For 5ml vacuum tube
No 05618		4×28×10m vacuum tube		3270×g	For 10ml vacuum tube
No 05237	Swing Rotor	4×Pasteur milk bottle	4000rpm	3830×g	Pasteur milk bottle
No 05183	Angle rotor	16×Gabor milk fat meter	2000rpm	896×g	For Gabor milk fat meter
No 05141	Angle rotor	30×15ml	5000rpm	3830×g	Optional
No 05144	Angle rotor	12×50ml	5000rpm	3860×g	Optional
No 05145	Angle rotor	24×50ml	4000rpm	2970×g	Optional
No 05147	Angle rotor	6×100ml	5000rpm	3130×g	Optional
No 05148	Angle rotor	12×100ml	4000rpm	2970×g	Optional

Low Speed Large Capacity Refrigerated Centrifuge CFG-6LLR





Description

This centrifuges is an advanced intelligent instrument with large capacity and refrigeration system. It is widely used for technology research and development in the fields of biochemistry, medical care, food safety, farming, blood bank, biological pharmacy, medicine productivity and so on.

Advantage

- Driving:

Drived by brushless AC frequency motor with SOFT brake to avoid suspension.

- Display:

7-inch high-definition touch screen. The programs are stored automatically and RCF can be directly set.

Advantage

- Cooling:

Totally CFC-free compressor with controlling valve for environment protection. It has features such as small vibration, fast cooling, low noise.

With standby cooling, the rotor remains at the required temperature. Rotors are autoclavable at 121℃ for 20 minutes.

- Body Structure:

Premium steel housing and stainless steel chamber.

- Safety Protection:

Rotor recognition system.It contains various safety protections including lid locking and holding during rotor on, over speed, over temp., unbalance.

- Control:

10 rates of acceleration and deceleration (brake). 40 programs storage and recall. It offers hold-on and transient functions for diverse centrifugation.

Specifications

Model	CFG-6LLR
Max Speed	6000r/min
Max RCF	6680×g
Max Capacity	6×1000ml
No.38 Angle Rotor	6×500ml(6000r/min) RFC:6680×g
No.70 Swinging Rotor	6×1000ml(4200r/min) RFC:5030×g（Circular cup）
No.70 Swinging Rotor	6×1000ml(4200r/min) RFC:5030×g（Square cup）
Speed Accuracy	±20r/min
Timer Range	0～99h59min59s
Temp. Range	-20℃～40℃
Temp. Accuracy	±1℃
Compressor	High-performance compressor with CFC-free refrigerant
Noise	≤58dB
Motor	Brushless AC frequency motor and microcomputer controlled
Power Supply	AC 220V 50Hz, 35A
External Size (W×D×H)	725×940×970mm
Shipping Size (W×D×H)	810×1040×1440mm
N.W/G.W	268kg/330kg

BAWERS MEDICAL EQUIPMENT

Low Speed Large Capacity Refrigerated Centrifuge CFG-8LLR



Description

This centrifuge with 14.4L large capacity design, a separation of 12 bags of 400 ~ 500ml in whole blood, to meet the production of high efficiency; widely used in blood, pharmaceuticals, biological products industry.

Advantage

- Driving:

Drived by brushless AC frequency motor with SOFT brake to avoid suspension.

- Speed Control:

The acceleration time to the maximum rotational speed is approx 14 s; The deceleration time from maximum rotational speed is approx 15 s.

- Display:

Microcomputer controlled with touching pad and LED & LCD display. The programs are stored automatically and RCF can be directly set.

Low Speed Large Capacity Refrigerated Centrifuge

Advantage

- Cooling:

Totally CFC-free compressor with controlling valve for environment protection. It has features such as small vibration, fast cooling, low noise.

With standby cooling, the rotor remains at the required temperature. Rotors are autoclavable at 121℃ for 20 minutes.

- Body Structure:

Premium steel housing and stainless steel chamber.

- Safety Protection:

Rotor recognition system.It contains various safety protections including lid locking and holding during rotor on, over speed, over temp., unbalance.

- Control:

10 rates of acceleration and deceleration. 40 programs storage and recall. It offers hold-on and transient functions for diverse centrifugation.

Specifications

Model	CFG-8LLR
Max Speed	8000r/min
Max RCF	12160×g
Max Capacity	6×2400ml
Speed Accuracy	±20r/min
Timer Range	0～99h59min59s
Temp. Range	-20℃～40℃
Temp. Accuracy	±1℃
Compressor	High-performance compressor with CFC-free refrigerant
Noise	≤58dB
Motor	Brushless AC frequency motor and microcomputer controlled
Power Supply	AC 220V 50Hz, 35A
External Size (W×D×H)	960×860×1200mm
Shipping Size (W×D×H)	1100×970×1500mm
N.W/G.W	500kg/580kg

Rotors for CFG-8LLR

Rotor No.	Max. Capacity	Max. Speed	Max RCF.	Tube Size
No.36 Angle Rotor	6×500ml	8000r/min	11680×g	Φ74×168
No.40 Angle Rotor	6×1000ml	7200r/min	12166×g	Φ97×175
No.70 Swinging Rotor	6×2400ml	4200r/min	6130×g	24 200ml quadruple bag 12 400-500ml whole blood
No.71 Swinging Rotor	2×6×1000ml	4000r/min	5000×g	Biological pharmacy

Blood Bag Centrifuge (Large Capacity Refrigerated Centrifuge)





4*1000ml swing rotor



6*1000ml swing rotor



6*2400ml swing rotor

Description

The capacity is 4/6×1000ml, and 12 bags of 200ml blood bags or 6 bags of 400/500ml blood bags can be separated at one time. Mainly used in blood bank, blood station, medical and health, biochemistry, food safety, life science, agriculture and forestry science, animal husbandry science, biological products, pharmaceutical products and other fields of ideal equipment for the separation and precipitation of samples and concentrated preparation.

Advantage

- High torque brushless frequency conversion motor, maintenance-free, no dust, fast lifting speed.
- The flexible shaft drive system directly drives the rotor to protect the motor, with precise speed control, stable operation, low vibration and low noise.
- Induction automatic electric suction door lock, and emergency door opening device; self-check and protection of door lock, over-speed, overtemperature, unbalance, etc., safe and reliable.
- Imported customized specially equipped with fluorine-free compressor unit, high-quality copper tube wrapped in centrifugal cavity, full tin welding technology, double-circulation pipeline, greatly improving refrigeration efficiency, can be reduced from room temperature 25℃ to 4℃ within 4 minutes; use "automatic constant temperature control system to adjust Technology" precise temperature control.
- Using a microcomputer processor for precise control, LED display, and key programming; Real time and simultaneous display of rotor No., Program number, Speed/RCF, Time, Temperature, and Speed up and Down gear; Parameters can also be modified during operation.
- Can store and call 10 sets of programs, with 10 acceleration rates and 10 deceleration rate options.
- The whole machine is all-steel structure, 304 stainless steel centrifugal chamber, multi-layer protection design, safe and reliable; three-stage vibration reduction, automatic balance function.
- The bottom is equipped with pulleys for easy transportation, installation, and relocation.
- The door cover of the instrument is equipped with double hydraulic rods to reduce the operation load; the front operation panel, the door cover is opened backwards, which is ergonomic and comfortable to operate.

Specifications

Model	CFG-BB6L	CFG-BB6	CFG-BB7
Max Speed	6000rpm		8000rpm
Max RCF	6600×g		14551×g
Max Volume	4×1000ml Swing Rotor	6×1000ml Swing Rotor	6×2400ml Swing Rotorr
Temperature Range	-20℃～40℃		
Temperature Accuracy	±1℃		
Speed Accuracy	±10rpm		
Timer	1min～9h59min		
Noise	≤65dBA		≤68dBA
Power supply	AC110/220V,50/60HZ		AC380/220V,50/60Hz
External Size (W×D×H)	785×680×800mm	800×740×900mm	945×890×1015mm
Shipping Size (W×D×H)	970×800×1290mm	1035×840×1460mm	1200×1050×1565mm
N.W/G.W	290kg/330kg	310kg/400kg	600kg/670kg

Rotors for CFG-BB6L

Rotors No.	Rotor Type	Max Volume	Max speed	Max RCF
No 05605	Swing Rotor	4×1000ml(round)	4000rpm	4060×g
	Swing Rotor	6×500ml(round)	4000rpm	4060×g
No 05606	Swing Rotor	4×1000ml(oval)	4000rpm	4060×g
	Adapter	8 bags of 200ml blood bags		
	Adapter	4 bags of 400/500ml blood bags		
No 05159	Angle rotor	6×300ml	6000rpm	5660×g
No 05161	Angle rotor	6×500ml	6000rpm	6600×g

Rotors for CFG-BB6

Rotors No.	Rotor Type	Max Volume	Max speed	Max RCF
No 05605	Swing Rotor	6×1000ml(round)	4200rpm	5100×g
No 05606	Swing Rotor	6×1000ml(oval)	4200rpm	5100×g
	Adapter	12 bags of 200ml blood bags		
	Adapter	6 bags of 400/500ml blood bags		
No 05159	Angle rotor	6×300ml	6000rpm	5660×g
No 05161	Angle rotor	6×500ml	6000rpm	6600×g

Rotors for CFG-BB7

Rotors No.	Rotor Type	Max Volume	Max speed	Max RCF
No 05165	Angle rotor	6×1000ml	8000rpm	14551×g
No 05603	Swing Rotor	6×2400ml	4000rpm	5330×g
	Blood bag adapter(24 bags of 200ml blood bags or 12 bags of 400/500ml blood bags)			
No 05646	Swing Rotor	6×2×1000ml	4000rpm	4980×g
No 05604	Swing Rotor	6×2000ml	4000rpm	5550×g

Gel Card Centrifuge







12 cards swing rotor



24 cards swing rotor

Description

The Gel Card Centrifuge, also named blood group serological test mutipurpose centrifuge, it is widely used in the test of blood group serology, blood type, microcolumn agglutination,immunodetection and etc.

Gel Card Centrifuge

Advantage

- Brushless motor to make sure free maintenance, no powder pollution, micro computer control and digital display the time, speed and RCF to let operation easily.
- Special centrifugation technical to different reagent according to the requirement.
- Regular centrifugation program, customers can press the button to choose the required one.
- 10-speed acceleration and deceleration control, booting is the last used program.
- The mute electronic door lock is easy to use and has an emergency door opening function.
- Door lock, overspeed and imbalance automatic protection，Self-diagnostic error.

Specifications

Model	CFG-GC12	CFG-GC24
Max Speed	4000rm	3000rpm
Max RCF	1480×g	1192×g
Max Capacity	12 cards	24 cards
Speed Accuracy	±10r/min	
Timer	1s~99min59s	
Noise	≤55dBA	
Power supply	AC110/220V,50/60HZ	
External Size (W×D×H)	450×320×225mm	500×360×250mm
Shipping Size (W×D×H)	565×410×340mm	615×450×390mm
N.W/G.W	15kg/17kg	19kg/21kg

Rotors for CFG-GC12

Rotor Name	Rotor Type	Max Volume	Max Speed	Max RCF
No 05227	Swing Rotor	12 cards	4000rpm	1480×g

Rotors for CFG-GC12

Rotor Name	Rotor Type	Max Volume	Max Speed	Max RCF
No 05228	Swing Rotor	24 cards	3000rpm	1192×g

High Speed Centrifuge CFG-T16H



Description

This centrifuges is a conventional laboratory centrifuge. It's applicable for the tests with small samples, many processes, large centrifugal force and little temperature requirement. They are widely used in the fields of biochemistry, genetic engineering, agriculture, farming, food safety, medicine and so on.

Advantage

- Driving:

Drived by maintenance-free brushless DC motor with high torque. It offers fast acceleration and dynamic brake and the powerful vibration absorbers make the motor run more steady.

Display: Controlled by microcomputer with touching pad and LED digital display. The last program is stored automatically and RCF can be directly set.

- Body Structure:

Premium steel housing for safety and reliability; stainless steel chamber for durability and easy cleaning.

- Safety Protection:

Rotor recognition system. It contains various safety protections including lid locking and holding during rotor on, over speed, over temp., unbalance. The electronic lock ensures its safety and reliability during running.

Specifications

Model	CFG-T16H
Max Speed	16000r/min
Max RCF	17800×g
Max Capacity	8×5ml
No.16 Angle Rotor	18×0.5ml(16000r/min) RFC:17800×g
No.17 Angle Rotor	12×1.5/2.0ml(16000r/min) RFC:17800×g
No.26 Angle Rotor	8×5ml(13000r/min) RFC:10000×g
Speed Accuracy	±30r/min
Timer Range	0～99min
Noise	≤58dB
Motor	Brushless DC motor and microcomputer Controlled
Power Supply	AC 220V 50Hz 8A
External Size (W×D×H)	330×280×215mm
Shipping Size (W×D×H)	460×370×290mm
N.W/G.W	15kg/20kg

Crude Oil Centrifuge CFG-5CO





4×100ml Swing Rotor(2000rpm, 957×g)



Advantage

- High-definition touch screen "intelligent system", the display interface simultaneously displays the speed, running time,temperature.
- Screen brightness, heating efficiency, prompt volume, and other data can be personalized by users.
- Can store and call 100 sets of programs, with 9 acceleration rates and 10 deceleration rate options.
- Adopt large torque brushless frequency conversion motor, easy to operate; maintenance-free, no dust, fast lifting speed, greatly improving work efficiency.
- Adopt ring heater, heating quickly, temperature uniform, with temperature control and constant temperature function, to meet the oil industry's requirements for centrifuge temperature.
- Automatic electric induction door lock, emergency door opening function; automatic protection for overspeed and unbalance; the body adopts high-quality steel structure, built-in stainless steel explosion-proof protection inner sleeve, stainless steel centrifugal cavity, three-layer protection, safe and reliable.
- It is equipped with a fault self-diagnosis system, which can automatically detect various faults such as overspeed, overtemperature, unbalance, door cover self-locking, etc., and display the fault information in the display window to improve the safety performance of the instrument.

Specifications

Model	CFG-5CO
Max Speed	5000r/min
Max RCF	4730×g
Standard rotor	4*100ml Swing Rotor
Speed Accuracy	±10r/min
Temperature Range	Room temperature+10 ℃~80 ℃
Temperature Accuracy	±2 ℃
Timer	1s～99h59min59s
Noise	≤60dBA
Power supply	AC110/220V,50/60HZ
External Size (W×D×H)	680×500×385mm
Shipping Size (W×D×H)	880×580×560mm
N.W/G.W	67kg/90kg

Benchtop High Speed Refrigerated Centrifuge



Description

The instrument applies tothe experiments in fields of biology, medical science, agriculture, which is the first choice for heredity gene, protein nucleic acid PCR experiment.

Advantage

- 5-inch high-definition touch screen, easily operated, visual display.
- Automatically identify 7 kinds of different rotors, eliminate hidden danger brought by users' maloperation.
- 9 ranges for raising speed, 10 ranges for speed reduction, to effectively avoid secondary sedimentation, with better centrifugation effect.
- Available to store 15 series of procedure for users to adjust.

Benchtop High Speed Refrigerated Centrifuge

Advantage

- Alternating frequency conversion electric machine, high precision of rotary speed control， Freon-free compressor.
- Diverse protection setting: overspeed, door protect, imbalance protect, to ensure safety of both human and machine.
- Free conversion between rotary speed and centrifugal force.
- Noise near silent at maximum RPM.
- Air-tight rotor, to effectively avoid aerosol.

Specifications

Model	CFG-T20HRII
Max Speed	20000r/min
Max RCF	27000×g
Max Capacity	4×100mL
Motor	Ac frequency conversion motor
Speed Accuracy	±30r/min
Time Range	1min～99 min59sec Continuous centrifuge : Hold
Temperature Range	-20℃～+40℃
Temperature Accuracy	±1.0℃
Power Supply	AC220±22V 50/60Hz 16A
Noise	< 55dB(A)
External Size (W×D×H)	350×662×367mm
Shipping Size (W×D×H)	440×900×530mm
N.W/G.W	50kg/75kg

Rotors for CFG-T20HRII

Number	Rotor Type	Capacity	Max speed rmp/m	Max RCF(xg)
NO.1	Angle Rotor	12×1.5/2ml	20000rmp/m	27000×g
NO.2	Angle Rotor	24×1.5/2ml	16000rmp/m	24327×g
NO.3	Angle Rotor	32×1.5ml	15000rmp/m	25658×g
NO.4	Angle Rotor	8×15ml/48×1.5ml	13000rmp/m	18040×g
NO.5	Angle Rotor	12×5ml/48×0.5ml	14500rmp/m	14926×g
NO.6	Angle Rotor	12x10ml	14000rmp/m	20160×g
NO.7	Angle Rotor	6×50ml	13000rmp/m	18327×g
NO.8	Angle Rotor	4×100ml	11000rmp/m	12850×g
NO.9	Microplate	2x2x48well	4000rmp/m	2000×g

Benchtop Low Speed Centrifuge CFG-T5L





4x500ml Swing rotor



4x2x100ml Swing rotor

Specifications

Model	CFG-T5L
Max Speed	5500rmp/m
Max RCF	4390×g
Max Capacity	4×500mL
Motor	AC frequency conversion motor
Speed Accuracy	±30r/min
Time Range	Time of centrifuge： 1min～99 min59sec
	Continuous centrifuge : Hold
Power Supply	AC220±22V 50/60Hz 10A
Noise	<65dB(A)
External Size (W×D×H)	458×620×380mm
Shipping Size (W×D×H)	550×800×570mm
N.W/G.W	55kg/72kg

Advantage

● 5-inch high-definition touch screen, easily operated, visual display.

● Automatically identify 4 kinds of different rotors, eliminate hidden danger brought by users' maloperation.

● 9 ranges for raising speed, 10 ranges for speed reduction, to effectively avoid secondary sedimentation, with better centrifugation effect.

● Available to store 15 series of procedure for users to adjust.

● The equipment of a special duct allows it to work continuously under a room temperature of 26-28oC, with temperature rise less than 15°C.

● Alternating frequency conversion electric machine, high precision of rotary speed control.

● The unique secondary damping device enables it to operate with very low vibration when the high-capacity rotor is working. The design maintains stable operations and is conducive to a longer service life of the instrument.

● Diverse protection setting: over-speed, door protect, imbalance protect, to ensure safety of both human and machine.

Rotors for CFG-T5L

Number	Rotor Type	Capacity	Max speed rmp/m	Max RCF(xg)	Dimension of Tube (mm)
NO.1	Swing Rotor	4x2x100ml	4000rmp/m	2810×g	Φ37.5×123
		4x100ml	4000rmp/m	2810×g	Φ37.5×123
		4x2x50ml	4000rmp/m	2810×g	Φ29×107
		4x50ml	4000rmp/m	2810×g	Φ29×107
		4x8x15ml	4000rmp/m	2810×g	Φ17×118
		4x6x15ml			Φ17×118
		4x4x15ml			Φ17×118
NO.2	Swing Rotor	4x250ml	4200r/min	3500xg	Φ62×110
NO.3	Swing Rotor	4×500ml	4000r/min	3040×g	Φ80×137
NO.4	Swing Rotor	4×12×7/5ml	4000r/min	2800×g	Φ13×110
NO.5	Swing Rotor	4×18×7/5ml	4000r/min	2800×g	Φ13×110
NO.6	Swing Rotor	4×24×7/5ml	4000r/min	2800×g	Φ13×110
NO.7	Microplate Rotor	2×2×96well	4000r/min	2000×g	Microplate
NO.8	Angle Rotor	12×10ml	5500r/min	4390×g	Φ16×83

DAWERS MEDICAL EQUIPMENT

Benchtop Low Speed Centrifuge CFG-T5LA





4×300ml Swing Rotor



Description

This Benchtop Low Speed is mainly used in biology, medicine, chemistry, physics and other laboratories. It is an ideal instrument for the analysis of serum, plasma, urine, radioimmunoassay and other items.

Advantage

- Adopt large torque brushless frequency conversion motor, maintenance-free, no dust, fast lifting speed.
- Induction automatic electric suction door lock, with emergency door opening device; self-inspection and protection of door lock, over-speed, unbalance, etc., safe and reliable.
- Using a microcomputer processor for precise control, eye-catching red digital LED display, key programming, and parameter modification during operation.
- Using a unique spring cone sleeve to connect the rotating head and spindle, the rotating head is locked 360 degrees, and the loading and unloading of the rotating head is non directional, fast and simple.
- Aero forged aluminum rotors (except multi-tube frame rotors) and various Teflon adapters are available.
- 10 acceleration rates and 10 deceleration rates for users to choose to achieve the best centrifugal effect.
- The whole machine is all-steel structure, stainless steel centrifugal chamber; multi-layer protection design, three-stage vibration reduction, safe and stable.
- The instrument door cover is equipped with a hydraulic rod to reduce operating load.

Specifications

Model	CFG-T5LA
Max Speed	5000rpm
Max RCF	4730×g
Max Volume	4×300ml Swing Rotor
Speed Accuracy	±10rpm
Timer	1s～99min
Noise	≤62dBA
Power supply	AC110/220V,50/60HZ
External Size (W×D×H)	610×450×355mm
Shipping Size (W×D×H)	820×520×540mm
N.W/G.W	52kg/70kg

Rotors for CFG-T5LA

Rotor No.	Rotor Type	Max Volume	Max Speed	Max RCF	Notes
	Swing Rotor	4×14×5/7ml	4000rpm	3180×g	For 2-7ml vacuum tube
	Swing Rotor	4×300ml(round)			Optional biosafety cover
No 05619	Adapter	4×10×5/7ml vacuum tube			For 2-7ml vacuum tube
	Adapter	4×9×10ml vacuum tube	4000rpm	3180×g	For 10ml vacuum tube
	Adapter	4×7×10/15ml			For 10/15ml tube
	Adapter	4×2×50ml			For 50ml tube
	Swing Rotor	4×300ml(rectangle)			Optional biosafety cover
	Adapter	4×16×5/7ml vacuum tube			For 2-7ml vacuum tube
No 05620	Adapter	4×12×10ml vacuum tube	4000rpm	3150×g	For 10ml vacuum tube
	Adapter	4×9×10/15ml			For 10/15ml tube
	Adapter	4×4×50ml			For 50ml tube
No 05623		4×24×5ml vacuum tube		2840×g	For 2ml vacuum tube
No 05622	Swing Rotor	4×24×7ml vacuum tube	4000rpm	3140×g	For 5ml vacuum tube
No 05621		4×18×10ml vacuum tube		3140×g	For 10ml vacuum tube
No 05211	Swing Rotor	4×250ml(falcon)	4000rpm	3260×g	250ml falcon
	Adapter	4×250ml Adapter			
No 05214	Swing Rotor	2×4×96 well	4000rpm	2910×g	Optional
No 05216		2×3×48 well		2300×g	Optional
No 05629		4×1×50ml	5000rpm	4730×g	Optional
No 05630		4×1×100ml		4730×g	Optional
No 05635		4×2×100ml		3020×g	Optional
No 05634	Swing Rotor	4×2×50ml		3200×g	Optional
No 05631		4×8×15ml	4000rpm	3200×g	Optional
No 05639		4×16×5ml vacuum tube		2530×g	For 2ml vacuum tube
No 05638		4×16×7ml vacuum tube		2890×g	For 5ml vacuum tube
No 05640		4×12×10ml vacuum tube		2880×g	For 10ml vacuum tube
No 05182	Angle rotor	12×Gabor milk fat meter	2000rpm	815×g	For Gabor milk fat meter
No 05140	Angle rotor	24×15ml	5000rpm	3500×g	Optional
No 05141	Angle rotor	30×15ml	5000rpm	3830×g	Optional
No 05144	Angle rotor	12×50ml	5000rpm	3860×g	Optional
No 05145	Angle rotor	24×50ml	4000rpm	2970×g	Optional
No 05147	Angle rotor	6×100ml	5000rpm	3130×g	Optional
No 05148	Angle rotor	12×100ml	4000rpm	2970×g	Optional

Benchtop Large Capacity Centrifuge CFG-T5LII





4x500ml Swing rotor



4x2x100ml Swing rotor

Specifications

Model	CFG-T5LII
Max Speed	5500r/min
Max RCF	4390×g
Max Capacity	4×750ml
Speed Accuracy	±20r/min
Timer Range	1～99min59s
Noise	≤65dB
Motor	Brushless AC frequency motor and microcomputer controlled
Power Supply	AC 220V 50Hz 15A
External Size (W×D×H)	458×620×380mm
Shipping Size (W×D×H)	550×800×570mm
N.W/G.W	55kg/80kg

Description

This centrifuges is applicable for separating different liquids in the fields of biology, chemistry, radiation, immune laboratories, pharmacy production and so on.

Advantage

● Driving:

Drived by maintenance-free brushless AC frequency motor with high torque. It offers fast acceleration and dynamic brake and the powerful vibration absorbers make the motor run more steady.

● Display:

5-inch high-definition touch screen. The last program is stored automatically and RCF can be directly set.

● Body Structure:

Premium steel housing for safety and reliability; stainless steel camber for durability and easy cleaning.

● Safety Protections:

Quiet motor and electronic lock. Special design of air current for low temperature rise.

● Control:

10 rates of acceleration and deceleration (brake). 40 programs storage and recall to reach the best separation results.

Rotors for CFG-T5LII

Number	
No.1 Swinging Rotor	4x2x50ml(4000r/min RFC:2810×g) Tube Size：Φ29×107
No.2 Swinging Rotor	4x50ml(4000r/min RFC:2810×g) Tube Size：Φ29×107
No.3 Swinging Rotor	4x100ml(4000r/min RFC:2810×g) Tube Size：Φ38×123
No.4 Swinging Rotor	4x2x100ml(4000r/min RFC:2810×g) Tube Size：Φ38×123
No.5Swinging Rotor	4x4/6/8x10ml(4000r/min RFC:2810×g) Tube Size：Φ17×85
No.6 Swinging Rotor	4x4/6/8x15ml(4000r/min RFC:2810×g) Tube Size：Φ17×118
No.7 Swinging Rotor	4×250ml(4200r/min)RFC:3500×g Tube Size：Φ64×113
No.8 Swinging Rotor	4×500ml(4000r/min)RFC:3040×g Tube Size：Φ80×140
No.9 Swinging Rotor	4×750ml(4000r/min)RFC:3180×g Tube Size：Φ99×130
No.10 Swinging Rotor	4×12×5/7ml(4200r/min)RFC:3500×g Tube SizeΦ13×110
No.11 Swinging Rotor	4×24×5/7ml(4000r/min)RFC:3040×g Tube SizeΦ13×110
No.12 Microplate Rotor	2×2×96 wells (4200r/min)RFC:2360g Tube Size：Microtitre-plate
No.13 Angle Rotor	12x10ml(5500r/min)RFC:4390×g Tube SizeΦ16×83

BAWERS MEDICAL EQUIPMENT

Portable Photoelectric Colorimeter









Description

1. High performance, but low price;

2. Higher short-term repeatability accuracy: OE≤0.03;

3. Light and cross dual positioning function;

4. Equipped with rechargeable lithium-ion battery, it has no need to repeatedly purchase batteries;

5. Φ4mm measuring caliber, portable structure, suitable for more measuring occasions;

6. White mainstream shape, color box fast packaging, convenient transportation;

7. Built-in whiteboard parameters, no need for black and whiteboard correction.

8. No need to connect the computer, and it can be used immediately after starting up, making the measurement simpler!

SP-CLR10QC economical practical color difference instrument humanized interface design allows you to easily learn to operate the light and cross dual positioning work

Specification

Model	CM-P10QC
Size	205 x67x80mm
Weight	approx. 400g (battery included)
Standards compliant	CIE No.15, GB/T 3978
Battery	Rechargeable lithium ion battery 3.7V@3200 mAh
Inductor	silicon photodiode
Lighting source	life span of 5 years is more than 1.6 million measurements
Measuring caliber	Φ4mm
Display screen	TFT true color 2.8in @(16
Color space	CIE lab
Interface	USB power supply only
Observer Angle	CIE 10° standard observer
Storage data	100 standard samples, 10000 samples
Operating temperature range	0-40*C(32-104 “F)
Display	chromaticity value, chromaticity value/graph, pass/fail results, color bias
Storage Temperature Range	-20~50°C(-4~122 F)
Measurement time	1.5 seconds
PC software	no software
Repeatability	OE* AB0.03 (average of 30 times)
Standard accessories	power adapter, manual, wristband, 4 platform measuring caliber
Difference between stations	AE* AB0.4 (average value of BCRA series 12 color plates)
Optional accessories	micro printer, powder test box

Portable Photoelectric Colorimeter

Portable Colorimeter









Description

1. Built-in white plate parameters. No need to calibrate each time which realizes rapid measurement.

2. Double Locating: Illuminating locating and precise cross locating.

3. Switchable Double Measurement End Face: Large stable end face and small concave-convex end face.

4. New Integrating Sphere Optical Path Design: Eliminating the stray light of the main optical path and auxiliary optical path. Possessing the highest measurement stability and precision.

5. 4mm Measuring Aperture.

6. Equipped with the rechargeable high-capacity Li-ion battery. No need to purchase a battery repeatedly.

7. Configures CQCS3 software. Connects PC computer to realize more functions.

8. Having got SCM Metrological Certification, CE Certification, and ISO9001 Quality Management System Certification.

9. Hand-head structure: small and convenient; makes the measurement easier.

10. Exquisite appearance: adopts traditional and fashionable aesthetic designs.

11. Spending huge sums on high-end mold. Product consistency approaches 100%.

12. High-cost performance: large output, good quality, cheap products.

Specification

Model	CM-P110
Illuminating/Viewing Geometry	8/d
Measuring Aperture	Φ4mm
Detector	Silicon photoelectric diode
Locating	Illuminating Locating/Cross Locating
Measurement End Face	Large stable end-face and small concave-convex end-face
Color Space	CIEL*a*b*C*h* CIEL*a*b*
	CIEXYZ
Color Difference Formula	△E*ab △L*a*b* △E*C*h*
Light Source	D65
Light Source Device	LED blue light excitation
Errors Between Each Equipment	≤0.80ΔE*ab
Storage	100pcs standards 20000pcs samples
Repeatability	Standard deviation within ΔE*ab 0.08
	Average of 30 measurements of standard white plate
Language	English/Chinese
Weight	450g
Dimension	205×67×80 mm
Power source	Rechargeable lithium-ion battery 3.7V@3200mAh
Lamp Life	5 years, more than 1.6 million measurements
Charging Time	8 hours–100% electricity
PC Software	CQCS3 Software
Printer (optional)	Miniature thermal printer

Portable Colorimete









Description

1. Leading Humanity Design and Convenient Operation

One-touch access to measurement interface

Structure design in line with ergonomics

East-to-use operating interface

2. Stable Measurement Performance

The repeatability △E is 0.08.

Portable structure design which is more conductive to keeping the instrument stable when using.

3. Convenient and Fast Locating

Illumination locating is a fast, simple and convenient locating which is created by us.

4. PC Software—Realizes More Function Expansion

Be able to perform color difference analysis, color difference cumulative analysis, chromaticity index, color sample database management, simulating object color, etc.

5. Advanced Power Management Design

SP-CLR200 battery can be repeatedly charged which will save cost. Meanwhile, it can measure more than 3000 times on one charge to ensure the stability of long time measurement.

Specification

Model	CM-P200
Illuminating/Viewing Geometry	8/d
Measuring Aperture	Φ8mm
Detector	Silicon photoelectric diode
Color Space	CIEL*a*b*C*h* CIEL*a*b*, CIEXYZ
Color Difference Formula	ΔE*ab ΔL*a*b ΔE*C*h
Light Source	D65
Light Source Device	LED blue light excitation
Errors Between Each Equipment	≤0.50ΔE*ab
Storage	100pcs standards 20000pcs samples
Repeatability	Standard deviation within ΔE*ab 0.08
	Average of 30 measurements of standard white plate
Net/ Gross Weight	1/2 kg
Dimension	205*70*100 mm
Packaging Size	360*160*300 mm
Power source	Rechargeable lithium-ion battery 3.7V@3200mAh
Lamp Life	3 years, more than 1 million measurements
Charging Time	2 hours (First time 8 hours–100% electricity)
Measurement Times Before Recharging	More than 3000 times
Operating Temperature/Humidity Range	-10~40℃, relative humidity 0~85% with no condensation
Data Interface	USB
Optional Accessory	Miniature thermal printer, Powder Test Box

BAWERS MEDICAL EQUIPMENT

Gloss Meter, Tri-angle









Application

Widely used in the field of paints, coating, plastics, ink, rubber, printing, paper, glass, hardware, ceramic, marble, etc.

Description

1. Elegant Design combined with aesthetics and ergonomics;
2. With auto-calibration function;
3. Meet the first-grade requirements of JJG696;
4. Large storage to save over 35000 data;
5. Auto Power-off within optional 30-120 seconds;
6. Comply to ISO2813, ASTM523, GB/T9754;
7. With PC software for the quality report, more extend functions;
8. With multi-working modes and multi-functions for most customers' requirements.

Specification

Model	CM-P268 Tri-angle Gloss Meter
Measuring Angle	20° 60° 85°
Measuring Area	20°: 0-2000GU
	60°: 0-1000GU
	85°: 0-160GU
Division Value	0.1GU
Measuring Modes	Basic mode; Statistic mode; Continuous mode; QC mode
Measuring Time	0.5S
Repeatability	0~100GU : ±0.2GU; 100~2000GU : ±0.2%GU
Accurate	Conform with JJG696 first grade requirements of gloss meter
Auto Power-off Time	Within 30s-120s
Long-time Calibration	Automatically check and made the calibration
Language	Chinese & English
Storage	35000(Basic mode &Statistic mode : 1500; Continuous mode : 10000; QC mode: 10000)
Display	2.3 inch white and black screen
Size	160*52*84mm
Weight	About 300g
Power Supply	1pc dry-cell battery(can measure 10000 times) or use USB Charge
Interface	USB & Bluetooth 2.1 version
PC Software	GQC6 QC software can printing testing report and with more extended functions
Operation Temperature Range	0-40℃（32-104° F）
Storage Temperature Range	-20-50℃（-4-122° F）
Humidity Range	< 85% RH, without condensation
Standard Accessories	USB cable, user manual, calibration plate, QC software
Optional Accessories	Miniature printer

Notification: the technical parameter is only for reference

BAWERS MEDICAL EQUIPMENT

Gloss Meter, Tri-angle

Multifunction Portable Colorimeter













Description

1. Camera locating and illumination location (NH310 has new functions of double locating.)

2. Built-in white plate; Automatic calibration at startup (for SP-CLR310)

3. Extended aperture (optional), available for measuring concave surface

Description

1. Leading Humanity Design and Convenient Operation

Auto White and Black Calibration at Startup

Structure Design in line with Ergonomics

Easy-to-use Operation Interface

2. Stable Measurement Performance

The average fluctuation of △E is less than 0.06, actually more in 0.03~0.06.

Portable structure design which is more conductive to keeping the instrument stable when using.

3. Flexible and Accurate Locating

Camera locating can solve the problem of locating a small area. The minimum width of locating is 4mm.

Illumination locating is a fast, simple and convenient locating function which is the original function.

4. More Measurement Modes

Three measuring apertures for more circumstances.

Five color spaces for more color schemes selection.

Three light sources for more circumstances.

5. PC Software—Realize More Function Expansion

The corresponding software serial number and password protection are configure.

Be able to perform color difference analysis, color difference cumulative analysis, chromaticity index, color sample database management, simulating object color, etc..

Specification

Model	CM-P300
Illuminating/Viewing Geometry	8/d
Measuring Aperture	Φ8mm
Detector	Silicon photoelectric diode
Color Space	CIEL*a*b*C*h* CIEL*a*b*
Color Difference Formula	△E*ab △L*a*b △E*C*h
Light Source	D65
Light Source Device	LED blue light excitation
Errors Between Each Equipment	≤0.40ΔE*ab
Storage	100pcs standards 20000pcs samples
Repeatability	Standard deviation within ΔE*ab 0.07 Average of 30 measurements of standard white plate
Weight	500g
Dimension	205×70×100 mm
Power source	Rechargeable lithium-ion battery 3.7V@3200mAh
Lamp Life	5 years, more than 1.6 million measurements
Charging Time	2 hours (first time 8 hours–100% electricity)
Measuring Times Before Recharging	more than 3000 times
Operating Temperature/Humidity Range	-10~40℃, relative humidity 0~85% with no condensation
Data Interface	USB
Extended Aperture (optional)	–
Printer (optional)	Miniature thermal printer

Portable Spectrocolorimeter

CE









Portable Spectrocolorimeter

Description

SP-CLR60CP spectrophotometer is widely used in plastic, electronic, paint, ink, textile, garment, printing and dyeing, food, medical, cosmetic, industries, scientific research institutes, schools and laboratories. It can precisely measure kinds of color indexes in various color spaces and easy to use with powerful functions. The instrument is equipped with high-end color management software which can be connected to PC to achieve more extension functions.

Advantage

1. Switchable 8mm and 4mm measuring apertures, easy to measure concave surface.
2. Higher measurement stability and accuracy, Delta E ab<0.03.
3. More color spaces, various color indexes, and extensive applicability.
4. Double locating: illuminating locating and cross locating
5. Configured with high-capacity rechargeable Li-ion battery
6. Built-in white plate parameters and physical white calibration board, easy to operate;
7. New integrating sphere optical path design, ensuring more stable measurement;
8. Measurement data can pass national metrology authentication.

Specification

Model	CM-P60CP
Illuminating/Viewing Geometry	8°/ d
Light Source	LED Light
Sensor	silicon photodiode array
Measuring aperture	Φ8mmflat aperture; Φ4mmtip aperture
Color Space	CE LAB，XYZ，LCh，CIE RGB，CIE LUV
Color Difference Formula	ΔE* ab, ΔE(h) , ΔE* uv,ΔE* 94, ΔE*cmc (2: 1) , ΔE*cmc (1: 1) , ΔE* 00
Other Chromaticity Data	WI (E313，CI E, AATCC，Hunt er)，YI (D1925，313)，Color Fastness，Staining Fastness, J PC79，BFD(1. 5:1)，FMCI I
Observer	CI E 10°
Illuminant	D65，A，C，D50，F2，F6，F7，F8，F10，F11，F12
Display Data	Colorimetric Value, Color Difference Value/Graph, PASS/FAIL Result, Color Offset,
Measuring Time	0.4s
Repeatability	ΔE* ab 0. 03 (Average of 30 measurements of the standard white plate within 5s)
Errors between each instrument	within Delta E*ab 0.2
Dimension	205*67*80mm
Packaging Size	370*170*320mm
Net/ Gross Weight	1.5/ 2.5kg
Battery	rechargeable lithium-ion battery 3. 7V @ 3200mAh
Lamp Life	5 years, more than 1.6 million measurements
Screen	TFT 2.8 inch（16: 9)
Interface	USB/ RS- 232
Storage	100 Standards, 20000 Samples
Operating Temperature	0~40℃（32~104°F)
Storage temperature	-20~50℃（-4~122°F)
PC software	CQCS3 software
Optional accessory	miniature thermal printer, powder test box

Gloss Meter



Application

Widely used in the filed of paints, coating, plastics, ink, rubber, printing, paper, glass, handware, ceramic, marble etc.

Description

1. Elegant Design combined with aesthetics and ergonomics;

2. With auto-calibration function;

3. Meet the second grade requirements of JJG696;

4. Auto Power-off within optional 30-120 seconds;

5. Comply to ISO2813, ASTM523, GB/T9754;

Specification

Model	CM-P60S 60°Economic Gloss Meter
Measuring Angle	60°
Measuring Area	60°: 0-200GU
Division Value	1GU
Measuring Modes	Basic mode
Measuring Time	0.5S
Repeatability	0~100GU : ±0.5GU; 100~2000GU : ±0.5%GU
Accurate	Conform with JJG696 second grade requirements of gloss meter
Auto Power-off Time	30s
Long-time Calibration	/
Language	Chinese & English
Storage	/
Display	2.3 inch white and black screen
Size	160*52*84mm
Weight	About 300g
Power Supply	1pc dry-cell battery(can measure 10000 times) or use USB Charge
Interface	USB
PC Software	/
Operation Temperature Range	0-40℃（32-104° F）
Storage Temperature Range	-20-50℃（-4-122° F）
Humidity Range	< 85% RH, without condensation
Standard Accessories	User manual, calibration plate
Optional Accessories	Miniature printer

Notification: the technical parameter is only for reference

BAWERS MEDICAL EQUIPMENT

Gas Chromatograph



Advantage

1.The advanced gas chromatography system showcases several impressive features, carefully designed for precision and ease of use.

2.With seamless PC control, the user interface is user-friendly and easy to navigate and operate.

3.Temperature regulation is precise, with an accuracy greater than ±0.1°C, minimizing temperature overshoot during rapid heating.

4.A built-in self-diagnostic system ensures continuous monitoring and protection, including power protection, oven over-temperature protection and auto-ignition for increased safety and reliability.

5.Accurate display of temperature setting and actual value and FID amplifier sensitivity

6.Single gas system and precision graduated pneumatic control valves ensure excellent reproducibility and stability.

Specification

Model		GC-102
Temperature Control	Temperature area	column oven, sampler, detector
	Temperature range	15℃~399℃above room temperature (increment: 1℃)
	Temperature accuracy	better than ±0.1℃(measured at 200℃)
Flame Ionization Detector (FID)	Detection limit	Dt≤1×10^{-10}g/s (octane and hexadecane)
	Baseline drift	≤2×10^{-12}A/h
	Linear range	≥10
	Max. limit temperature	400℃
Basic Function	Power Supply	AC220V±10%,50Hz
	Power	≤1500W
	Optional Accessories	N2000 chromatography workstation
	Shipping size(W×D×H)(mm)	970×680×780
	N.W./G.W. (kg)	56/80



Advantage

1.The inlet port adopts a new design, and the dual-column compensation function not only solves the baseline drift caused by programmed temperature rise but also reduces the influence of background noise to obtain a lower detection limit.

2.The compact design of the vapor chamber makes the volume smaller;

3.Replacement of accessories such as feed pads and nozzles can be done with one hand; the main parts, such as filled columns, TCD, FID detector, etc., can be disassembled entirely with only one plate hand, making maintenance very convenient.

4.Intelligent rear door opens to control the air volume of import and export, shortening the equilibrium time for system stability after programmed temperature rise/reduction.

5.Up to 4 types of injection ports can be installed: packed column, capillary column, and shunt/non-shunt injection systems are available.

6.The instrument has a 4.3-inch color LCD touchscreen and keyboard input for user-friendly operation.

7.Adopt primary pressure regulator valve and flow regulator/pressure regulator valve double stable gas circuit design.

8.Temperature control device to ensure that the temperature control accuracy is less than ± 0.1 ℃.

9.Double over-temperature protection and power failure protection function

10.Fault self-test and alarm function to ensure stable operation of the machine.

Specification

Model	GC-901A		
Detector	Sensitivity / Detection Limit	Drift (30min)	Linearity
Hydrogen flame (FID)	DFID≤3×10^{-12}g/s (N-hexadecane/Isooctane)	≤0.2mv	＞10^{7}
Thermal conductivity cell (TCD)	S≥10000mv.ml/mg(Benzene/Toluene)	≤20uv	＞10^{5}
Electron capture (ECD)	DECD≤1×10^{-14}g/ml(γ-666)	＜15uv	＞10^{8}
Flame luminosity (FPD)	DFPD(S)≤2×10^{-11}g/st (S in methyl parathion)	≤ 3% of full scale	＞10^{3}
	DFPD(P)≤1×10^{-12}g/s (P in methyl parathion)	≤ 3% of full scale	＞10^{4}
Nitrogen and phosphorus (NPD)	DNPD(N)≤1×10^{-12}g/s (Azobenzene)	≤ 3% of full scale	＞10^{2}
	DNPD(P)≤1×10^{-12}g/s (Malathion)	≤ 3% of full scale	＞10^{3}
Power Supply	AC220V±10%,50/60Hz		
Shipping size(W×D×H)(mm)	630x560x530		
N.W./G.W. (kg)	48/68		

Gas Chromatograph



Advantage

1.An intuitive 7-inch color touch screen providing digital displays for carrier/hydrogen/air channel flow (pressure) for easy monitoring.

2.It has gas shortage alarm protection and heating control safeguards to ensure operational safety. The system automatically shuts down the column box fan motor and heating when the door is opened.

3.Automatic control of split flow/split ratio optimizes carrier gas usage, reducing waste.

4.It is tailored for various automatic samplers, with an installation and positioning interface for effortless compatibility.

5.The instrument operates on a robust multi-core, 32-bit embedded hardware system, ensuring reliable and stable performance.

6.It features a convenient one-button start function and 20 groups of sample test mode memory, enhancing operational efficiency and ease of use.

7.Utilizes a logarithmic amplifier, ensuring a continuous detection signal with excellent peak shape. The system supports an external trigger function for synchronous start, activated by external signals like automatic samplers or thermal analyzers.

8.Incorporates a comprehensive system self-check and automatic fault identification function, ensuring operational reliability.

9.Offers 8 external event extension function interfaces, allowing customization with various control valves and sequence operations per user-defined time frames.

10.It comes equipped with RS232 communication and LAM network ports, along with a configuration option for a data acquisition card, ensuring versatile connectivity and data acquisition capabilities.

Specification

Model		GC-112
Oven	Capacity	22L
	Temperature Range	RT+5℃-400℃
	Temperature Accuracy	±0.1 ℃
	Temperature Programming	9 steps
	Program Total Time	9999.9 min
	Max Heating Rate	60℃/min
	Max Cooling Rate	≦10mins (250℃~50℃)
Sample Injector	Temperature range	RT+7℃~ 420 ℃
	Temp Control Type	independent
	Carrier Gas Flow Control Type	constant pressure
	Max Quantity	3pcs
	Type	Packed column or split
	Split Ratio	Display
	Pre Column Pressure Range	0-400kpa
	Pre Column Pressure Accuracy	0.1kpa
	Flow Setting Range	H2 0~200ml/min, N2 0~150ml/min
Detector	FID or TCD	
	Temperature Range	RT+7℃~ 420 ℃
	Max Installation Qty	2
	Ignition Mode	Automatic
	Hydrogen Flame Ionization Detector (FID)	Logarithmic amplifier
		High Voltage Switch Control
		Baseline signal display
		Detection limit: ≦3×10^{-12} g/s(sample: n-hexadecane)
		Baseline noise: ≦5×10^{-14}A
		Baseline draft: ≦6×10^{-13}A
		Dynamic range: 10^7
		RSD: ≦3%
	Thermal Conductivity Detector (TCD)	Sencitivity:8000mV.ml/mg (sample: n-hexadecane)
		Baseline noise: ≦0.05mV
		Baseline draft: ≦0.15mV/ 30min
		Dynamic range: 10^5
Basic Function	Power Supply	AC220V±10%,50Hz
	Power	3000W
	Shipping size(W×D×H)(mm)	760X750X860
	N.W./G.W. (kg)	64/86

BAWERS MEDICAL EQUIPMENT

Gas Chromatograph



Advantage

1.The 7-inch color touch screen directly displays the values of hydrogen/carrier gas/air channel flow (pressure), which is very convenient.

2.Gas shortage alarm and heating control protection function make the gas chromatograph safer.

3.One-touch start-up saves time.

4.Split flow/split ratio can be automatically controlled to save carrier gas.

5.Configuration of autosampler mounting and positioning interface, matching various specifications of autosampler.

6.A multi-core, 32-bit embedded hardware system ensures the reliable operation of the instrument.

7.With 20 groups of samples, the test pattern memory function can easily view the previous test data.

8.Adopt logarithmic amplifier, no cut-off value of detection signal, good peak shape.

9.Synchronous external trigger function can start the host computer and workstation at the same time through the external signal.

10.With perfect system self-test function and automatic fault identification function.

11.With eight external events to expand the function interface, you can choose a variety of functions control valves.

Specification

Model		GC-112N
Column Temperature Box	Capacity	22L
	Temperature Range	RT+5℃-400℃
	Temperature Accuracy	±0.1 ℃
	Temperature Programming	9 steps
	Program Heating Repeatability	≤ 2%
	Max Heating Rate	60℃/min
	Max Cooling Speed	≦10mins(250℃~50℃)
	Cooling Way	Open the door after
Sample Injector	Temperature Range	RT+7℃~ 420 ℃
	Temp Control Type	independent
	Carrier Gas Flow Control type	constant pressure
	Max Quantity	3pcs
	Type	filling column, shunt
	Split Ratio	Display
	Cylinder Pressure Range	0-400kpa
	Cylinder Pressure Control Accuracy	0.1kpa
	Flow Setting Range	H20~200ml/min, N20~150ml/min
Detector	FID or TCD(Optional)	
	Temperature Control	Max. 420℃
	Max Installation Qty	2
	Ignition Mode	Automatic
	Hydrogen Flame Ionization Detector (FID)	Baseline noise: ≦5×10^{-14}A
		Baseline draft: ≦6×10^{-13}A
		Dynamic range: 10^7
		Detection limit: ≦3×10^{-12} g/s(sample: n-hexadecane)
		RSD: ≦3%
	Thermal Conductivity Detector (TCD)	Sencitivity:5000mV.ml/mg (sample: n-hexadecane)
		Baseline noise: ≦0.05mV
		Baseline draft: ≦0.15mV/ 30min
		Dynamic range: 10^5
Basic Function	Power Supply	AC220V±10%,50Hz
	Power	3000W
	Shipping size(W×D×H)(mm)	760X750X860
	N.W./G.W. (kg)	64/86

BAWERS MEDICAL EQUIPMENT

Gas Chromatograph



Advantage

1.The main unit adopts a 7-inch color touch screen with a friendly man-machine exchange interface.

2.The computer reverses control and the touch screen of the main unit achieve synchronous two-way control.

3.A multi-core, 32-bit embedded hardware system ensures the reliable operation of the instrument.

4.Airflow and pressure display function.

5.Data acquisition is equipped with a dual-channel data acquisition card as standard, and the sampling time is 50ms.

6.Synchronous external trigger function can be an external signal (autosampler, thermal resolver, etc.) simultaneously to start the host computer and workstation.

7.Perfect system self-test function and automatic fault identification function.

8.8 interfaces for external event expansion function, which can be equipped with various control valves and work according to the time sequence set by yourself.

9.The external link is a network port connection (RJ45), which is convenient for remote data control.

Specification

Model		GC-126
Column Temperature Box	Temperature Range	RT+5℃-400℃
	Temperature Accuracy	±0.1 ℃
	Temperature Programming	9 steps
	Program Total Time	9999.9 min
	Max Heating Rate	60℃/min
Sample	Temperature range	RT+7℃~ 420 ℃
	Fill column, split/split sampler can be installed	
	Working under constant pressure mode	
	No more than three independent sampling systems are connected simultaneously	
Detector	Temperature Control	Max.420℃
	A maximum of 2 units are installed simultaneously. FID, TCD, ECD and FPD are optional.	
	Flow/pressure is displayed directly on the screen.	
	Hydrogen flame ionization detector (FID)	High voltage switch control
		Baseline signal display
		Ignition coil control
		Detection limit: ≤ 3×10^{-12} g/s
		Sample: N-hexadecane (minimum detection quantity: 3pg/s)
		Dynamic range: 10^7
	Thermal conductivity detector (TCD)	Bridge voltage switch control
		Bridge current setting: 0 ~ 220 mA
		Sensitivity: 5000 mV•mL/mg
		Dynamic range: 10^5
	Electronic capture detector (ECD)	Radiation source: Ni63
		Detection limit: ≤8×10^{-14}g/s
		Sample: R 666 (minimum detection quantity: 80FG/s)
		Dynamic range: 10^3
	Flame photometric detector (FPD)	Temperature setting: Maximum 350℃
		Detection limit: ≤2×10^{-12} g/s (P) ≤4×10^{-11} g/s (s)
		Sample: Methyl parathion
		Dynamic range: P 10^3
		Dynamic range: S 10^2
Heating area	In addition to the column box independent heating area, there are six heating areas. 2 injector heating zones, 2 detector heating zones and 2 auxiliary heating zones. The maximum operating temperature of the auxiliary heating area can reach 400℃	
Basic Function	Power Supply	AC220V±10%,50Hz
	Shipping size(W×D×H)(mm)	760X750X860
	N.W./G.W. (kg)	64/86

BAWERS MEDICAL EQUIPMENT

Gas Chromatograph



The GC-7860D networked series gas chromatograph can be divided into Plus, A, AE, E, C (vehicle-mounted type) and other series products according to different configurations and functions for users to choose from.

Description

GC-7860D series gas chromatographs are widely used in various analytical fields such as petrochemical industry, fine chemical industry, biomedicine, environmental protection, food hygiene, high-purity gas, electric power, brewing, scientific research and education.

The GC-7860D networked gas chromatograph adopts industry-leading manufacturing technology and processes to ensure the reliability and trouble-free operation time of the instrument. It can not only maximize the uptime and reduce the number of maintenance, but also has a more concise and reasonable structure and a more macroscopic appearance. The clear keyboard operation and convenient system anti-control software make it easy to learn and operate. The GC-7860D series network gas chromatography system can be loaded with advanced electronic pneumatic control (EPC) system to provide industry users with industry-leading excellent quality and results you can trust. The instrument has unique network remote transmission and control functions, making the instrument unattended, decentralized monitoring, and centralized control a reality; data analysis results can be connected to DCS to complete statistics, analysis, and monitoring of chromatographic component content, improving production. Automation of processes.

All inlet and detector gas lines of the GC-7860D SA gas chromatograph can be controlled by electronic pneumatic circuit (EPC), thus providing better retention time and peak area accuracy. Instrument users can set various parameters such as gas flow rate, external events, temperature, and detectors through the anti-control software, and save all parameters of the analysis method. Digital circuitry keeps settings consistent from run to run and from operator to operator. As a result, users can achieve better retention time reproducibility and more consistent and reliable results, doing more with less.

The GC-7860D series networked gas chromatograph can be configured with a liquid autosampler and uses reverse control software to control each parameter. This will bring better repeatability and improve work efficiency, while eliminating errors caused by manual injection.



Center cutting valve



Custom valve system

Excellent solution

1. Gas analysis in power transformer oil

2.Gas chromatography for underground safety gas analysis in coal mines (can continuously sample and analyze 32 points 24 hours a day)

3.Analysis of air quality (TVOC, benzene, total hydrocarbons and total non-methane hydrocarbons); analysis of workshop exhaust and flue gas, as well as 24-hour uninterrupted online analysis of VOC, benzene and total non-methane hydrocarbons in flue gas

4.Water quality analysis

5.Analysis of various industrial gases such as natural gas, refinery gas, cracked gas, artificial coal gas, etc. (simple single-valve type, broad-spectrum process two-valve four-column economical type, broad-spectrum process three-valve four-column practical type, broad-spectrum process five High-end type with six valves and four columns, three-valve and four-column TCD type, four-valve and five-column double TCD type, etc.; can be specially customized according to specific samples)

6.Coal gas and biogas analysis (six components of H2, O2, N2, CH4, CO, CO2, unique single valve sequence change)

7.Sulfide in natural gas (unique single valve sequential change backflush method, detects H2S and total sulfur)

8. High-purity gas analysis, electronic industrial gas analysis (minimum detection concentration can reach more than 20ppb)

9. Analysis of benzene and toluene in gasoline

10.Analysis of oxygenated compounds in gasoline

11.Analysis of benzene, toluene and aromatic hydrocarbons in gasoline

12.SOA analysis of hydrocarbon composition in gasoline and PONA analysis of monomer hydrocarbons in gasoline (content detection of saturated hydrocarbons, olefins, aromatics and benzene, using a special olefin adsorption trap;)

13. Simulated distillation gas chromatography

14. Blood ethanol analysis

15. Cigarette stick VOC, drug residue analysis, ethylene oxide in medical devices, solvent residue detection in packaging materials

16. Special gas chromatography method for greenhouse gases (CO2, CH4 and N2O, 0.1ppm-100%)

17. Catalytic evaluation, high pressure and high temperature online analysis system (system chromatography is customized according to requirements)

18. Process gas chromatograph (industrial chromatography), analysis cabin construction, multi-flow sample selection (up to 32 sample selections supported), sample pre-processing, etc.

Gas Chromatograph



Three-way electronic gas circuit EPC module

Features and parameter

1.8.0-inch LCD capacitive touch display, supports switching between Chinese and English.

2.Manual and fully electronic pneumatic (EPC) control of the gas circuit are optional, networked communication (using Ethernet interface IEEE802.3), and computer online full control operation.

3. Electronic pneumatic circuit EPC control method

EPC electronic gas circuit control accuracy is 0.01 mL/min or 0.01Kpa, ensuring better retention time reproducibility and more consistent and reliable results.

EPC working modes: constant current, constant voltage, shunt mode.

Programmed pressure control: 4th level

EPC working gas: N2, H2, Air, He, Ar

EPC control range: pressure 0~0.6Mpa, flow 0~100sccm or 0~500sccm

EPC control accuracy: pressure 0.01Kpa; flow 0.01sccm

4. Supports high-speed heating, with a maximum rate of 80°C/min, suitable for rapid analysis.

5.The temperature can be raised to 450°C, which is suitable for the analysis of high boiling point samples.

6.Supports double column box and double rear door opening modes.

7.The column oven temperature increment is 1℃ and the accuracy is ±0.01℃, which is equivalent to high-end imported products of the same type.

8.6 channels of external events and 2 channels of auxiliary control output.

9. Diversified sampling system; packed column sampling, capillary split/splitless sampling, valve sampling, automatic liquid sampling, fully automatic headspace sampling, pyrolysis sampling, thermal desorption sampling, and purge Trapping injection is optional.

10. Perfect center cutting and valve switching systems can be configured to help users complete complex multi-dimensional chromatographic analysis tasks. The Plus model is a multi-purpose gas chromatograph specially designed for multi-dimensional application analysis and online analysis.

11.Rich detector types, the Plus model can be installed with up to three detectors (type B can be installed with two detectors at the same time): TCD, HTCD, uTCD, FID, FPD, ECD, NPD, ZD, PDHID, PID, AID.

12. The program supports multi-channel sample selection MPV system, with automatic identification of valve number, automatic cascade judgment, automatic reset, valve position selection, valve position analysis memory functions, and supports up to 32 sample flow path selections.

13.Unique network remote transmission and control functions enable unattended analysis, decentralized monitoring, and centralized control.

14. Data can be connected to the DCS system through the MODBUS protocol to complete the statistics, analysis, and monitoring of chromatographic component content, and improve the automation level of production process control.

15.Temperature control index:

Number of temperature control channels: 8 channels

Column oven temperature indicator:

Column oven temperature range: 4°C to 450°C above room temperature (increment 1°C)

Column box temperature control accuracy: better than ±0.01℃

Column oven temperature program: 23 steps

Process rising rate setting: 0.1～39℃/min (normal type); 0.1～80℃/min (high speed type)

Constant temperature time of each stage: 0~999min (increment 0.1min)

Programmed cooling: it only takes about 6 minutes from 260℃ to 50℃

Injector, detector, thermal conductivity cell temperature indicators

Temperature range: 4℃～450℃ above room temperature (increment 1)

Temperature control accuracy: better than ±0.01℃

BAWERS MEDICAL EQUIPMENT

Gas Chromatograph

CE

Specification

No.	Product Name	Model	Configuration and parameters	Quantity
1	Gas chromatograph host (gas path manual mode, digital reading)	GC-7860D	1. 5.7-inch dot matrix Chinese-language large-screen liquid display, Chinese and English bilingual display 2. 8-way temperature control supports double column oven, room temperature 4℃～450℃; Increment: 1℃, Accuracy: ±0.01℃ 3. The number of process steps: 16; the process rate: 0.1~39℃/min (ordinary type); 4. External events: 6 channels, auxiliary control channels 2 5. Computer reverse control operation, network digital communication; IEEE802.3 Ethernet interface 6. The optional workstation software has a 10/100M adaptive network interface, which can complete data processing of multiple chromatographs at the same time. 7. Manual control and electronic pneumatic control EPC modules are optional; the electronic flow controller (EFC) and electronic pressure controller (EPC) realize digital control, which can greatly improve qualitative and quantitative results. Measuring range 0-0.6MPa, 0-100mL/min or 0-500 mL/min; control accuracy 0.01 mL/min or 0.01Kpa 8. Customized systems and analysis method packages can be selected for special applications.	1
2	Hydrogen flame detector FID	G1501	Detection limit ≤6×10-12g/s (n-hexadecane/isoxadecane); software program automatically ignites	1
3	Split/splitless injection SPL port	G170	Independent temperature control and air path adjustment, with purge air path, suitable for various calibers	1
4	Chromatography reverse control workstation	SP4000	Contains chromatograph reverse control, three-channel data processing; software supports 10/100M network interface, IEEE802.3 Ethernet interface	1
5	Automatic headspace sampler	AHS-912	Sample area temperature control range: room temperature - 220°C, step size 1°C; Temperature control range of the valve sampling system: room temperature-220℃, step size 1℃; Temperature control range of the valve sampling system: room temperature-220℃, step size 1℃; Temperature control accuracy: < ±0.1℃; Temperature control gradient: < ±0.1℃; Headspace bottle station: 12; Headspace bottle specifications: standard 20ml (10ml, 50ml and other specifications can be customized); Injection pressure range: 0~0.4Mpa (continuously adjustable); The monitoring pressure range is 0~0.4Mpa, and the pressure gauge displays; Power supply: AC220V 50HZ; power: 350W.	1
6	Capillary column		Used for ethylene oxide detection 30m*0.32 economical import, can also be used for acetone residues	1
7	High purity hydrogen generator	EPH-300	0-300ml/min; purity ≥99.999%	1
8	air generator	EPA-2000	0-2000ml/min	1
9	gas purifier		Three-pipe with on-off valve	1
10	EO standard		10ml/bottle	1

BAWERS MEDICAL EQUIPMENT

Gas Chromatograph

Main detector technical indicator

Hydrogen Flame Ionization Detector (FID)

The collector adopts cylindrical structure and platinum nozzle

●Detection limit: ≤3×10-12g/s (n-hexadecane);

●Baseline noise: ≤5×10-14A

●Baseline drift: ≤1×10-13A/30min

●Linear range: ≥107

●Automatic ignition (detector temperature is greater than 150℃)

Thermal Conductivity Detector (TCD)

Adopt semi-diffusion structure

The power supply adopts constant current control method

High-quality rhenium tungsten wire, micro-volume thermal conductivity cell, double-column balancing method

●Sensitivity: S≥3000mV·ml/mg (benzene) (magnification 1, 2, 4, 8 times optional)

●High sensitivity: S≥8000mV•ml/mg (benzene) (magnification 1, 2, 4 or 8 times optional)

●Baseline noise: ≤10μV

●Baseline drift: ≤30μV/30min

●Linear range: ≥105

Electron Capture Detector (ECD)

Reasonable structure, not easy to pollute, high sensitivity;

●Detection limit: ≤1×10-14g/s

●Linear range: 104

●Radioactive source Ni63

Flame Photometric Detector (FPD)

Air-Hydrogen Flame Spectrometry

The top photomultiplier tube has a maximum voltage of -700V;

●Detection limit: S≤5×10-12g/s (S in methyl parathion)

P≤5×10-13g/s (P in methyl parathion)

●Linear range: 105(P) 103(S)

●Maximum operating temperature: 350℃



Hydrogen flame detector



Flame photometric detector



Thermal conductivity detector



Methane reformer



Electron capture detector



Helium ionization detector

Nitrogen Phosphorus Detector (NPD)

High-quality rubidium beads enable the detector to have high sensitivity and long life;

●Detection limit: (N)≤5×10-12g/s

(P)≤5×10-12g/s

Gas Chromatograph

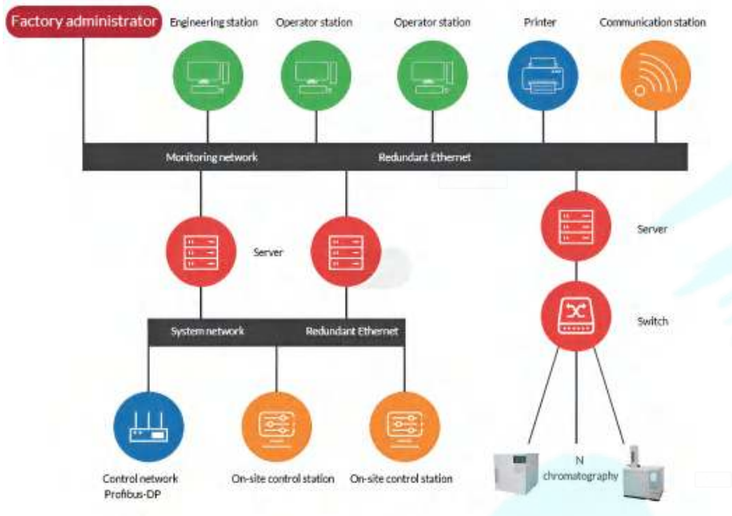

Online version of anti-control workstation

1. Communication method: network communication, IEEE802.3 Ethernet interface; the workstation also supports RS232 communication interface;

2. The organic combination of chromatographic data processing and instrument counter-control operation makes the operation convenient and the interface friendly;

3. The workstation software can be used to customize the heating zone temperature, heating zone name, enable switch, gas flow and pressure, program pressure boost control, program heating and external events, automatic sampler, multi-channel sample selection control, Set and control detector and other parameters;

4. The workstation supports multi-channel data processing of multiple chromatographs. The maximum design supports the connection of 5,000 chromatographs. The data processing of a single chromatograph supports four-channel signal processing, of which the fourth channel is a virtual channel to facilitate the processing of signals from multiple detectors. Data processing is displayed on a graph and has a baseline straightening function;

5. The workstation software has integration time program settings, and has practical functions such as baseline locking, negative peak identification and negative peak flipping;

6. Data analysis results can be converted into WORD format for easy printing and copying;

7. Automatically generate folders named according to the names of chromatographs and automatically generate time, making it convenient for users to manage multiple chromatographs at the same time;

8.7860NetChorm online version of the anti-control workstation can remotely transmit the analysis results to the place where the user needs through a variety of transmission methods (Internet, CAN bus, MODBUS bus, GPRS communication, 3G communication, wireless private network, etc.);

9. The analysis data can be easily uploaded to the DCS system, with 4mA~20mA output, convenient for industrialized online closed-loop control;

10. Use multi-threading technology to realize signal collection, data processing, and user management to work together at the same time;

11. The unique software architecture enables rich configuration of multiple monitoring agents in one system, and a single chromatograph supports simultaneous access by three IP addresses;

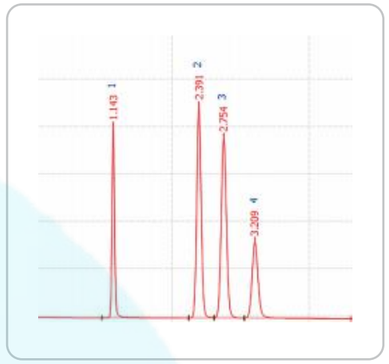

Chromatographic analysis chart-1

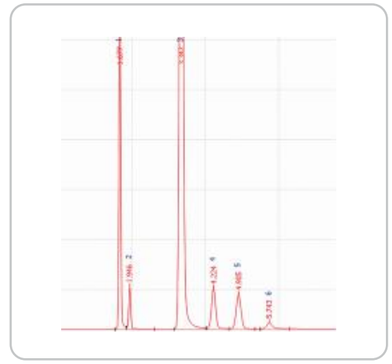

Chromatographic analysis chart-1

12. Equipped with analysis results expansion communication interface to support user secondary development and function expansion;

13. The unique intelligent peak identification technology minimizes the spectrum processing parameters that need to be set by the user, and basically realizes automatic processing of peak identification, baseline correction, and overlapping peak segmentation;

14. Sampling data can be read from CDF files that comply with A/A (American Analytical Society) standards, so that it can be integrated with chromatography workstations such as Agilent and Waters;

15. Adopting a unique high-fidelity digital filtering algorithm, it has strong anti-noise interference ability and can detect weak peaks at the same level as the baseline noise;

16. Data processing includes: normalization method, correction normalization method, single-point correction method (single-point internal standard method, single-point external standard method), multi-point correction method (multi-point internal standard method, multi-point external standard method) ;

17. The machine can also be equipped with a "component content monitoring system" to complete the statistics, analysis, and monitoring of chromatographic component content. It can be used in chemical product production (such as reaction, splitting, distillation, etc.) to analyze each component of the sample. Data statistics, content change trends, threshold detection, and threshold alarms make the component content change trends clear at a glance. The data of the day or shift is automatically archived, eliminating the need for manual analysis of spectra, manual arrangement of spectra, and manual judgment of results, improving factory efficiency. level of automation;

Technical indicator

Input voltage range: -2.5V～2.5V

Integral sensitivity: 0.05μV·s

Minimum resolution: 1μV

Dynamic range: 10-7

Linearity: ±0.005%

Repeatability: ±0.005%

Sampling period: 10, 20, 30, 40, 50 times/second adjustable

Optional: 8.0 inch LCD capacitive touch screen

Gas Chromatograph



The GC-7860D networked series gas chromatograph can be divided into Plus, A, AE, E, C (vehicle-mounted type) and other series products according to different configurations and functions for users to choose from.

Description

GC-7860D series gas chromatographs are widely used in various analytical fields such as petrochemical industry, fine chemical industry, biomedicine, environmental protection, food hygiene, high-purity gas, electric power, brewing, scientific research and education.

The GC-7860D networked gas chromatograph adopts industry-leading manufacturing technology and processes to ensure the reliability and trouble-free operation time of the instrument. It can not only maximize the uptime and reduce the number of maintenance, but also has a more concise and reasonable structure and a more macroscopic appearance. The clear keyboard operation and convenient system anti-control software make it easy to learn and operate. The GC-7860D series network gas chromatography system can be loaded with advanced electronic pneumatic control (EPC) system to provide industry users with industry-leading excellent quality and results you can trust. The instrument has unique network remote transmission and control functions, making the instrument unattended, decentralized monitoring, and centralized control a reality; data analysis results can be connected to DCS to complete statistics, analysis, and monitoring of chromatographic component content, improving production. Automation of processes.

All inlet and detector gas lines of the GC-7860D SA gas chromatograph can be controlled by electronic pneumatic circuit (EPC), thus providing better retention time and peak area accuracy. Instrument users can set various parameters such as gas flow rate, external events, temperature, and detectors through the anti-control software, and save all parameters of the analysis method. Digital circuitry keeps settings consistent from run to run and from operator to operator. As a result, users can achieve better retention time reproducibility and more consistent and reliable results, doing more with less.

The GC-7860D series networked gas chromatograph can be configured with a liquid autosampler and uses reverse control software to control each parameter. This will bring better repeatability and improve work efficiency, while eliminating errors caused by manual injection.



Center cutting valve



Custom valve system

Gas Chromatograph

Excellent solution

1. Gas analysis in power transformer oil

2.Gas chromatography for underground safety gas analysis in coal mines (can continuously sample and analyze 32 points 24 hours a day)

3.Analysis of air quality (TVOC, benzene, total hydrocarbons and total non-methane hydrocarbons); analysis of workshop exhaust and flue gas, as well as 24-hour uninterrupted online analysis of VOC, benzene and total non-methane hydrocarbons in flue gas

4.Water quality analysis

5.Analysis of various industrial gases such as natural gas, refinery gas, cracked gas, artificial coal gas, etc. (simple single-valve type, broad-spectrum process two-valve four-column economical type, broad-spectrum process three-valve four-column practical type, broad-spectrum process five High-end type with six valves and four columns, three-valve and four-column TCD type, four-valve and five-column double TCD type, etc.; can be specially customized according to specific samples)

6.Coal gas and biogas analysis (six components of H2, O2, N2, CH4, CO, CO2, unique single valve sequence change)

7.Sulfide in natural gas (unique single valve sequential change backflush method, detects H2S and total sulfur)

8. High-purity gas analysis, electronic industrial gas analysis (minimum detection concentration can reach more than 20ppb)

9. Analysis of benzene and toluene in gasoline

10.Analysis of oxygenated compounds in gasoline

11.Analysis of benzene, toluene and aromatic hydrocarbons in gasoline

12.SOA analysis of hydrocarbon composition in gasoline and PONA analysis of monomer hydrocarbons in gasoline (content detection of saturated hydrocarbons, olefins, aromatics and benzene, using a special olefin adsorption trap;)

13. Simulated distillation gas chromatography

14. Blood ethanol analysis

15. Cigarette stick VOC, drug residue analysis, ethylene oxide in medical devices, solvent residue detection in packaging materials

16. Special gas chromatography method for greenhouse gases (CO2, CH4 and N2O, 0.1ppm-100%)

17. Catalytic evaluation, high pressure and high temperature online analysis system (system chromatography is customized according to requirements)

18. Process gas chromatograph (industrial chromatography), analysis cabin construction, multi-flow sample selection (up to 32 sample selections supported), sample pre-processing, etc.

Gas Chromatograph



Application

GC-900 gas chromatograph is a popular, high-performance, multi-functional series of chromatographic instruments. FID, TCD and FPD detectors can be combined as needed to meet the needs of ordinary laboratories, daily production, routine detection and trace quantities analysis requirements. It can be widely used in many fields such as petroleum, chemical industry, environment, food safety, disease control, teaching and scientific research.

Advantage

1.It is equipped with a 4.3-inch color LCD touch screen and keyboard input for user operation.Adopt the dual-stable gas path design of primary pressure stabilizer valve and stabilizer valve/pressure stabilizer valve.

2.Seven temperature control devices, the temperature control accuracy is lower than±0.1℃

3.Double over-temperature protection and power-off protection function

4.Linkage trigger signal acquisition system

5.With fault self-check and alarm function

6.The inlet can be installed up to 4 types (packed column, capillary column split/splitless injection system can be used), multiple detectors with the same or different detectors are installed, automatic/manual gas injection device can be selected, top Empty sampler, thermal desorption sampler, pyrolysis furnace sampler, methane reformer, etc.

7.The intelligent rear door system has stepless variable inlet and outlet air volume, which shortens the stable balance time of the system after programmed heating/cooling

8.Unique vaporization chamber design, smaller dead volume; replacement of accessories such as injection pad, liner, polarizer, collector, nozzle can be done with one hand; packed column, capillary injector, TCD, FID detector and other main bodies The replacement only requires a wrench to be completely disassembled, and the maintenance is very convenient.

9.Ethernet communication interface is adopted, so that the instrument can realize long-distance data transmission through the internal LAN of the enterprise, which is convenient for the management of analysis data

10.The unique design of the injection port solves the injection discrimination, and the dual-column compensation function not only solves the baseline drift caused by temperature programming, but also reduces the influence of background noise, which can lead to lower detection limits.

Specification

Model		GC-900
Oven	Temp. Range	RT+5~450℃
	Temp. Accuracy	≤±0.1℃
	Temp. Program	20-phase
	Max. Temp. Heating Rate	40℃/min
	Time Range	0-655min
	Internal Size	250x270x170mm
Detector	Hydrogen Flame Ionization Detector (FID)	Detection limit:≤5×10^{-12}g/s(100ng/ul n-hexadecane-isooctane solution)
		Temperature 450℃
		Compatible with packed and capillary columns
		Baseline drift:≤2x10^{-13}A/30min
		Baseline noise: 3×10^{-14}A
		Dynamic range:≥10^{7}
	Thermal Conductivity Detector (TCD)	Sensitivity: >5000mv.ml/mg(50mg/ml toluene-benzene solution)
		Temperature 400℃
		Baseline drift:≤0.1mV/30min
		Baseline noise: 0.03mV
		Dynamic range:≥10^{5}(±10%)
	Flame Photometric Detector (FPD)	Detection limit:≤5×10^{-12}g/s(S of 10ng/ul methyl parathion-ethanol solution)
		Detection limit:≤4×10^{-12}g/s(P of 10ng/ul methyl parathion-ethanol solution)
		Dynamic range: ≥S 10^{3}
		Dynamic range: ≥P 10^{4}
		Temperature 350℃
Injection Method		Various injection methods are available:
		1.Packed column injection;
		2.Packed column gasification injection;
		3.Capillary split/splitless injection: back pressure valve control technology, linear split;
		4.Six-way valve gas injection;
		5.On-line injection: continuous injection for 24 hours without supervision
Power Supply		AC220V±10%, 50/60Hz
Standard Accessory		FID detector, Chromatography workstation software, Capillary sampler
Optional Accessory		Sample injection system, TCD, FPD detector, Chromatographic column, Nickel catalytic converter
Dimensions(W×D×H)(mm)		530x505x510mm
Shipping size(W×D×H)(mm)		800x750x750
N.W./G.W. (kg)		42/68

Gas Chromatograph



Application

GC-901 gas chromatograph can realize full EPC electronic flow control, realize full computer control of the instrument, and can be equipped with a high-precision liquid automatic sampler. It can be widely used in many fields such as petroleum, chemical industry, environmental protection, food safety, disease control, education and scientific research, and can analyze the macro, micro and trace amounts of organic matter, inorganic matter and gas.

Advantage

1.Color widescreen, unique design of touch keys

(1)7-inch industrial color LCD screen design, more complete display information, more reasonable interface operation

(2)Two sets of operating systems in Chinese and English to meet different user needs

(3)Adopting resistive touch screen, feel good, durable, double operation of screen and software to achieve seamless connection

2.Humanized software operating system

(1)Adopting advanced 10/100M self-adaptive Ethernet communication interface, built-in IP protocol stack, easily form a local area network, realize long-distance transmission, remote control, and remote diagnosis.

(2)Equipped with IBrainChrom workstation, which can support multiple chromatographs (253 sets) to work at the same time, realize data processing and reverse control.

(3)Having complete audit trail, user rights management, electronic signature and other functions, so that data and documents meet GMP management requirements

(4)The built-in Modbus/TCP server of IBrainChrom workstation can easily connect the analysis results to DCS (distributed control system)

(5)3 independent connection threads that can be connected to local, laboratory supervisors and authorities, allowing them to monitor the operation of the instrument and analyze the data in real time.

3.High-precision gas flow control system (EPC)

(1)High-precision gas flow control, to ensure the accuracy of GC analysis, to ensure the efficiency of daily analysis, EPC control accuracy 0.01psi

(2)It realizes the self-protection of gas circuit failure, automatic ignition, re-ignition, automatic opening of the gas circuit, and one-key start.

(3)A variety of control combination modes of operation, automatic pressure and flow adjustment, control and display, can operate in gas-saving mode

4.Leading structural design

(1)Modular structure design, easy to upgrade, can be equipped with a variety of high-performance detectors such as FID, TCD, ECD, FPD and NPD, etc., to meet the analysis needs of complex samples

(2)Advanced sampler design, unique liner structure and special processing technology to ensure zero adsorption of samples

(3)Adapting to a variety of sample injection methods such as: headspace sampler, thermal desorption analyzer, liquid automatic sampler, easily competent for the analysis of various sample types

(4)Timed self-starting program can easily complete the laboratory online analysis of gas and liquid samples

Specification

Model		GC-901
Oven	Temp. Range	RT+5~450℃
	Temp. Accuracy	≤±0.01℃
	Temp. Program	16-phase
	Max. Temp. Heating Rate	40℃/min
	Time Range	0-999.9min
Detector	Hydrogen Flame Ionization Detector (FID)	Detection limit:≤5×10^{-12}g/s(100ng/ul n-hexadecane-isooctane solution)
		Temperature 450℃
		Compatible with packed and capillary columns
		Baseline drift:≤2x10^{-13}A/30min
		Baseline noise: 3×10^{-14}A
		Dynamic range:≥10^{7}
	Thermal Conductivity Detector (TCD)	Sensitivity: >5000mv.ml/mg(50mg/ml toluene-benzene solution)
		Temperature 400℃
		Baseline drift:≤0.1mV/30min
		Baseline noise: 0.03mV
		Dynamic range:≥10^{8}(±10%)
	Electron Capture Detector (ECD)	Detection limit:≤1×10^{-14}g/ml(Sample: n-hexadecane δ-666)
		Dynamic range: ≥10^{4}
	Flame Photometric Detector (FPD)	Detection limit:≤5×10^{-12}g/s(S of 10ng/uL methyl parathion-ethanol solution)
		Detection limit:≤4×10^{-12}g/s(P of 10ng/uL methyl parathion-ethanol solution)
		Dynamic range: ≥S 10^{3}
		Dynamic range: ≥P 10^{4}
		Temperature 350℃
	Nitrogen and Phosphorus Detector (NPD)	Detection limit:≤1×10^{-12}g/s (Azobenzene)
		Detection limit:≤1×10^{-12}g/s(Marla sulfur phosphorous)
		Dynamic range:≥10^{3}
Injection Method		Capillary column split/splitless sampling (with diaphragm purging function), packed column sampling, valve sampling, gas/liquid automatic sampling system, etc.
Inlet		1~4, up to 3 capillary column inlets
Injection Type		Packed column injection, capillary column injection. (Flow setting range: 0~1000ml/min)
Control Accuracy		Pressure: 0.01KPa; Flow: 0.01ml/min
Maximum Split Ratio		1:999
Pressure Sensor		Accuracy: <2% of full scale; Repeatability: <± 0.05KPa; Range: 0~0.6MPa
Flow Sensors		Accuracy: < 5% of full scale;Repeatability: 0.5K Pa (full scale);Output offset (accuracy): ±5%
Sampling Valve		Can be equipped with multiple imported automatic control valves, which can run automatically in sequence
Power Supply		AC220V±10%, 50/60Hz
Standard Accessory		FID detector, Chromatography workstation software, Capillary sampler
Optional Accessory		Sample injection system, TCD, ECD, FPD and NPD detector, Chromatographic column.
Dimensions(W×D×H)(mm)		560x560x485
Shipping size(W×D×H)(mm)		780x750x750
N.W./G.W. (kg)		50/75

Ion Chromatograph



Description

The IC-1200 ion chromatograph is capable of carrying out suppressive or non-suppressive conductivity detection and amperometric detection. It consists of a host box, an all-PEEK dual plunger series pump, an injection valve, a guard column/separation column, a column oven with preheating function, an electrolytic self-regenerating suppressor, a conductivity detector with constant temperature device, an amperometric detector, and a multi-channel data processing and instrument control software system.

The IC-1200 ion chromatograph combines high detection sensitivity, high operational stability, and modular functionality. It can be configured with various detection modes according to customer testing needs, including direct conductivity detection, suppressed conductivity detection, amperometric detection, and conductivity-amperometric tandem detection. It is applicable to detection work in various fields such as environmental monitoring, disease control, pharmaceuticals, chemical industry, metallurgy, hydrogeology, agriculture, feed, electronics industry, power, nuclear energy research, food safety, and scientific research and teaching.

Advantage

1.Utilizing an integrated appearance and professional modular design for components, the system features a fully plastic flow path, ensuring no leaching contamination and a comprehensive flow path protection system.

2.The main unit is equipped with a 7.0-inch touchscreen and embedded with concise and reliable control software. It displays working parameters such as conductivity, current, flow rate, range, pressure, and the status of the six-way valve and the suppressor in full-screen real-time mode. The instrument allows real-time monitoring and display of suitable real-time analysis parameters and results. The main unit can provide graphical interface functions for conductivity, real-time display of continuous sampling, waveform area, and sampling period control. It enables online modification and acquisition of working parameters for various components, automatic rapid data acquisition and post-processing, and has the functionality for tracing instrument-related data and operational status, facilitating fault troubleshooting, status monitoring, and spectrum display.

3.Unique one-button rinsing feature facilitates simple operation of the instrument for the convenience of the customers.

4.Utilizing a computer interface and touchscreen synchronized control mode, this system features comprehensive system monitoring functions. It provides real-time monitoring of instrument operation status, adjustment of operating parameters, and includes a data protection memory function for user convenience.

5.Integrated exterior design, user-friendly GUI graphic navigation system, simple and intuitive operation that conforms to user habits, facilitating user mastery and utilization.

6.Automatic temperature control ensures constant temperature protection for the separation column during detection and analysis, and automatically increases the temperature to the optimal level for the separation column in low-temperature state, thereby extending its service life.

7.Excellent anti-interference capability and rich expansibility. Can be equipped with UV/VIS detector or pH, COND module, suitable for the analysis of unconventional samples, versatile in applications.

8.In order to enhance the sensitivity and stability of the instrument, and meet the diverse testing requirements of users, the entire machine adopts industrial-grade electrical components and advanced shielding technology.

9.The joints and flow paths are resistant to strong acids and alkalis, with good versatility and compatibility with organic solvents. This improves the system's pressure resistance and eliminates the risk of flow path leakage.

10.The main unit can automatically recognize the valve switching signals and initiate software-driven automatic analysis, greatly reducing the errors caused by manual operations.

11.The main unit is capable of automatic maintenance, initiating regular flow path flushing of various system components to prevent pipeline crystallization.

12.Paired with chromatographic columns of excellent selectivity and separability, this setup can detect the common nine anions (including disinfection by-products) in water, as well as enable rapid separation of the common seven anions.

13.PC data software system

*Equipped with remote control functionality for instruments, it can achieve control of the instrument via a PC and synchronize with a touchscreen at the same time.

*Using a 24-bit A/D acquisition chip to achieve high-precision acquisition and processing of data signals.

*Concise and user-friendly data manipulation mode, robust data processing and analysis capabilities, ensuring that users can accurately handle complex data through simple operations.





Ion Chromatograph

Accessory

1.Chromatography Pump

High-pressure low-pulse dual-plunger series pumps, utilizing an all-PEEK inert material pump head and tubing.

Pressure range of all PEEK pump head: 0-35MPa

Flow rate setting range: 0.001-10.000ml/min

Flow rate setting error: 0.1% (flow rate 1.0ml/min)

Flow rate stability error: 0.1% (flow rate 1.0ml/min)



2.Inhibitor

Electrochemical automatic regeneration solid phase inhibitor, no regenerating liquid used.

Dynamic inhibition capacity: 100μeq/min

Inhibition background: 0.6μS/cm

Inhibitor background noise: 6nS/cm

Inhibitor dead volume: 50μL

Current range: 0-300mACurrent setting increment: 0.1mA



3.Column temperature oven

Internal chromatography column oven with pre-heating function for eluent to ensure stable operation of the instrument.

Temperature control range: room temperature +5℃-85℃

Allowable temperature setting error: ±0.271℃

Temperature control stability: ±0.029℃/h



4.Conductivity Detector

Digital bipolar pulse mode, compatible with common eluent systems such as OH, MSA, and carbonate ions.

Conductivity detection range: 0-15000μs

Detection cell volume: ≤0.3μL

Baseline noise: ≤0.1%

FSBaseline drift: ＜±0.8%FS/30min

Qualitative repeatability (RSD): ＜0.21%

Qualitative repeatability (RSD): ＜0.21%

Detection limit: Cl-≤0.0005 μg/ml

Compatible with 250mm, 150mm anion exchange chromatography columns (separation column efficiency: ≥5,000 m-1 (calculated with NO2-, SO42-))

Linear range: ≥10²

Linear correlation coefficient: ≥0.999

Retention time repeatability error: NO3-, SO42-, Na+, and Ca2+ ≤1.0%



Specification

1	Main Instrument	IC-1200	1	Unit
2	Autosampler	YK-6100	1	Unit
3	Software	SP4000	1	Piece
4	Accessory	Power cord - 1 piece	1	Set
		Signal cable - 1 piece		
		CD-ROM - 1 set		
		Silicone tubing - 1 piece		
		Hex key - 1 piece		
		Phillips screwdriver - 1 piece		
		Adjustable wrench - 1 piece		
		10ml syringe - 1 piece		
		1ml syringe - 2 pieces		
		Waste liquid needle - 1 piece		
		Peek tubing 1/16x0.25 - 1 set		
		1/16 peek joint (including seal pad) 1/16 - 2 pieces		
		Tee connector peek material - 1 piece		
		Plugs - 4 pieces		
		Pump filter head - 1 piece		
		Sample filter head 0.45um - 10 pieces		
		Rinse liquid bottle 1000ml - 1 piece		
		Product user manual - 1 copy		
		Product certificate of conformance - 1 copy		
		Product warranty card - 1 copy		

BAWERS ANALYTICAL EQUIPMENT

Ion Chromatograph

Application

1.Environmental Protection Industry - Water Quality

Determination of Soluble Cations by Ion Chromatography (Suppression Method)

Analysis and Detection: Li+, Na+, NH4+, K+, Mg2+, Ca2+

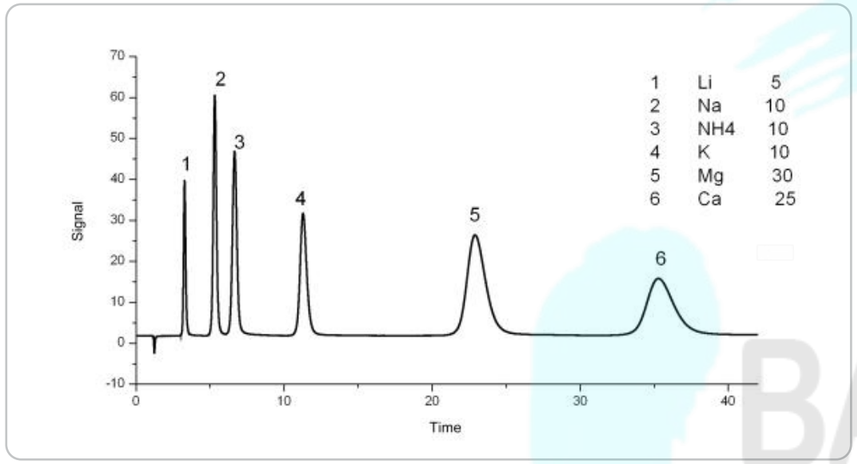

2.Environmental Protection Industry – Atmosphere

Determination of Water-soluble Cations in Particulate Matter by Ion Chromatography

Analysis and Detection:Li+, Na+, NH4+, K+, Mg2+, Ca2+

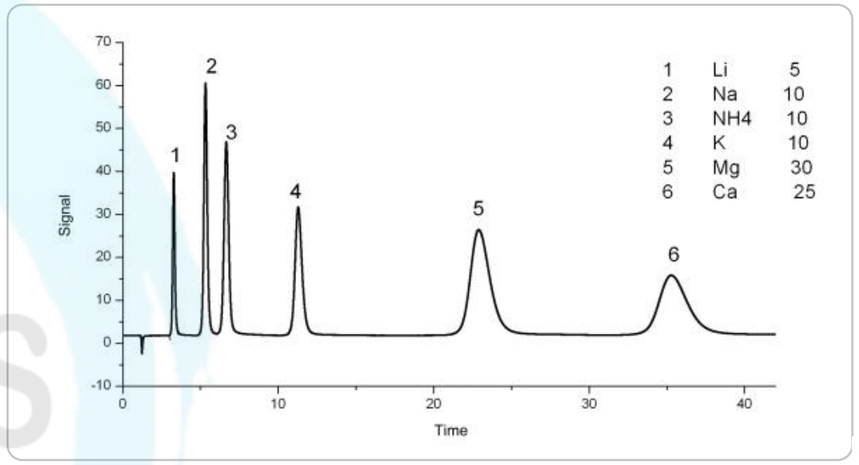

Determination of inorganic anions by ion chromatography

Analysis and Detection:F-， Cl-, Br-, NO2-, NO3-, PO43-,SO32-,SO42-

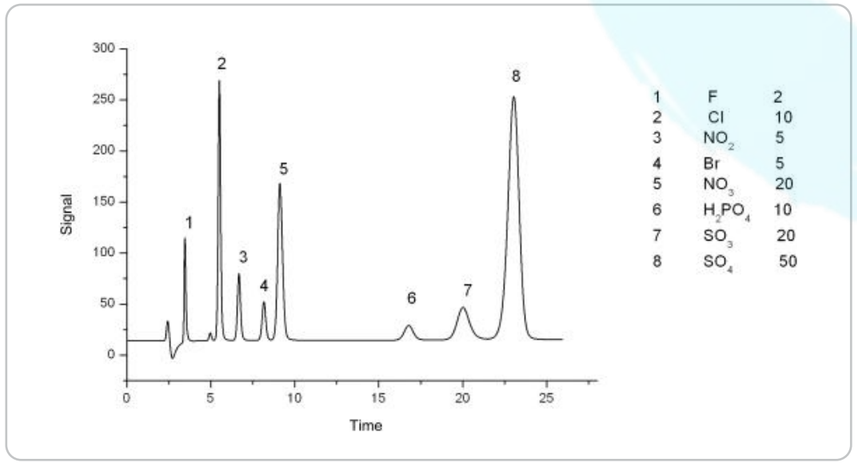

Determination of water-soluble anions in particulate matter in ambient air - Ion chromatography method

Analysis and Detection:F-， Cl-, Br-, NO2-, NO3-, PO43-,SO32-,SO42

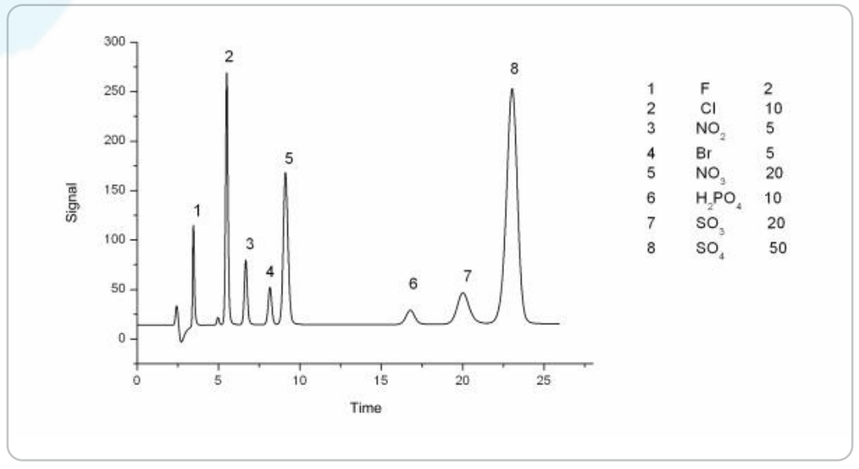

BAWERS
MEDICAL EQUIPMENT

Ion Chromatograph

3.Environmental Protection Industry - Adsorbable Organic Halogens

Determination of Adsorbable Organic Halogens (AOX) by Ion Chromatography

Analysis and Detection:F-, Cl-, Br-

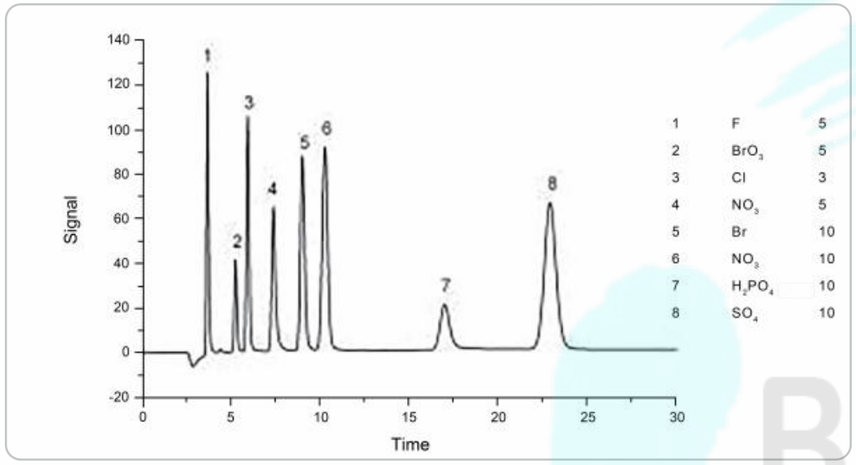

4.Solid waste - hazardous waste

Hazardous Waste Identification Criteria Leachate Toxicity Identification

Analysis and Detection:CN- , S2-

Column chromatography: (Direct current ampere detector)

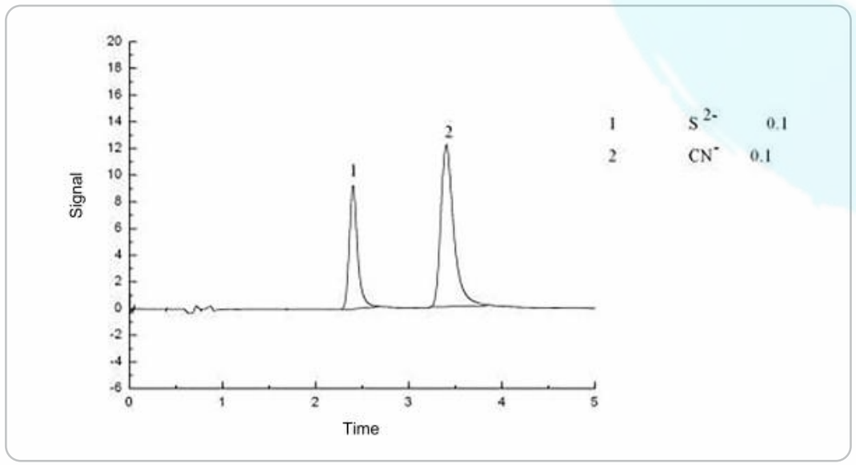

5.Disease Prevention and Control Center, Water Treatment Plant

The method for standard inspection of drinking water for domestic use.

Analysis and Detection:F-, Cl-, NO3-, SO42- , ClO2-, ClO3- ,Br--

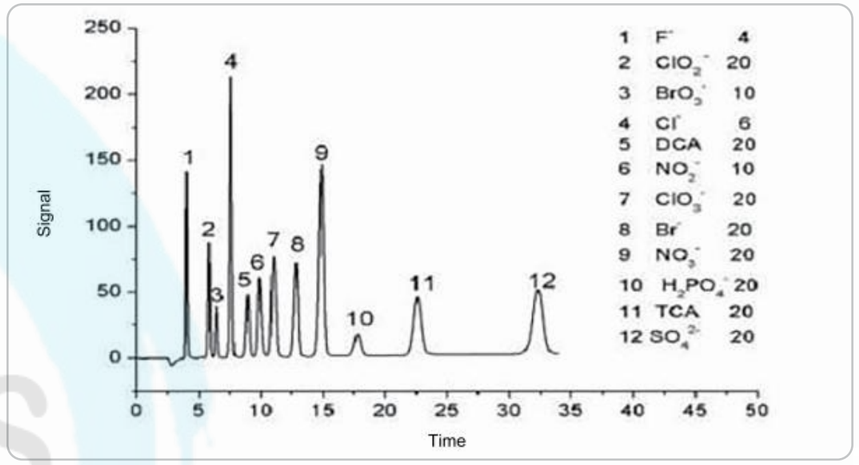

6.Mineral Water

Testing Method for Natural Mineral Drinking Wate

Common Anions：F-, Cl- , NO3- SO42-

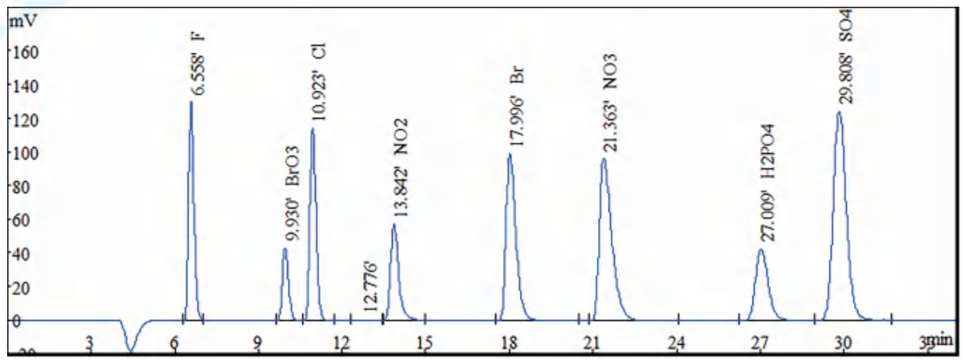

BAWERS
MEDICAL EQUIPMENT

Ion Chromatograph

BrO3-: the only method is ion chromatography.

I-ion: amperometric detector

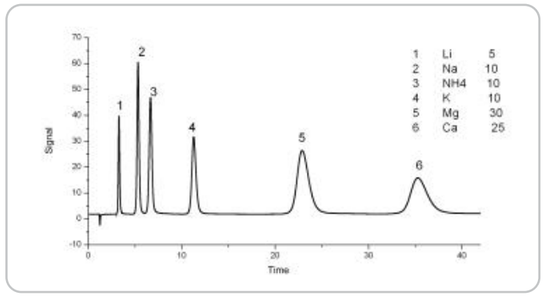

Cations: Li+, Na+, K+ (inhibition method)

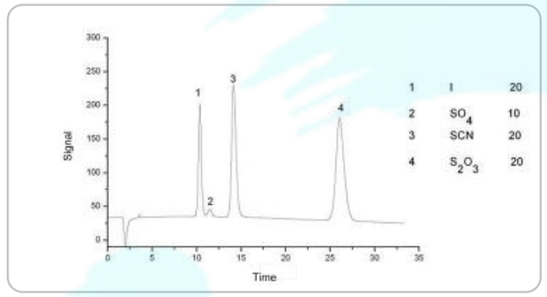

8.Construction Industry - Concrete

Concrete admixture

Detection Items:Cl-

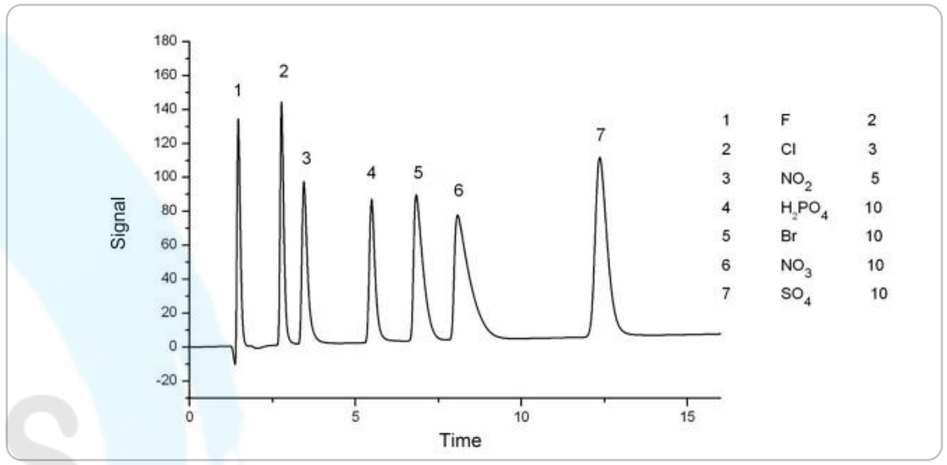

7.Public Security Criminal Investigation System - Explosives

Detection Items: Cl- ClO3- NO3- SO42- ClO

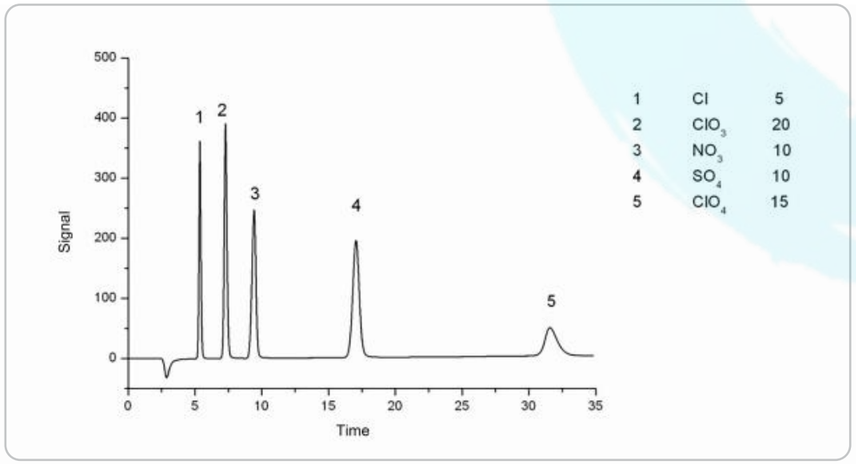

9.wheat flour

Determination of Bromate in Wheat Flour by Ion Chromatography

Detection Items:BrO3-

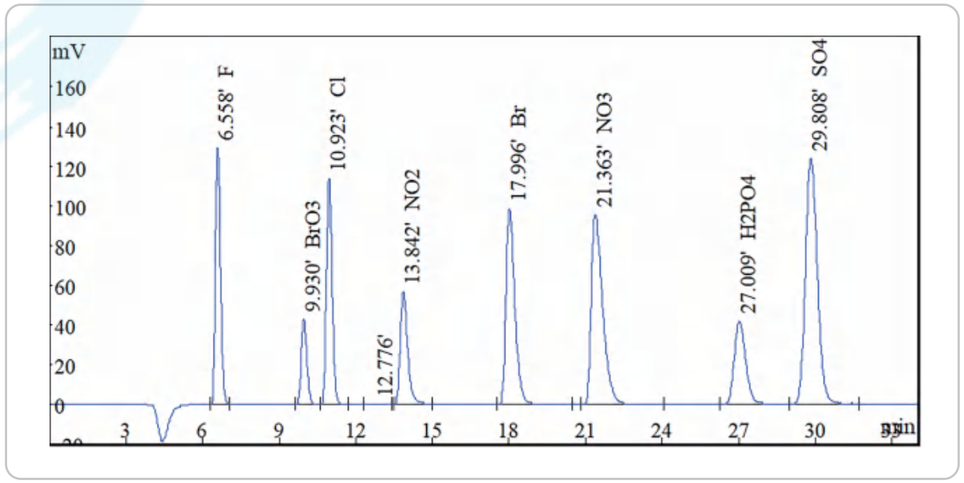

Ion Chromatograph



Description

The IC-1200 ion chromatograph is capable of carrying out suppressive or non-suppressive conductivity detection and amperometric detection. It consists of a host box, an all-PEEK dual plunger series pump, an injection valve, a guard column/separation column, a column oven with preheating function, an electrolytic self-regenerating suppressor, a conductivity detector with constant temperature device, an amperometric detector, and a multi-channel data processing and instrument control software system.

The IC-1200 ion chromatograph combines high detection sensitivity, high operational stability, and modular functionality. It can be configured with various detection modes according to customer testing needs, including direct conductivity detection, suppressed conductivity detection, amperometric detection, and conductivity-amperometric tandem detection. It is applicable to detection work in various fields such as environmental monitoring, disease control, pharmaceuticals, chemical industry, metallurgy, hydrogeology, agriculture, feed, electronics industry, power, nuclear energy research, food safety, and scientific research and teaching.

Advantage

1.Utilizing an integrated appearance and professional modular design for components, the system features a fully plastic flow path, ensuring no leaching contamination and a comprehensive flow path protection system.

2.The main unit is equipped with a 7.0-inch touchscreen and embedded with concise and reliable control software. It displays working parameters such as conductivity, current, flow rate, range, pressure, and the status of the six-way valve and the suppressor in full-screen real-time mode. The instrument allows real-time monitoring and display of suitable real-time analysis parameters and results. The main unit can provide graphical interface functions for conductivity, real-time display of continuous sampling, waveform area, and sampling period control. It enables online modification and acquisition of working parameters for various components, automatic rapid data acquisition and post-processing, and has the functionality for tracing instrument-related data and operational status, facilitating fault troubleshooting, status monitoring, and spectrum display.

3.Unique one-button rinsing feature facilitates simple operation of the instrument for the convenience of the customers.

4.Utilizing a computer interface and touchscreen synchronized control mode, this system features comprehensive system monitoring functions. It provides real-time monitoring of instrument operation status, adjustment of operating parameters, and includes a data protection memory function for user convenience.

5.Integrated exterior design, user-friendly GUI graphic navigation system, simple and intuitive operation that conforms to user habits, facilitating user mastery and utilization.

6.Automatic temperature control ensures constant temperature protection for the separation column during detection and analysis, and automatically increases the temperature to the optimal level for the separation column in low-temperature state, thereby extending its service life.

7.Excellent anti-interference capability and rich expansibility. Can be equipped with UV/VIS detector or pH, COND module, suitable for the analysis of unconventional samples, versatile in applications.

8.In order to enhance the sensitivity and stability of the instrument, and meet the diverse testing requirements of users, the entire machine adopts industrial-grade electrical components and advanced shielding technology.

9.The joints and flow paths are resistant to strong acids and alkalis, with good versatility and compatibility with organic solvents. This improves the system's pressure resistance and eliminates the risk of flow path leakage.

10.The main unit can automatically recognize the valve switching signals and initiate software-driven automatic analysis, greatly reducing the errors caused by manual operations.

11.The main unit is capable of automatic maintenance, initiating regular flow path flushing of various system components to prevent pipeline crystallization.

12.Paired with chromatographic columns of excellent selectivity and separability, this setup can detect the common nine anions (including disinfection by-products) in water, as well as enable rapid separation of the common seven anions.

13.PC data software system

*Equipped with remote control functionality for instruments, it can achieve control of the instrument via a PC and synchronize with a touchscreen at the same time.

*Using a 24-bit A/D acquisition chip to achieve high-precision acquisition and processing of data signals.

*Concise and user-friendly data manipulation mode, robust data processing and analysis capabilities, ensuring that users can accurately handle complex data through simple operations.





High Performance Liquid Chromatograph

Application

LC1100 System is a cost-effective product, and it is suitable for use in the production or manufacture which needs to strict cost control.

Advantage

1.Affordable

2.VFD display screen

3.Control mode: external/internal

4.Easy to use

5.Superior repeatability



Elitapex HPLC Workstation

Advantage

1.Simple operation and convenient use

2.Optimize the control protocol to make the communication between the workstation and the unit instrument module more smooth

3.Stable real-time feedback of the status and parameters of each unit module

Specification

Model	LC-I1100	LC-G1100
Pump	P1100x1	P1100x2
Detector	D1100x1	
Gradient Mixer	/	TD-1-15x1
Solvent Bottle Tray	ST1100x1	
Sampler Injector	Rheodyne 7725ix1	
Column	Supersil ODS2 5μm, ID4.6x200mmx1	
Workstation	Elitapex x1	
Valve Mounting Frame	VB1100x1	
System Kit	Agressl 100x1	
Power Supply	AC220V±10%, 50Hz	
Optional Accessory	500ml Solvent bottlex2, Column, Column Oven	
Optional Accessory	500ml Solvent bottlex2, Column, Column Oven	
Shipping size(W×D×H)(mm)	530x390x330x1; 610x430x310x2	530x390x330x1; 610x430x310x3
G.W. (kg)	45	60



P1100 High Pressure Constant Flow Pump



D1100 UV-Visible Detector



O1100 Column Oven

Specification

Model	P1100 High Pressure Constant Flow Pump
Flow Rate	0.001-10.000 mUmin (Step: 0.001 mL/min)
Accuracy	<+0.3%
Precision	<0.1% RSD
Max Pressure	42 MPa (6000 psi)
Power Supply	AC220V, 50Hz
Shipping size(W×D×H)(mm)	600x420x300
G.W. (kg)	17

Model	D1100 UV-Visible Detector
Linearity	1.8 AU
Wavelength Range	190~700 nm
Noise	≤±1.0x10-5 AU
Drift	≤2.0x10-4AU/h
Power Supply	AC220V, 50Hz
Shipping size(W×D×H)(mm)	600x420x300
G.W. (kg)	17

Model	O1100 Column Oven
Temperature range	Ambient+5 °C~99 °C
Accuracy	± 0.1 °C
Precision	M 0.1 °C
Power Supply	AC220V, 50Hz
Shipping size(W×D×H)(mm)	720x530x330
G.W. (kg)	12

High Performance Liquid Chromatograph

Application

LC3100 System is perfected from classical HPLC systems manufactured by our company, the high quality has widely recognized by customer.

It is suitable for users who are looking for the versatility and robustness.

The excellent features ensure the reliability results and improve working efficiency.



Advantage

1.Simple and safe

(1)Powerful software makes it simple to control, capture, manageand analyze

(2)Real-time pressure display, maximum and minimum pressurewarning ensure the security

2.Comprehensive and flexible

Isocratic system, binary gradient system, quaternary gradient system is available. Detection capabilities include DAD, UV/Vis, FL, RI and ELSD

3.Stable and reliable

Advanced USB chip and optoelectronic isolation technology ensuring stable communication

Specification

Model	LC-I3100	LC-BGH3100	LC-QGL3100	LC-QGL3100D
Pump	P3100x1	P3100x2	P3130x1 (With mixer)	P3130x1 (With mixer)
Detector	UV3100x1	UV3100x1	UV3100x1	DAD3100 512x1
Gradient Mixer	/	TD-1-15x1	/	/
Solvent Bottle Tray	TP3100x1			
Sampler Injector	Rheodyne 7725ix1			
Column	Supersil ODS2 5μm			
Workstation	W5100x1	W5100x1	W5100x1	W5100+PDA
AD Adapter	/	/	/	AD adapter + startup kit
Valve Mounting Frame	ZJ-1x1	ZJ-1x1	ZJ-4x1	ZJ-4x1
Degasser	/	/	DG3110x1	DG3110x1
System Kit	EClassical 3100x1			
Power Supply	AC220V±10%, 50Hz			
Optional Accessory	500ml Solvent bottlex2, Column, Column Oven, S3100 Auto-sampler, Degasser		500ml Solvent bottlex4, Column, Column Oven, S3100 Auto-sampler	
Shipping size(W×D×H)(mm)	630x470x410	630x470x410x3	630x470x410x2 350x220x260x1	630x470x410x2 350x210x250x1 530x390x130x1
G.W. (kg)	35	50	39	43



P3100 High-Pressure Constant Flow Pump



P3130 Low-Pressure Quaternar

Constant Flow Pump



UV3100 UV-Vis Detector

Specification

Model	P3100 High-Pressure Constant Flow Pump
Flow Range	0.001~10.000 mL/min (step 0.001 mL/min)
Accuracy	≤±0.2%
Precision	≤0.06% RSD
Pressure Range	0-45 MPa
Power	AC220V±10%, 50Hz
Shipping size(W×D×H)(mm)	620x460x400
G.W. (kg)	15

Model	P3130 Low-Pressure Quaternary Constant Flow Pump
Flow Range	0.001~10.000 mL/min (step 0.001 mL/min)
Gradient Accuracy	≤±1%
Retention Time Repeatability	≤0.1%
Maximum Working Pressure	63 MPa
Communication Methods	UDP Network Communication
Mixed Volume	750μL
Power	AC220V±10%, 50Hz
Shipping size(W×D×H)(mm)	650x460x420
G.W. (kg)	17

Model	UV3100 UV-Vis Detector
Linear	2.0 AU
Wavelength Range	190~700 nm
Noise	≤±0.5x10-5AU
Drift	≤1.0x10-4 AU/h
Cell	Analytical:Optical path 10 mm, 11 μL Semi-prep scale:Optical path 2 mm, 6 μL
Power	AC 220V±10%, 50Hz
Shipping size(W×D×H)(mm)	620x460x400
G.W. (kg)	18

High Performance Liquid Chromatograph



O3100 Column Oven



DAD3100 Diode Array Detector

Specification

Model	O3100 Column Oven
Temperature Range	Ambient+5 °C~85 °C
Accuracy	±0.3 °C
Precision	≤0.1 °C
Power	AC220 V±10%, 50Hz
Shipping size(W×D×H)(mm)	620x460x260
G.W. (kg)	15

Model	DAD3100 Diode Array Detector
Linear	≥2.0 AU
Wavelength Range	190～800 nm
Noise	≤±1.0M05 AU
Drift	≤2.0x104 AU/h
Power	AC220 V±10%, 50Hz
Shipping size(W×D×H)(mm)	620x460x400
G.W. (kg)	18

High Performance Liquid Chromatograph



Application

LC5100 system can load variety of configurations, such as manual valve and automatic sampler, detectors including UV, DAD, LIFD, RI, ELSD, and widely used in food, medicine, environmental protection and scientific research.

Advantage

1.Automatic wavelength positioning and excellent wavelength accuracy.

2.Intellectualized sequence analysis and batch processing functions bringing more convenience.

3.Enable 21 CFR Part 11 compliance

4.High integrated SPI, I2C bus and ARM micro-controller technology Poston floating design makes more stable flow.

Specification

Model	LC-I5100	LC-BGH5100	LC-QGL5100	LC-QGL5100D
Pump	P5101x1	P5102x1	P5103x1	P5103x1
Detector	D5101x1	D5101x1	D5101x1	DAD5115 512x1
System Controller	M5101x1	M5101x1	M5103x1	M5103x1
Sampler Injector	Rheodyne 7725ix1			
Column	Supersil ODS2 5μm			
Workstation	W5100x1	W5100x1	W5100x1	W5100+PDA
Valve Mounting Frame	VB5101 x1		500ml Solvent bottlex4, Column, Column Oven,	
System Kit	iChrom 5100 x1		S5101 Auto-sampler	
Power Supply	AC220V±10%, 50Hz			
Optional Accessory	500ml Solvent bottlex2, Column, Column Oven, S5101 Auto-sampler, M5102 System controller (for BK-LCGH5100)			
Shipping size(W×D×H)(mm)	730x600x380x2 730x600x340x1			
G.W. (kg)	85			

High Performance Liquid Chromatograph



P5100 Series Pumps:
P5101 high pressure pump;
P5102 high pressure binary pump;
P5103 low pressure quaternary pump



D5101 UV-VIS Detector



D5115/5116 Diode Array Detector

Specification

Model	P5100 Series Pumps: P5101 High Pressure Pump; P5102 High Pressure Binary pump; P5103 Low Pressure Quaternary Pump
Flow Range	0.001 ~10.000 mL/min (step 0.001 mL/min)
Accuracy	≤±0.2%
Precision	≤0.06% RSD
Pressure Range	0- 63 MPa
Power	AC220V±10%, 50Hz
Shipping size(W×D×H)(mm)	730x600x380
G.W. (kg)	30

Model	D5101 UV-VIS Detector
Linearity	≥2.0 AU
Wavelength Range	190～800 nm
Noise	≤±0.25x10-5AU
Drift	≤0.5x10-4AU/h
Power	AC220V±10%, 50Hz
Shipping size(W×D×H)(mm)	730x600x380
G.W. (kg)	30

Model	D5115/5116 Diode Array Detector
Lineality	≥2.0 AU
Wavelength Range	190~800 nm
Noise	≤1.0x10-5AU/h
Drift	≤2.0x10-4 AU/h
Power	AC220V±10%,50Hz
Shipping size(W×D×H)(mm)	730x600x380
G.W. (kg)	30



System Controller



O5101 Column Oven

Specification

Model	M5100 System Controller: M5100 system controller integrates data communication hub, power distribution hub, solvent tray, and on-line degassing. M5101 System controller for LC5100 M5102 System controller for LC5100 with binary on-line degassing M5103 System controller for LC5100 with quaternary on-line degassing use with P5103
On-line Degasser	2~4
Wetted Materials	PEEK, Teflon®AF
Power	AC220V±10%, 50Hz
Shipping size(W×D×H)(mm)	730x600x340
G.W. (kg)	30

Model	O5101 Column Oven
Temperature range	Ambient+5 °C~85°C
Accuracy	±0.1°C
Precision	≤0.1°C
Power	AC220 V±10%, 50Hz
Shipping size(W×D×H)(mm)	730x600x340
G.W. (kg)	30

High Performance Liquid Chromatograph

Application

LC3100 System is perfected from classical HPLC systems manufactured by our company, the high quality has widely recognized by customer.

It is suitable for users who are looking for the versatility and robustness.

The excellent features ensure the reliability results and improve working efficiency.

Advantage

1.Simple and safe

(1)Powerful software makes it simple to control, capture, manageand analyze

(2)Real-time pressure display, maximum and minimum pressurewarning ensure the security

2.Comprehensive and flexible

Isocratic system, binary gradient system, quaternary gradient system is available. Detection capabilities include DAD, UV/Vis, FL, RI and ELSD

3.Stable and reliable

Advanced USB chip and optoelectronic isolation technology ensuring stable communication



Specification

Model	LC-I3100	LC-BGH3100	LC-QGL3100	LC-QGL3100D
Pump	P3100x1	P3100x2	P3130x1 (With mixer)	P3130x1 (With mixer)
Detector	UV3100x1	UV3100x1	UV3100x1	DAD3100 512x1
Gradient Mixer	/	TD-1-15x1	/	/
Solvent Bottle Tray	TP3100x1			
Sampler Injector	Rheodyne 7725ix1			
Column	Supersil ODS2 5μm			
Workstation	W5100x1	W5100x1	W5100x1	W5100+PDA
AD Adapter	/	/	/	AD adapter + startup kit
Valve Mounting Frame	ZJ-1x1	ZJ-1x1	ZJ-4x1	ZJ-4x1
Degasser	/	/	DG3110x1	DG3110x1
System Kit	EClassical 3100x1			
Power Supply	AC220V±10%, 50Hz			
Optional Accessory	500ml Solvent bottlex2, Column, Column Oven, S3100 Auto-sampler, Degasser		500ml Solvent bottlex4, Column, Column Oven, S3100 Auto-sampler	
Shipping size(W×D×H)(mm)	630x470x410	630x470x410x3	630x470x410x2 350x220x260x1	630x470x410x2 350x210x250x1 530x390x130x1
G.W. (kg)	35	50	39	43



P3100 High-Pressure Constant Flow Pump



P3130 Low-Pressure Quaternar Constant Flow Pump



UV3100 UV-Vis Detector

Specification

Model	P3100 High-Pressure Constant Flow Pump
Flow Range	0.001~10.000 mL/min (step 0.001 mL/min)
Accuracy	≤±0.2%
Precision	≤0.06% RSD
Pressure Range	0-45 MPa
Power	AC220V±10%, 50Hz
Shipping size(W×D×H)(mm)	620x460x400
G.W. (kg)	15

Model	P3130 Low-Pressure Quaternary Constant Flow Pump
Flow Range	0.001~10.000 mL/min (step 0.001 mL/min)
Gradient Accuracy	≤±1%
Retention Time Repeatability	≤0.1%
Maximum Working Pressure	63 MPa
Communication Methods	UDP Network Communication
Mixed Volume	750μL
Power	AC220V±10%, 50Hz
Shipping size(W×D×H)(mm)	650x460x420
G.W. (kg)	17

Model	UV3100 UV-Vis Detector
Linear	2.0 AU
Wavelength Range	190~700 nm
Noise	≤±0.5x10-5AU
Drift	≤1.0x10-4 AU/h
Cell	Analytical:Optical path 10 mm, 11 μL Semi-prep scale:Optical path 2 mm, 6 μL
Power	AC 220V±10%, 50Hz
Shipping size(W×D×H)(mm)	620x460x400
G.W. (kg)	18

Acid Cleaning System



Application

The Acid Cleaning System can safely and efficiently remove inorganic elemental residues from various vessels such as Microwave digestion tubes, volumetric flask, triangular flask, etc. It effectively reduces ion background and meets the cleanliness requirements of vessels for trace inorganic element detection using ICP-MS, atomic absorption, atomic fluorescence, and other equipment. It improves experimental efficiency, reduces operational risks, and protects the laboratory environment.

Advantage

1.Environmentally friendly and pollution-free.

The used acid or water does not flow back into the original acid or water, but is stored in a waste liquid collector. It is automatically monitored for pH and automatically neutralized before being discharged when it reaches a neutral state.

Built-in EP exhaust gas absorption system can instantly absorb a large amount of exhaust gas without the need for a fume hood.

2.Save acid consumption and reduce cleaning costs.

Patented three-link dynamic acid tank, fast heating, acid vapor speed is three times that of ordinary heating tanks, acid vapor can be produced in 5 minutes, after acid vaporization, the acid tank automatically tilts to drain the acid, ensuring thorough rinsing of the acid tank with water, and no residual acid after cleaning. Only 70ml of acid is needed for one cleaning. It greatly reduces the consumption of acid, saving costs.

3.Excellent corrosion resistance.

The entire cleaning chamber is made of PFA and PTFE materials, exhibiting excellent corrosion resistance. The electronic operating system is separated from the instrument, and circuit boards are designed with corrosion-resistant coatings, enhancing system stability.



4. The system is fully automated, combining acid vapor cleaning, ultra-pure water spraying, and drying into one integrated process.

Injected sub-boiling acid steam cleaning（Figure 1）

The pure acid vapor cleans the inner wall of the vessel through the catheter, effectively reducing ion residue, and is discharged after use without reflux. Sub-boiling acid steam cleaning for 1 hour is equivalent to room temperature soaking for 12 hours

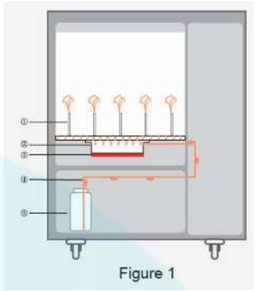

①Catehter

②Acid tank

③Heating plate

④Acid tubing

⑤Acid bottle

Figure 1

Ultra-pure water injection flushing（Figure 2）

Built-in self-priming pump for automatic addition of ultra-pure water, and automatic water storage in the pure water tank. The pure water tank has a liquid shortage reminder and automatic stop when full function. "Non-reflux" ultra-pure water flushing ensures no acid gas and acid residue in the cavity.

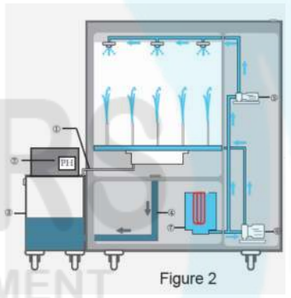

①Acid drain tubing

②pH detection

③Wastewater neutralization bucket

④Acid Spray waste tubing

⑤Small water pump

⑥Big water pump

⑦Ultra-pure bucket

Figure 2

Hot air drying（Figure 3）

The pipeline compression fan blows the hot air filtered through the HEPA filter into the vessel.

The drying temperature, drying time, and airflow rate can be adjusted.

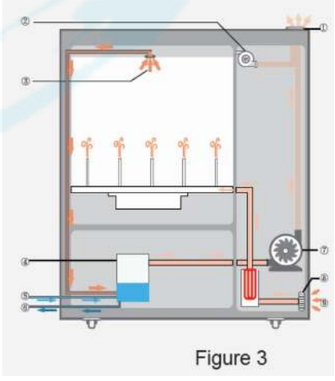

①Exhaust port

②Exhaust fan

③Air outlet

④Absorption tank

⑤Water tubing

⑥Tap water drainage tubing

⑦Internal exhaust fan

⑧HEPA filter

⑨Air inlet

Figure 3

Acid Cleaning System

CE

verification report.							
Sample	Pb[He]	As[He]	Cd[He]	Cr[He]	Mg[He]	Cu[He]	Fe[He]
	[ug/l]	[ug/l]	[ug/l]	[ug/l]	[ug/l]	[ug/l]	[ug/l]
Sample1	0.00	0.01	0.01	0.00	0.00	0.01	0.00
Sample2	0.00	0.00	0.00	0.02	0.00	0.00	0.01
Sample3	0.01	0.00	0.01	0.01	0.02	0.01	0.02
Sample4	0.00	0.01	0.01	0.00	0.00	0.01	0.01
Sample5	0.01	0.00	0.00	0.00	0.01	0.00	0.00
Sample6	0.00	0.01	0.00	0.00	0.00	0.01	0.01

Specification

Model			ASCS-3300
Capacity(L)			87L
Display			7 inch LCD touch screen
Standard Program			20
Permission management system			3 Level
Cleaning	Consumption of acid		70ml （1ml/min）
	Cleaning ≥49 units of 100mL microwave digestion tubes at once		
Drying	Drying system		Hot air injection via Sprinkler
	Drying Time Range		0 to 300mins
	Drying Temp Range		RT to 100℃
	Airflow Rate for Drying		168m³/h.
	Drying Method		Hot air injection via Sprinkler
Water inlet pipe		Quantity	2
		Length	3m (Customizable)
		Material	PTFE
Water Pump		Brand	World-renowned brand
	Flow Rate		120L/min
	Consumption		0.75kW
Structure	Material	External	304 stainless steel
		Cleaning chamber	PTFE
		Door	Double-door design, for enhanced safety.
		Caster	Four universal casters at the bottom of the instrument for easy movement
Total Consumption			1.5kW
Power Supply			220/110V,50/60Hz
External Size(W×D×H)(mm)			682x663x1624
Shipping size(W×D×H)(mm)			880x860x1880
N.W./G.W. (kg)			280/300

GMP Washer

CE



Application

Our GMP washer is designed strictly in accordance with GMP standards, which provides a traceable cleaning process and standardized cleaning solution. It made with pharmaceutical-grade materials, ensuring a safer and cleaner production process.

It is mainly used for cleaning key components, such as fermentation tanks, large balloon bottles,large glass products,filling and packaging machine parts,mixers,funnels, pallets,boxes,table-ting tools and other items for the production of medicines, diagnostics, cosmetics and food.



Advantage

1.Siemens PLC control system with full color LCD touch screen

●Built-in multiple cleaning programs and customizable programs, capable of programming process cycles according to user requirements.

●Preventive maintenance and identification and resolution of faults, equipped with a built-in service diagnostic program, capable of systematically verifying and rechecking the operation of components.

●Reserve ERP/MES communication interface (LAN cable) to connect with the SCADA system, providing free communication protocols, IP addresses, point tables, and corresponding technical support to complete the SCADA data acquisition tasks,

2.Advanced cleaning system

●Highly efficient and energy-saving circulating water pump:

-Made of AISI316L.

-Casing and impeller undergo a polished treatment to achieve a smoothness of Ra≤0.6μm, effectively eliminating residual chemical substances.

- Equipped with a variable frequency startup control to prevent any impact on vessels and appliances during the pump's startup moment.

Acid Cleaning System



Application

The Acid Cleaning System can safely and efficiently remove inorganic elemental residues from various vessels such as Microwave digestion tubes, volumetric flask, triangular flask, etc. It effectively reduces ion background and meets the cleanliness requirements of vessels for trace inorganic element detection using ICP-MS, atomic absorption, atomic fluorescence, and other equipment. It improves experimental efficiency, reduces operational risks, and protects the laboratory environment.

Advantage

1.Environmentally friendly and pollution-free.

The used acid or water does not flow back into the original acid or water, but is stored in a waste liquid collector. It is automatically monitored for pH and automatically neutralized before being discharged when it reaches a neutral state.

Built-in EP exhaust gas absorption system can instantly absorb a large amount of exhaust gas without the need for a fume hood.

2.Save acid consumption and reduce cleaning costs.

Patented three-link dynamic acid tank, fast heating, acid vapor speed is three times that of ordinary heating tanks, acid vapor can be produced in 5 minutes, after acid vaporization, the acid tank automatically tilts to drain the acid, ensuring thorough rinsing of the acid tank with water, and no residual acid after cleaning. Only 70ml of acid is needed for one cleaning. It greatly reduces the consumption of acid, saving costs.

3.Excellent corrosion resistance.

The entire cleaning chamber is made of PFA and PTFE materials, exhibiting excellent corrosion resistance. The electronic operating system is separated from the instrument, and circuit boards are designed with corrosion-resistant coatings, enhancing system stability.



4. The system is fully automated, combining acid vapor cleaning, ultra-pure water spraying, and drying into one integrated process.

Injected sub-boiling acid steam cleaning（Figure 1）

The pure acid vapor cleans the inner wall of the vessel through the catheter, effectively reducing ion residue, and is discharged after use without reflux. Sub-boiling acid steam cleaning for 1 hour is equivalent to room temperature soaking for 12 hours

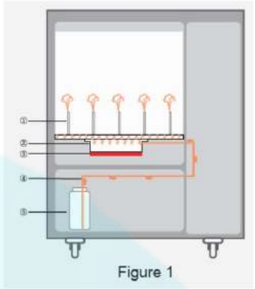

Figure 1

①Catehter

②Acid tank

③Heating plate

④Acid tubing

⑤Acid bottle

Ultra-pure water injection flushing（Figure 2）

Built-in self-priming pump for automatic addition of ultra-pure water, and automatic water storage in the pure water tank. The pure water tank has a liquid shortage reminder and automatic stop when full function. "Non-reflux" ultra-pure water flushing ensures no acid gas and acid residue in the cavity.

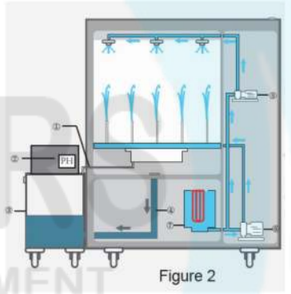

Figure 2

①Acid drain tubing

②pH detection

③Wastewater neutralization bucket

④Acid Spray waste tubing

⑤Small water pump

⑥Big water pump

⑦Ultra-pure bucket

Hot air drying（Figure 3）

The pipeline compression fan blows the hot air filtered through the HEPA filter into the vessel.

The drying temperature, drying time, and airflow rate can be adjusted.

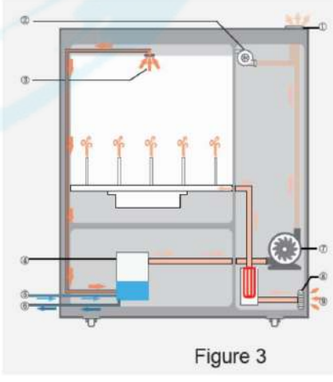

Figure 3

①Exhaust port

②Exhaust fan

③Air outlet

④Absorption tank

⑤Water tubing

⑥Tap water drainage tubing

⑦Internal exhaust fan

⑧HEPA filter

⑨Air inlet

Cleaning Rack

CE

Specification

Cleaning Rack for Glassware Washer (except for WD-60 and WD-200I)

UniversaRacks			
Model	CWIR30	CWIR36	CWIR60
Picture			
Description	To wash Max. 30ea of 250ml infusion bottles and caps; or other volumetic flasks conical asks or beakers	o wash Max.36ea of 10~250ml volumetric flasks, conical flasks or beekers(diameter within 90mm)	To wash Max.60ea of 10~250ml volumetric flasks, conical flasks or beekers(diameter within 60mm)
Model	CWIR120	CWIR222	CWIR260
Picture		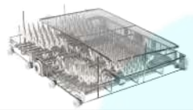	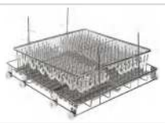
Description	To wash 120 ea of centrifuge tubes，test tubes, 50ml volumetrics flask	222position of injection tubes and adjustable trolleies. It can wash 222ea of tubes or vials and capes.	260 washable injection vials

Beaker Cleaning Rack			
Model	CWBR01	CWIR80	CWRTR20
Picture			
Description	Clean all kinds of beakers.	Clean 80 units 50ml beakers.	Clean beakers diameter less than 8mm length less than 3 meters of 20 hose.

Petri Dish Cleaning Rack		
Model	CWPDR9070L	CWPDR9070U
Picture		
Description	70 petri dishes with diameter less than 90mm (height less than 30mm) can be cleaned. This model is limited to the upper layer.	75 petri dishes with diameter less than 100mm (height less than 30mm) can be cleaned.This model is limited to lower layer.

Specification

Type	Pipette Cleaning Rack	Measuring Cylinder Cleaning Rack	Injection Cleaning Rack
Model	CWPR60	CWIR38	CWIR11218
Picture			
Description	60-position pipette cleaning rack Clean 60 550mm straws, pipettes, etc. Clean some wide-mouth containers such as beakers	To simultaneously wash mearsure cylinder 16 ea of 5~25ml,12 ea of 50~250ml,6 ea of 500ml and 4 ea of 1000~2000ml	130 Injection spray tubes and adjustable bracket, can clean 112-position chromatographic injection bottles,test tubes, etc., can clean 18-position 10-250ml volumetric flask, triangle flask. A beaker, etc

Cleaning Rack for Glassware Washer (only for WD-60)

Type	Model	Description
Injection Cleaning Rack	CWIR36B	36 position spray columns, with a spacing of 6cm, It can only be placed in one layer
	CWIR52B	52 position spray columns, with a spacing of 4.8cm, It can only be placed in one layer
	CWIR126B	126 position spray columns, cleaning test tube, liquid phase bottle, small Volumetric flask, etc.It can only be placed on one layer
	CWIR6018B	Mixed cleaning basket, which can clean 60 test tubes, liquid phase bottles, 18 beakers and Volumetric flask
Medical device cleaning rack	CWBR02B	Double layer integration, 4 cleaning baskets, cleaning medical and forensic surgical instruments, knives and scissors
Test tube cleaning rack	CWBR04B	Single layer, equipped with 4 1/4 round cleaning baskets for cleaning the clean test tubes
Petri dish cleaning rack	CWPDR9024B	Double layer integration, one layer can clean 12 Petri dish, two layers can clean 24 Petri dish

Cleaning Rack for Glassware Washer (only for WD-200I)

Type	Model	Description
Beaker cleaning rack	CWBR01A	No spray column, placed directly on the cleaning basket
Injection Cleaning Rack	CWIR20A	20 position spray columns,with a spacing of 105mm
	CWIR36A	36 position spray columns,with a spacing of 75mm
	CWIR210A	210 position injection bottle cleaning rack
Combined cleaning rack	CWIR8018A	80 injection bottle spray columns+18 Erlenmeyer flask cleaning columns
Pipette cleaning rack	CWPR56A	56 position pipette cleaning rack
Lower Petri dish cleaning rack	CWPDR9044LA	Petri dish with a diameter of 90mm, which can clean 44 pieces at a time

Customized Cleaning Racks

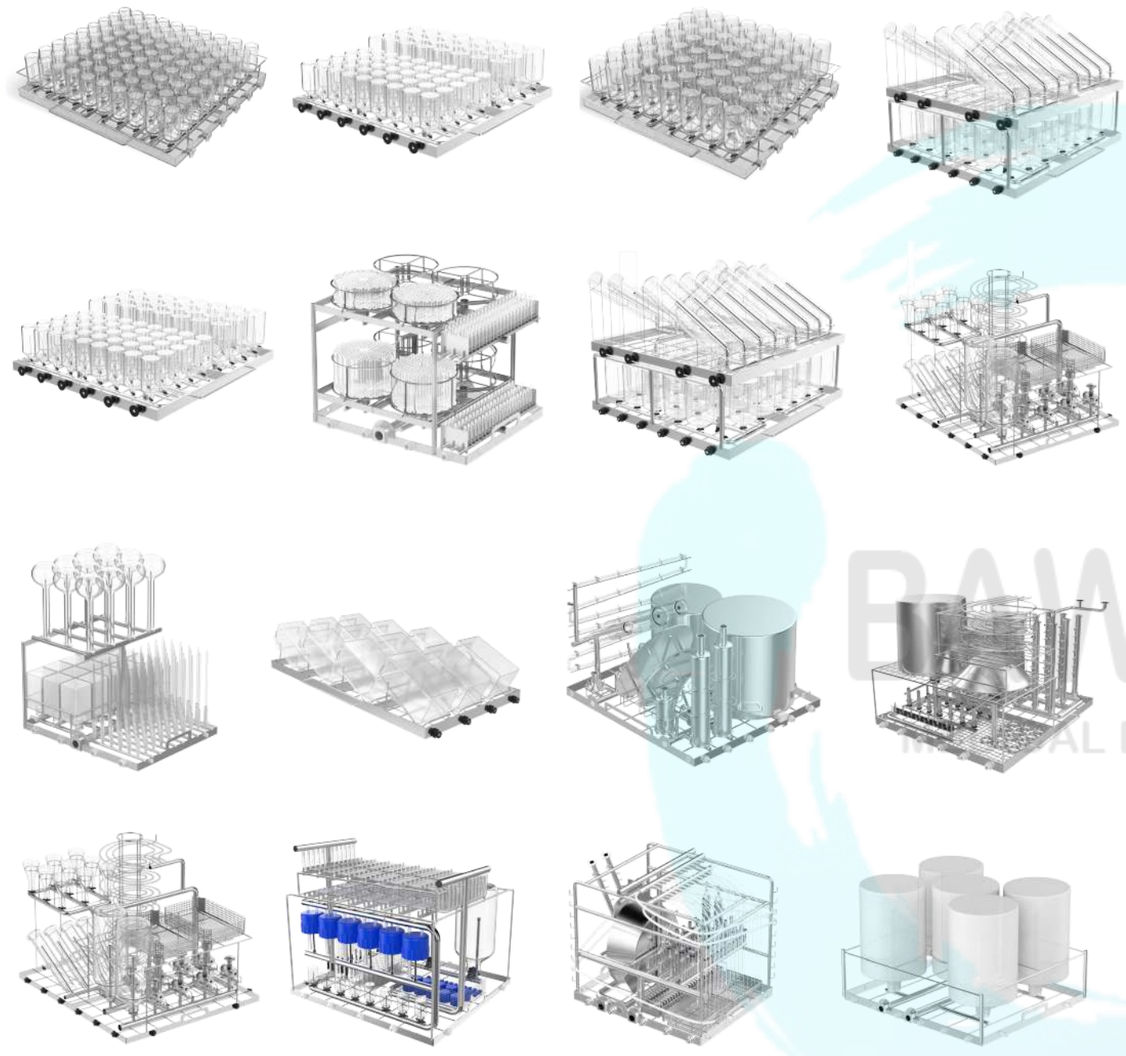

Quantity of cleaning				
Types of cleaning	External size(mm)	GMP-600(pcs)	GMP-1200(pcs)	GMP-1600(pcs)
1L Blue cap bottle	H:225 Φ:100	80	126	178
10L Blue cap bottle	H:415 Φ:230	9	16	20
20L Blue cap bottle	H:510 Φ:300	4	9	12
10L Big standing bottle	H:435 Φ:230	9	16	20
15L Big standing bottle	H:535 Φ:240	6	12	20
20L Big standing bottle	H:510 Φ:300	4	9	12

Note: Our cleaning racks can be customized according to your cleaning needs.

IVC Cleaning System



Application

The use of an experimental animal cage cleaning machine during the cleaning process ensures the reliability of your research results.

Our system cleaning ensures the cleanliness of the animal facility. The perfect hygiene conditions are achieved through a high-quality system cleaning process.The fully automatic animal cage cleaning equipment is specifically designed based on the requirements of users in the experimental animal industry. It utilizes hot water combined with acidic or alkaline cleaning agents, high pressure, and high flow rate spraying method to achieve a fully automated spraying cleaning process for cages, cage covers, metal mesh frames, and water bottles.

Advantage

1.Advanced Microcomputer control system with full color LCD touch screen

●The equipment is equipped with a PLC control system and a 10.2-inch touchscreen. The user can edit the cleaning program on the interface, such as cleaning water temperature, rinsing water temperature, cleaning time, rinsing time, and drainage time.

●Users can edit up to 24 different programs according to their needs. There are two cleaning modes available.One program combines alkaline cleaning and rinsing, while another program includes alkaline cleaning, acid neutralization, and high-temperature pure water rinsing.

2.Advanced cleaning system.

●The equipment uses softened water as the working medium. Through a high-flow circulation pump, the water inside the cleaning chamber is circulated in the cleaning pipeline and sprayed onto the cage box through the spray arm, providing a powerful rinse for the items. The equipment's rinsing process involves directly spraying clean purified water from the water tank onto the cleaned cage box, achieving a clean rinsing effect. The high-temperature purified rinse water is recycled and used as the cleaning water for the next cycle, saving resources.

Acidic cleaning and alkaline cleaning.

Cleaning way	Acidic cleaning	Alkaline cleaning
Usage	Effectively removes urine stains and lime deposits,especially suitable for cleaning animal cages and water dispensers.	Effectively remove various organic residues in rodent cages.
Material compatibility	Suitable for materials such as polystyrene (PS), polycarbonate (PC), polyetherimide (PEI), and stainless steel.	
Automatic spray cleaning	Acidic liquid, highly efficient cleaning agent without surfactants	Alkaline liquid, an efficient cleaning agent that does not contain surfactants, phosphates and oxidants. It is recommended to use an acidic cleaning agent for neutralization after alkaline cleaning to avoid alkaline residues.
Drying	Adequate rinsing will prevent limescale spots from forming on the surface after drying. Polysulfone (PS) materials must use surfactant-free cleaning agents	

GMP Washer

CE

●The multi-channel chemical cleaning peristaltic pump can automatically distribute cleaning agents into the chambers according to programmed requirements. It is equipped with a low liquid level sensor to monitor for any liquid shortage.

●The cleaning basket rack is supplied with water using a single or dual water supply method. After each cycle, the water in the drainage pipeline is discharged.

●The circulation pipeline is equipped with a pressure monitoring system, and the screen displays the real-time water pressure of the cleaning spray. When the cleaning water pressure is abnormal, the operation of the circulation pump is temporarily paused.

●The spray arm speed sensor monitors the real-time rotation status of the spray arm. When the spray arm rotation is abnormal, the operation of the circulation pump is temporarily paused.

●The inner tank of the water tank is equipped with low liquid level and high liquid level alarm devices to ensure the supply of cleaning water.

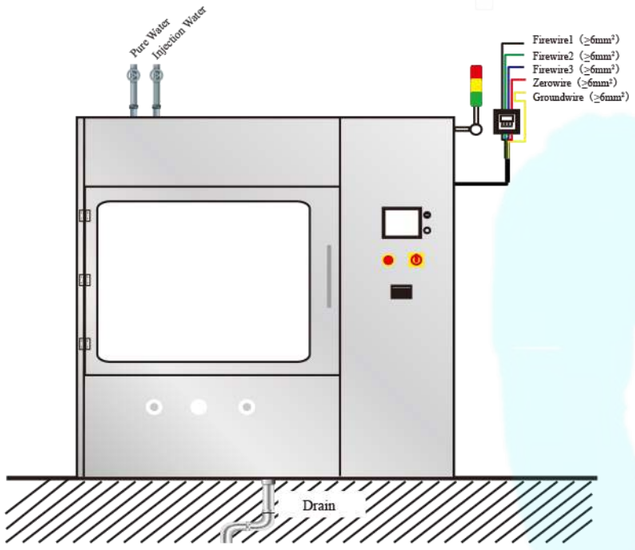

3.Advanced drying system ensures thorough drying.

●Compressed air drying system, where dry air is injected into the vessel's interior through an injection-type cleaning basket rack.

●Equipped with AAF H14 air inlet HEPA filter.

4.Safety protection system, fully ensuring the safety of operators.

●The door's sealing is achieved through compression, and the sealing effect can be ensured by monitoring the door's sealing gasket in real-time. This real-time monitoring can improve the sealing effectiveness of the door, preventing the leakage or entry of gases, liquids, dust, and other substances.

●Water overheating protection, hot air heating overheating protection, water pump overheating protection, fan overheating protection, etc.

●Coarse filtration system, water tank filtration system, circulation pump, drainage pump pipeline filtration protection, etc.

●Audible and visual alarm: Operation status indicator lights, located on the top of the machine, display the machine's operating status in real-time through green, yellow, and red colors. Alarms should be issued for equipment abnormalities and deviations. Automatic sound alarms can be implemented. Alarm information, including alarm codes, alarm time, and alarm release time, can be displayed on the screen.





Specification

Model		GMP-600	GMP-1200	GMP-1600
Capacity(L)		688	1210	1690
Control system		Siemens S7-1200		
Display		7 inch LCD Touch screen		
Standard Program		20		
Permission management system		Four level		
Storage		USB port		
Printer		Build in Printer		
Cleaning System	Cleaning Temp Range	RT to 93℃		
	Cleaning method	Spray cleaning		
	Cleaning Agent Addition Channel	Double channel		
	Cleaning Agent Storage Capacity	5L*2units		
	Advanced Function	Audit tracking		
		Spray arm speed sensor,		
		Pipeline pressure monitoring		
		Circulating pump variable frequency startup		
Drying System	Drying Mode	Hot air injection via sprinkler by compressor fan		
	Drying Time Range	15 to 30 mins		
	Drying Temp Range	RT to 120℃		
	Air volume	270M3/H	345M3/H	420M3/H
Water inlet pipe	Quantity	2 units		
	Material	304 stainless steel		
Water Pump	Brand	World-renowned brand		
	Flow Rate	≥1000L/min		
Structure	Material	AISI316L stainless steel		
	Door	Double-layered, hollow-tempered glass side-opening door with a stainless steel frame		
Power Supply		380V,50/60Hz		
Consumption		22kW	26kW	
Internal Size(W×D×H)(mm)		830x830x1000	1100x1100x1000	1300x1300x1000
External Size(W×D×H)(mm)		1540x950x1990	1825x1220x1990	2050x1420x1990
Shipping Size(W×D×H)(mm)		1700x1250x2240	2100x1550x2240	2350x1700x2240
N.W./G.W. (kg)		650/730	800/900	950/1070

BAWELS
MEDICAL EQUIPMENT

GMP Washer

IVC Cleaning System

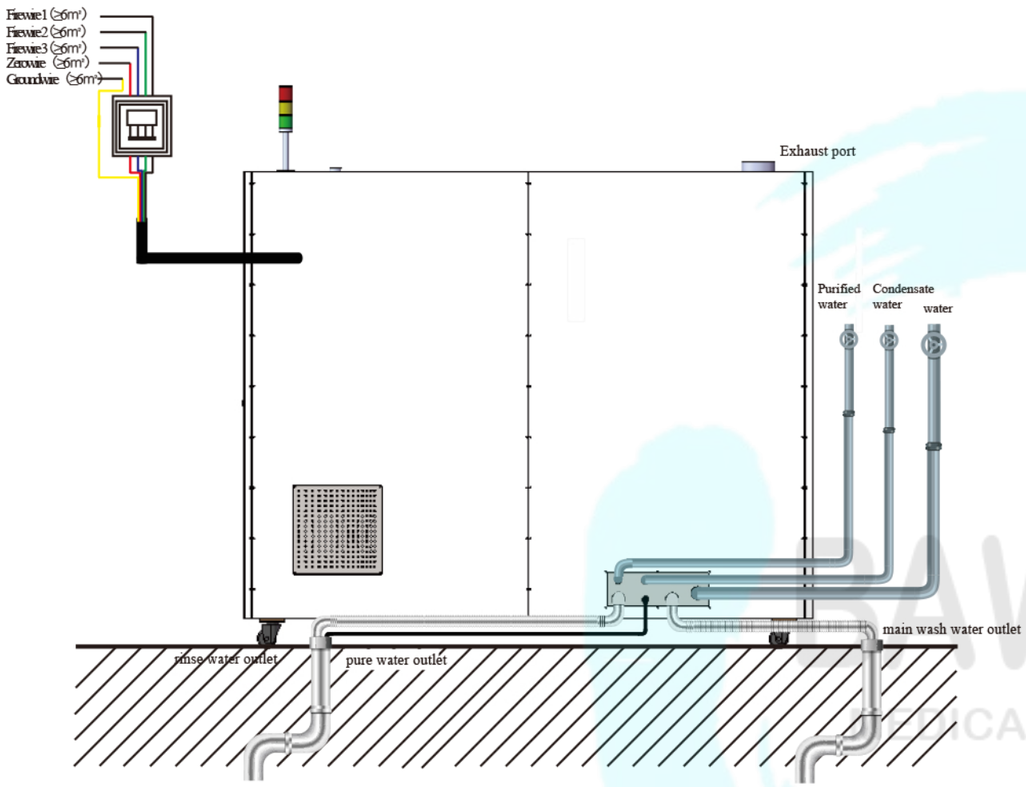

Advantage

3.Advanced Flushing system

●An independent rinse water pump with a rated flow rate of 45L/min is capable of providing spray rinsing at a head of 17 meters. The power consumption is ≤0.3kw. It is equipped with an independent temperature-controlled water tank, as well as separate spray piping and spray water pump. The pump does not participate in the cleaning process, ensuring the absolute cleanliness of the spray water.

●The rated flow rate of the cleaning circulation pump is 500L/min at a head of 13 meters. The power consumption is ≤1.5kw. The pump head is made of 316 stainless steel for spray cleaning. It is equipped with a soft start frequency conversion function to reduce the damage to the equipment caused by excessive spray pressure during pump startup.

●Cage box placement method: The cage boxes inside the cleaning chamber can be tilted and placed horizontally freely. The cleaning rack can be adaptively adjusted to simultaneously accommodate various types of cages, such as those for mice, guinea pigs, and rabbits.

4.Safety System

●Door lock device: The door cannot be cleaned when it is in the open position.

●Emergency braking device: The control panel is equipped with an emergency braking device.

●Power failure protection device: Automatically shuts off the water and steam pipelines in the event of a power failure.

●Abnormal situation alarm: Audible and visual alarm.

Specification

Model		IVC-100
Capacity(L)		1200L
Display		10.2 inch LCD touch screen
Standard Program		24
Cleaning System	Cleaning method	Spray cleaning
	Main washing temperature	≥55℃ (Adjustable)
	Rinse temperature	≥ 82℃ (Adjustable)
	Lotion pump	1100ml/min
	Cleaning spout	≥44 units
	Rinse spout	≥86units
	Cleaning layers	2 Layers
	Maximum cleaning height	340mm/layer
	Washable cages	28 units
Water inlet pipe	Quantity	1
	Length	2m
	Material	Food grade silicone tube
Water outlet pipe	Quantity	1
	Length	2m
	Material	PE
Water Pump	Brand	World-renowned brand
	Flow Rate	500L/min
	Consumption	1.5 kW
Structure Material	External	304 stainless steel
	Cleaning chamber	304 stainless steel
	Door	Single door
	Caster	four universal casters at the bottom of the instrument for easy movement
Total Consumption		20Kw
Power Supply		380V,50/60Hz
External Size(W×D×H)(mm)		2050x850x1950
Shipping size(W×D×H)(mm)		2200x1030x2170mm
N.W./G.W. (kg)		850/900

BAWERS MEDICAL EQUIPMENT

IVC Cleaning System

Bottle Filling System



Application

The bottle filling system for drinking water is suitable for automatic filling of experimental animal water bottles. The bottle rack is pushed in for automatic water dispensing, making it convenient and efficient.

Advantage

1.PLC control system with a 4.3-inch full-color touchscreen for display and control.

2.Equipped with an emergency stop switch and control switch for easy control of the equipment.

3.High level of automation, with automatic sensing for bottle rack insertion and automatic filling. The filling volume can be adjusted within the program.

4.Automatic disinfection of pipelines.

Specification

Model		IVC-BF700
Capacity(L)		500ml*36
Control system		PLC
Display		4.3 inch LCD touch screen
Bottle filling		36 units
Water pressure		0.2-0.3MPa
Water inlet pipe	Quantity	1
	Length	2m
	Material	Food grade silicone tube
Water outlet pipe	Quantity	1
	Length	2m
	Material	PE
Structure Material	External	304 stainless steel
	Internal	304 stainless steel
	Caster	four universal casters at the bottom of the instrument for easy movement
Total Consumption		300W
Power Supply		380V,50/60Hz
External Size(W×D×H)(mm)		900x800x915
Shipping size(W×D×H)(mm)		1050x970x1160
N.W./G.W. (kg)		70/90

Padding Addition System



Application

The padding addition system can automatically and quantitatively distribute a large amount of animal bedding material into animal cages in the research animal facility.

Advantage

1.Automatic sensing of material dropping, fully automatic operation from feeding, material dropping, quantification, and dust removal, without the need for manual intervention.

2.Negative pressure high-efficiency H13 filters are used for dust removal, preventing dust from being discharged into the laboratory.

3.Padding lower limit sensor, automatically alarms when the padding reaches the lower limit.

4.The vacuum pressure fan automatically lifts the padding, with a lifting speed of 50L/min.

Specification

Model		IVC-PA800
Upper Storage Capacity.		0.035m³
Lower Storage Capacity.		0.2m³
Control system		PLC
Display		4.3 inch LCD touch screen
Lifting Speed		50L/min
Filter		HEPA Filter *2
Filling Height.		385mm
Work Surface Height		810mm
Structure Material	External	304 stainless steel
	Internal	304 stainless steel
	Caster	Four universal casters at the bottom of the instrument for easy movement
Total Consumption		500W
Power Supply		220V,50/60Hz
External Size(W×D×H)(mm)		1120x781x1975
Shipping size(W×D×H)(mm)		1300x950x2190
N.W./G.W. (kg)		180/230

Water Bottle Cleaning System



Application:

The equipment uses softened water as the working medium and circulates the water in the cleaning chamber through a high-flow circulation pump, evenly spraying it onto the items to be cleaned in the cleaning pipeline. At the same time, it can automatically add cleaning solution. The rinsing process of the equipment involves directly spraying clean flowing water from the water tank onto the cleaned water bottles.

Advantage

1. The water bottle cleaning system adopts a hot water, high pressure, and high flow spray method to achieve a fully automated spray cleaning process for water bottles.

2.There are two types of door designs: lift-off (single-layer cleaning) and swing-open (double-layer cleaning). The system is equipped with a rinsing water tank and a heat exchanger to reduce the heating time of the cleaning water.

3.The final rinse water of each cycle can be used for the next cleaning step, thanks to the cleaning water recycling and heat recovery system.

Specification

Model		IVC-WBC500
Capacity(L)		500mlx36
Control system		PLC
Display		4.3 inch LCD touch screen
Standard Program		5
Cleaning System	Cleaning method	Spray cleaning
	Main washing temperature	≥55℃ (Adjustable)
	Rinse temperature	≥ 82℃ (Adjustable)
	Washable bottles	36 units
Water inlet pipe	Quantity	1
	Length	2m
	Material	Food grade silicone tube
Water outlet pipe	Quantity	1
	Length	2m
	Material	PE
Water Pump	Brand	Renowned European brand
	Flow Rate	500L/min
	Consumption	0.75 kW
Structure Material	External	304 stainless steel
	Internal	304 stainless steel
	Door	Single door
	Caster	four universal casters at the bottom of the instrument for easy movement
Total Consumption		16kW
Power Supply		380V,50/60Hz
External Size(W×D×H)(mm)		755x650x1460
Shipping size(W×D×H)(mm)		900x1030x1640
N.W./G.W. (kg)		130/150

Padding Collection System



Application:

The padding collection system is a device developed by our company based on the current situation of dumping cage bedding in animal laboratories. It aims to protect operators and prevent the release of odors or bedding foam during the dumping process. This machine is equipped with a HEPA filter and a negative pressure blower, which suction the bedding into a storage tank.

Advantage

1. Full negative pressure HEPA filtered exhaust, effectively capturing bedding foam and odors, ensuring personnel safety.

2.The bottom of the equipment is equipped with a movable 80L large capacity waste bin.

3.It is equipped with large glass windows on both sides and lighting on the top.

4.PLC control system with real-time display of air volume.

Specification

Model		IVC-PC600
Capacity(L)		80L
Control system		PLC
Display		4.3 inch LCD touch screen
Filter		HEPA Filter x2
Work Surface Height		946mm
Structure Material	External	304 stainless steel
	Internal	304 stainless steel
	Caster	four universal casters at the bottom of the instrument for easy movement
Total Consumption		500W
Power Supply		220V,50/60Hz
External Size(W×D×H)(mm)		1000x710x1770
Shipping size(W×D×H)(mm)		1100x820x1960
N.W./G.W. (kg)		70/90

BAWERS MEDICAL EQUIPMENT

Top Speed Bioiogical Indicator Series Products

High speed biological indicator for low temperature Steam formaldehyde sterilization (0.5h)

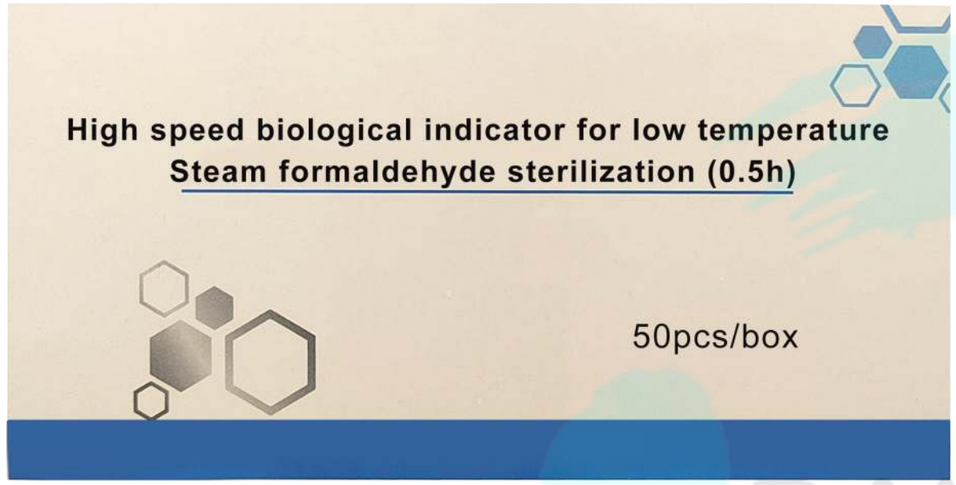

Advantage

This product is made up of Bacillus thermophilus spore (ATCC7953) as indicator bacteria and consists of bacteria tablets, recovery medium (loaded in ampoules) and plastic shell. By detecting the activity of A-glucosidase, the survival condition of Bacillus adipose thermophilus spores was reflected, so as to determine whether the low temperature steam formaldehyde sterilization was qualified. The biometric monitoring results of the sterilization process can be read within 0.5 hours when the biometric indicator is used together with the corresponding biometric reader.

Method of use

1. According to the requirements, put the product into the standard test kit or the paper plastic bag to be sterilized, place it in the most difficult position in the low-temperature steam formaldehyde sterilizer, load it normally, and run the sterilization procedure.

2. After sterilization, take out the biological indicators in the packaging bag. After it was confirmed that the color of the chemical indicator on the label of the biological indicator changed from red to yellow, the indicator cap was left to cool to room temperature, the indicator cap was pressed down to close the side air holes of the lid, the plastic tube of the indicator was squeezed with the special card slot on the reader to break the ampoule inside the plastic tube, and the bacteria sheets were fully in contact with the medium, inserted into the ultra-fast reader and closed the reader cap for culture, etc

Wait for the reader to send the result signal corresponding to the culture hole.

3. Another unsterilized biological indicator with the same batch number was extruded according to the previous method to break the ampoule and cultured under the same conditions as the positive control.

4. For the biological indicators for culture detection, the media ampoule was placed into the reader for culture within 2 minutes after breaking.

5. The detection time of this product in the speed reader is 0.5h.

Result determination

Composite: For sterilized indicators, fluorescent negative (or -)

Nonconforming: Fluorescent positive (or +) for sterilized indicators

The above two results are only valid if the positive control has a positive fluorescence result.

Top Speed Bioiogical Indicator Series Products

Peracetic acid low temperature sterilization Bioindicators (0.5h)

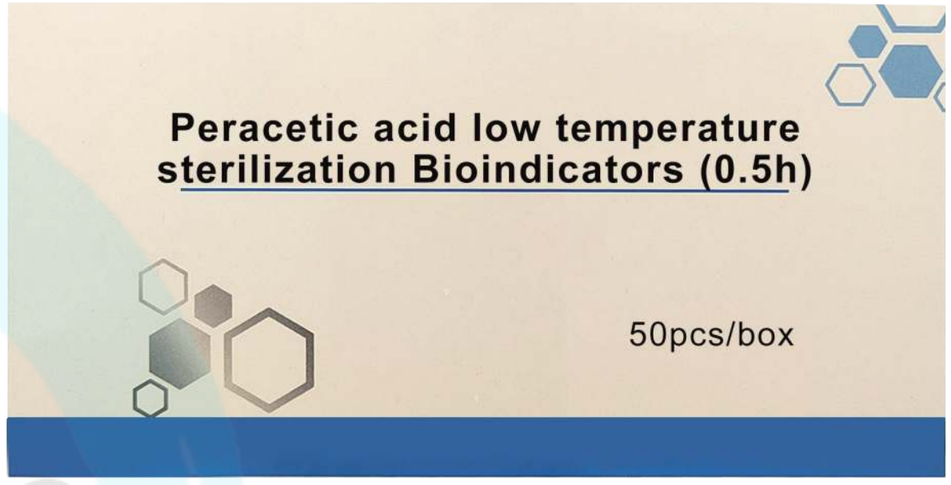

Advantage

This product is made up of Bacillus thermophilus spore (ATCC7953) as indicator bacteria and consists of bacteria tablets, recovery medium (loaded in ampoules) and plastic shell. By detecting the activity of A-glucosidase, the survival condition of Bacillus adipose thermophilus spores was reflected, so as to determine whether peracetic acid low temperature sterilization was qualified. The biometric indicator can be used in conjunction with the corresponding biometric reader to read the biological monitoring results of the sterilization process within 0.5 hours.

Method of use

1. Put the product into the peracetic acid low-temperature sterilization bag according to the requirements, place the bag in the most difficult sterilization position in the sterilizer, and run the sterilization procedure.

2. After sterilization, take out the biological indicators in the packaging bag. After it was confirmed that the color of the chemical indicator on the label changed from blue to red, the biological indicator was cooled to room temperature, the indicator cap was pressed down to close the side air holes of the cap, the plastic tube of the indicator was squeezed with the special slot on the reader to break the ampoule inside the plastic tube, and the bacteria slices were confirmed to be in full contact with the medium and inserted into the speed reader for culture.

3. At the same time, another unsterilized biological indicator with the same batch number was extruded according to the previous method to break the ampoule, and cultured under the same conditions as the positive control.

4. For the biological indicators for culture detection, the media ampoule was placed into the reader for culture within 2 minutes after breaking.

5. The detection time of this product in the speed reader is 0.5 hours. If the color change of the recovery medium needs to be observed, it needs to be cultured in the incubator for 24 hours.

Result determination

Composite: For sterilized indicators, fluorescent negative (green or -)

Nonconforming: Fluorescent positive (red light or +) for sterilized indicators

The above two results are only valid if the positive control has a positive fluorescence result.

Pre-vacuum pressure Steam Sterilizer Consumables

BD test standard test package

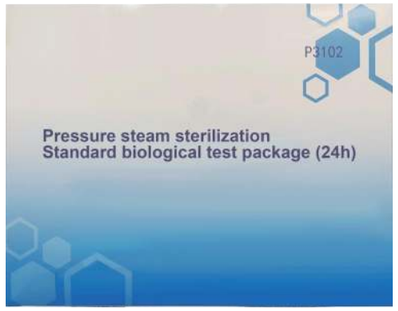

Advantage

The indication label on the outside of the test kit is also printed with steam sensitive indication ink. After the steam is extinguished, the yellow ink turns to black, indicating that the test kit has been used. Test for testing the air exclusion effect of a pre-vacuum pressure steam sterilizer.

Sterilization Chemical instruction card (crawling type)

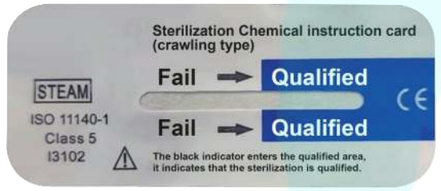

Advantage

This product is specially designed for pressure steam sterilization chemical indicator card, long structure, indicator card surface with chemical indicator chemical change, accompanied by a color change, from light yellow to brown or black. The depth of its color is closely related to the humidity, temperature and duration of the steam. If the indicator card color does not change or the color is lighter than the standard color, the surface has not reached the specified sterilization temperature and time.

Chemical indictor label



Advantage

This product is a special chemical indication label for pressure steam sterilization. The special chemical indicator color block printed on the surface of the label, under the action of moisture and heat of saturated steam, the indicator color block has a chemical reaction and produces a color change, so as to judge whether the indicated item is pure

Sterilized treatment. It is suitable for the monitoring of pressure steam sterilization process under saturated steam conditions of 121℃/20min, 134 ℃/4min and 132℃/4min.

Pre-vacuum pressure Steam Sterilizer Consumables

Method of use

Attach the chemical indication label to the surface of the package to be sterilized. After sterilization, remove the package and observe the indicator label: if the color of the chemical indicator block of the indicator label is from yellow to a contrasting color or darker than the contrasting color, it indicates that the sterilization package has been sterilized.

Medical bag



Advantage

This product is completely made of safe polypropylene fiber, which is a disposable medical products final sterilization packaging material formed by one layer of antibacterial layer and two layers of anti-stretch layer. It has the characteristics of anti-bacteria, anti-static, anti-tension, etc., suitable for packaging medical supplies sterilization, can be used for packaging medical equipment for pressure steam sterilization, ethylene oxide sterilization, low temperature formaldehyde or hydrogen peroxide low temperature plasma sterilization.

Method of use

Put the sterilized items into the roll bag, the length of the sterilized items should be suitable for the sterilization bag sealing, otherwise the sterilization bag may burst; Abnormity and sharp objects should be placed correctly to ensure safety; Seal the mouth of the sterilization bag with sealing equipment, indicating the sterilization time, use and other information; Items are properly placed in the sterilizer to sterilize. When using the instrument, open the sterilizing bag and remove the items in the direction indicated by stripping.

Medical sterilization packaging non-woven fabric



Advantage

It is suitable for sterilization of packaged medical devices by pressure steam, ethylene oxide, hydrogen peroxide low temperature plasma and low temperature steam formaldehyde.

Method of use

The sterilized items are divided into 2 layers by the closed packaging method (repeated folding can form a long curved path to prevent microorganisms from "easily" entering the sterilization package), and then the interface can be pasted with an indication label or packaging tape.

Low Temperature Steam Formaldehyde Sterilizer

Chemical indicator card

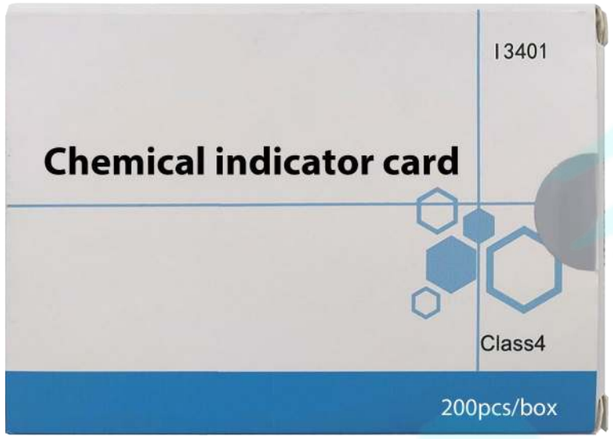

Advantage

This product is a special chemical indicator card for low temperature steam formaldehyde sterilization. The special chemical indicator color block printed on the surface of the indicator card is used to conduct biochemical reactions under the conditions of 2% formaldehyde content, 60℃ temperature and 30min action time and 2% formaldehyde content, 78℃ temperature and 10min action time during low temperature steam formaldehyde sterilization

Produce a color change.

Method of use

Place the chemical indicator card in the center of the package to be sterilized. After sterilization, open the package and take out the indicator card for observation: if the color of the chemical indicator block of the indicator card reaches or is lighter than the contrast color, it indicates that the sterilization package center has been completely sterilized; If the color of the indicated color block does not change or the color is darker than the contrast color, it indicates that the specified sterilization conditions have not been met. The color change reaction of the indicator block is irreversible, and the indicator card after the reaction can be stored as a record at room temperature

Biological indicator

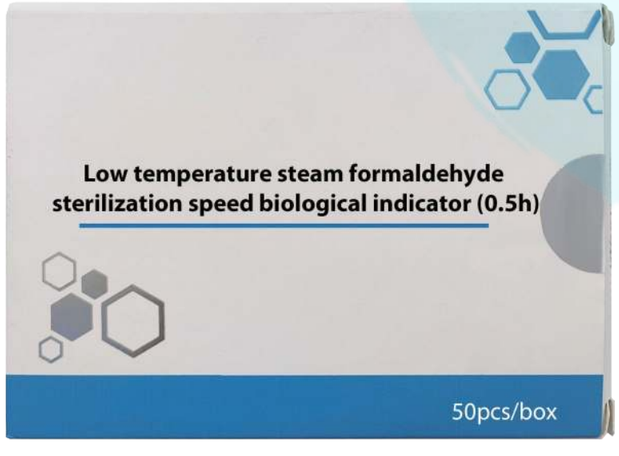

Low Temperature Steam Formaldehyde Sterilizer

Method of use

1. Put the biological indicator into the low-temperature steam formaldehyde sterilization bag and seal it, place the bag in the most difficult sterilization position in the sterilizer, and run the sterilization procedure.

2. After sterilization, take out the biological indicators in the packaging bag. After confirming that the color of the chemical indicator on the label on the biological indicator changed from red to yellow, the biological indicator was cooled to room temperature, and the ampoule inside the biological indicator was broken with a clamp so that the bacteria pieces were fully in contact with the medium.

3. Culture in an incubator at 56℃-58℃. At the same time, another batch of unsterilized biological indicator with the same batch number was broken in ampoules and cultured under the same conditions as positive control.

4. After 24 hours of culture, observe the color of the medium to confirm the sterilization effect. Remove the label from the biometric indicator bottle and store it as a record.

Qualification criteria: After 24 hours of culture, the color of the medium remains blue and purple.

Chemical indicating tape



Advantage

This product is a special chemical indicating tape for low temperature steam formaldehyde sterilization. The special chemical indicator color block printed on the surface of the indicator label can produce biochemical reactions and color changes under the conditions of 2% formaldehyde content, 60℃ temperature and 30min action time and 2% formaldehyde content, 78℃ temperature and 10min action time during steam formaldehyde sterilization at low temperature.

Method of use

Cut off the appropriate length of chemical indicator tape and apply to the surface of the package to be sterilized. After sterilization, remove the package and observe the indicator tape: if the chemical indicator color block of the indicator tape changes from red to green, it indicates that the sterilized package has been sterilized; If the color of the indicated color block does not change or the discoloration is not obvious, it indicates that the package has not been sterilized or has not met the specified sterilization conditions. The color change reaction of the indicator block is irreversible, and the indicator tape after the reaction can be stored as a record at room temperature.

Point of note

1. This product can not be used as a determination of sterilization effect, only indicates whether the item has been sterilized.

2. Do not contact with acidic, alkaline and oxidizing substances, moisture-proof (relative humidity is less than 60%).

3. Avoid light (ultraviolet lamps, fluorescent lamps and sunlight), and store in a dry and ventilated place. Store in light and cool place (below 25℃).

Low Temperature Steam Formaldehyde Sterilizer

Medical bag



Advantage

This product is a special packing bag for low temperature steam formaldehyde sterilization. The packaging bag is made of medical dialysis paper and high temperature film. Special chemical indicator color blocks are printed on the surface of the medical dialysis paper of the packaging bag. When sterilized by steam formaldehyde at low temperature, the biochemical reaction and color change are produced under the conditions of 2% formaldehyde content, 60℃, action time 30min and 2% formaldehyde content, 78℃, action time 10min. According to the color change, distinguish whether the item has been sterilized.

Method of use

According to the volume of the items to be sterilized, cut out the appropriate length of the packaging bag, put into the sterilized items, and then seal the two ends of the sealing machine (sealing temperature is 180'C-200'C), put the packaging bag into the sterilizer for sterilization. After sterilization, take out the packaging bag and observe the discoloration of the chemical indicator color block on the surface of the medical dialysis paper. If the color of the indicator color block changes (from red to yellow after sterilization by low temperature steam formaldehyde), it indicates that the packaging bag has been sterilized by low temperature steam formaldehyde.

Point of note

1. The minimum package length used must contain at least one color-changing block.

2. If the seal is not good or damaged after sterilization, sterilized items should not be used.

3. Do not contact with acidic, alkaline and chlorinated substances, moisture-proof (relative humidity is less than 60%).

4. Avoid light (ultraviolet lamps, fluorescent lamps and sunlight), sealed in a dry and ventilated place. 5. One-time use, do not reuse.

Chemical indicator label

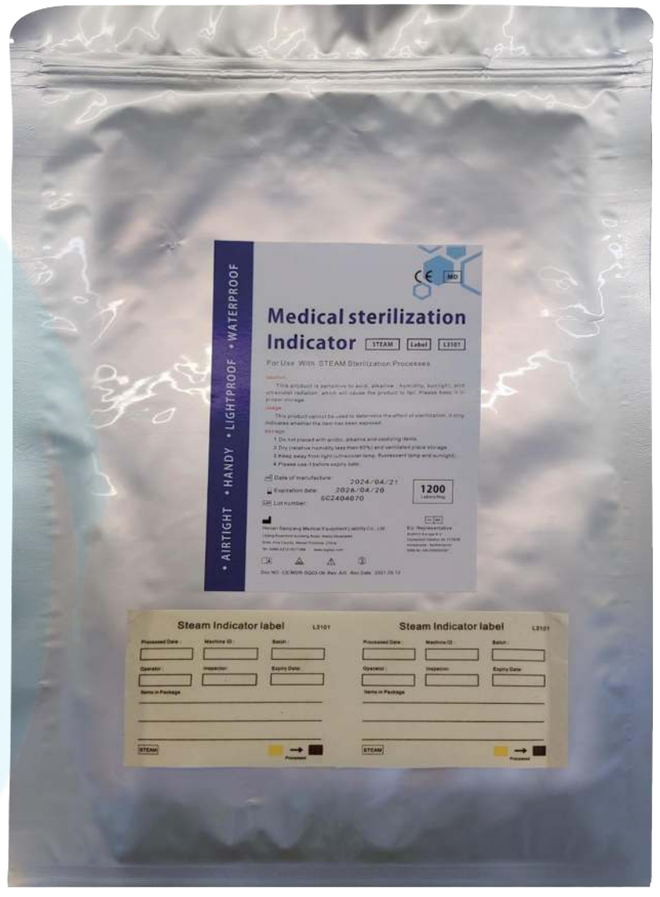

Advantage

This product is a special chemical indication label for low temperature steam formaldehyde sterilization. The special chemical indicator color block printed on the surface of the indicator label will produce biochemical reactions and color changes when the formaldehyde content is 2%, the temperature is 60℃, the action time is 30min, and the formaldehyde content is 2%, the temperature is 78℃, the action time is 10min.

Method of use

Attach the chemical indicator label to the surface of the package to be sterilized. After sterilization, remove the package and observe the indicator label: If the chemical indicator color block of the indicator label changes from red to a contrasting color (yellow) or lighter than the contrast color, it indicates that the sterilized package has been sterilized; If the color of the indicated color block does not change or the color is darker than the contrast color (yellow), it indicates that the package has not been sterilized or has not met the specified conditions for sterilization. The color change reaction of the indicator block is irreversible, and the indicator label after the reaction can be stored as a record at room temperature

Low Temperature Steam Formaldehyde Sterilizer

Hydrogen Peroxide Low Temperature Plasma Sterilizer Consumables

Microbicide(H2O2)



Advantage

This product uses hydrogen peroxide as the main component of sterilization solution, hydrogen peroxide content is 60%±3%, can kill bacterial spores.

Point of note

1. The sterilizer in the liquid storage tank must be cleaned and replaced regularly.

2. Should be stored in a well-ventilated, dry and cool environment.

3. If the sterilizer comes into contact with eyes and skin, rinse immediately with plenty of water. If the symptoms are serious, seek medical attention.

4. The sterilizer and other consumables need to be stored separately to prevent the possible impact of the sterilizer on other consumables.

Biological indicator

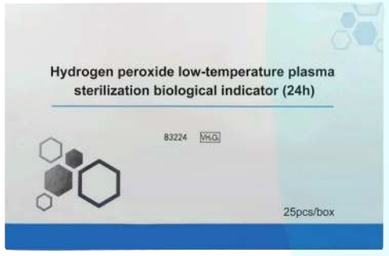

Advantage

This product uses the thermophilic fatty Bacillus (ATCC7953) as the indicator bacteria, according to the color change after culture to judge the hydrogen peroxide low temperature plasma sterilization is qualified.

Application

It is used to monitor the sterilization effect of low temperature plasma hydrogen peroxide sterilizer.

Medical bag



Advantage

Use when sterilized articles are sterilized by sterilizer.

Method of use

Put the sterilized items into the roll bag, the length of the sterilized items should be suitable for the sterilization bag sealing, otherwise the sterilization bag may burst; Abnormity and sharp objects should be placed correctly to ensure safety; Seal the mouth of the sterilization bag with sealing equipment, indicating the sterilization time, use and other information; Items are properly placed in the sterilizer to sterilize. When using the instrument, open the sterilizing bag and remove the items in the direction indicated by stripping.

Chemical indictor label



Advantage

This product is a special chemical indication label for hydrogen peroxide low temperature plasma sterilization. A special chemical indicator printed on the surface of the indicator card, under the action of plasma vaporization, the indicator chemical reaction and color change, in order to determine whether the indicated item has been sterilized.

Chemical indicator card



BAWERS
MEDICAL EQUIPMENT

Hydrogen Peroxide Low Temperature Plasma Sterilizer Consumables

Advantage

Instructions for low temperature plasma sterilization processes. Quickly and intuitively reflect whether the sterilized item has been sterilized. After use, it can be used as a sterilization record for preservation.

Method of use

1. Place the indicator card and the sterilized object in the packing bag.

2.try to avoid the device completely covered on the card.

3.After sterilization, observe the indicator card and compare the indicator color on the card to judge the sterilization situation.

Method of use

1.Away from acids, alkalis and oxidizing substances exist in the environment.

2. Avoid light and store in a cool place (below 25℃).

3. Take out the required number of roots and tighten the lid.

Chemical indicating tape



Advantage

The indicating ink on the tape changes color after disinfection and sterilization, and determines whether the item has been sterilized, and intuitively and conveniently reflects the sterilization status of the item.

Method of use

Cut off an appropriate length of indicator tape and paste it on the seal or surface of the item to be sterilized, and then place it in the sterilizer. After sterilization, the twill on the indicator tape indicates the color change of the mark, which can determine that the sterilization package has been sterilized.

Hydrogen Peroxide Low Temperature Plasma Sterilizer Consumables

Seal test card

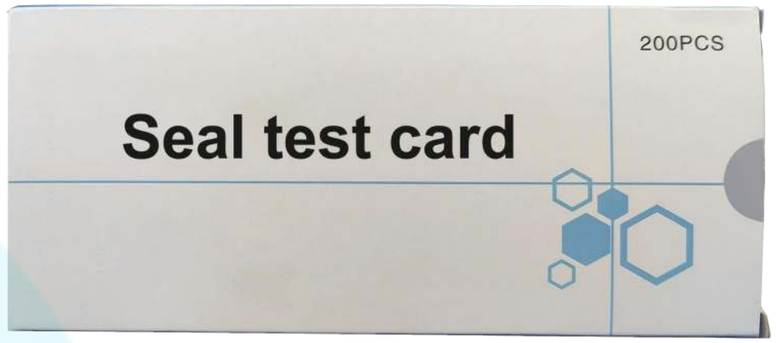

Advantage

Suitable for low temperature paper plastic bag packaging for continuous sealing machine.

Method of use

Take out the test card, check whether it is complete, make sure that there is no wrinkles and no pollution. After filling in the information parameters on the test card one by one, place the test card between the transparent surface of the paper bag and the paper surface into the sealing machine for sealing test. The black side is in contact with the plastic surface. The test temperature is set to the daily use temperature, and the sealing speed is set according to the actual condition of the device.

Medical sterilization Non-woven fabric



Advantage

This product is a medical sterilization packaging material formed by a layer of melt-blown layer and two layers of anti-stick layer. In the standard state, the storage time of the items packaged by this product after sterilization can be up to 6 months. It has the characteristics of resistance to bacteria, waterproof, strong permeability, high tensile strength and so on.

Method of use

Cut off an appropriate length of indicator tape and paste it on the seal or surface of the item to be sterilized, and then place it in the sterilizer. After sterilization, the twill on the indicator tape indicates the color change of the mark, which can determine that the sterilization package has been sterilized.

Application

It is suitable for sterilization of packaged medical devices by pressure steam, ethylene oxide, hydrogen peroxide low temperature plasma and low temperature steam formaldehyde.

Peracetic Acid Low Temperature Sterilizer

Chemical indicator

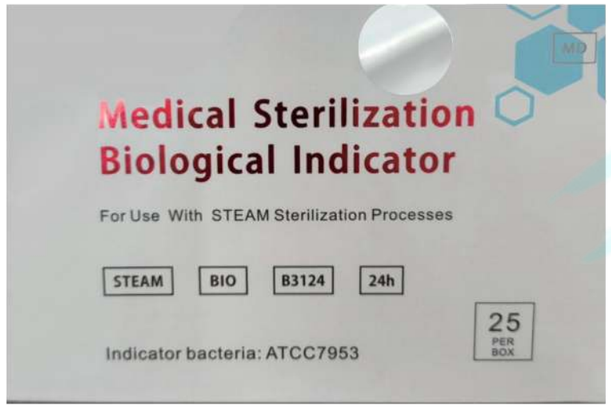

Advantage

This product is a special chemical indicator card for peracetic acid low temperature sterilization.

There are special chemical indicator color blocks printed on the surface of the indicator card, which undergo chemical reactions and produce color changes during low temperature sterilization with peracetic acid.

Method of use

Place the chemical indicator card in the center of the package to be sterilized. After sterilization, open the package and take out the indicator card for observation: if the color of the chemical indicator block of the indicator card reaches or is lighter than the contrast color, it indicates that the sterilization package center has been completely sterilized; If the color of the indicated color block does not change or the color is darker than the contrast color, it indicates that the specified sterilization conditions have not been met. The color change reaction of the indicator block is irreversible, and the indicator card after the reaction can be stored as a record at room temperature.

Biological indicator

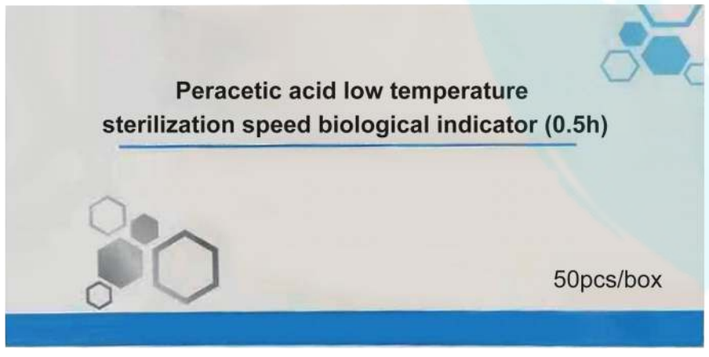

Advantage

It is suitable for monitoring the sterilization effect of peracetic acid low temperature sterilizer.

Method of use

1, according to the requirements, put this product into the peracetic acid low-temperature sterilization bag, put the bag in the most difficult position in the sterilizer, and run the sterilization procedure.

Peracetic Acid Low Temperature Sterilizer

2. After sterilization, take out the biological indicators in the packaging bag. After confirming that the color of the chemical indicator on the label changed from blue to red, the biological indicator was cooled to room temperature, the indicator cap was pressed down to close the side air holes of the cap, and the plastic tube of the indicator was squeezed with the special slot on the reader to break the ampoule inside the plastic tube. After confirming that the bacteria flakes were fully in contact with the medium, the ampoule was inserted into the quick reader for culture.

3. At the same time, another unsterilized biological indicator with the same batch number was extruded according to the previous method to break the ampoule, and cultured under the same conditions as the positive control.

4. For the biological indicator for culture detection, the medium ampoule was put into the reader for culture within 2 minutes after breaking.

5. The detection time of this product in the fast reader is 0.5 hours. If the color change of the recovery medium needs to be observed, it needs to be cultured in the incubator for 24 hours.

Chemical indicating tape



Advantage

This product is a special chemical indicator tape for peracetic acid low temperature sterilization. The special chemical indicator printed on the surface of the tape will undergo a chemical reaction and produce a color change during low temperature sterilization with peracetic acid.

Method of use

Remove the appropriate length of chemical indicator tape and paste it on the surface of the package to be sterilized. After sterilization, remove the package and observe the indicator tape: If the chemical indicator color block of the tape changes from blue to a contrasting color (red) or lighter than the contrast color, it indicates that the sterilized package has been sterilized: If the color of the indicated color block does not change or the color is darker than the contrast color (red), it indicates that the package has not been sterilized or has not met the specified conditions for sterilization. The color change reaction of the indicator block is irreversible, and the indicator label after the reaction can be stored as a record at room temperature.

Peracetic Acid Low Temperature Sterilizer

Chemical indicator label



Advantage

This product is a special chemical indication label for peracetic acid low temperature sterilization. The special chemical indicator printed on the surface of the label, which causes a chemical reaction and color change during the low temperature sterilization of peracetic acid, distinguishes whether the item has been sterilized according to the color change.

Application:It is suitable for monitoring of low temperature sterilization process of peracetic acid.

Method of use

Place the chemical indicator card in the center of the package to be sterilized. After sterilization, open the package and take out the indicator card for observation: if the color of the chemical indicator block of the indicator card reaches or is lighter than the contrast color, it indicates that the sterilization package center has been completely sterilized; If the color of the indicated color block does not change or the color is darker than the contrast color, it indicates that the specified sterilization conditions have not been met. The color change reaction of the indicator block is irreversible, and the indicator card after the reaction can be stored as a record at room temperature.

Medical bag



Peracetic Acid Low Temperature Sterilizer

Advantage

This product is a special packaging bag for peracetic acid low temperature sterilization. The bag is made of Tyvek paper and low temperature film. Special chemical indicator color blocks printed on the Tyvek paper surface of the packaging bag occur chemical reactions and produce color changes during low temperature sterilization with peracetic acid. According to the color change, distinguish whether the item has been sterilized.

Method of use

According to the volume of the items to be sterilized, cut out the appropriate length of the packaging bag, put the sterilized items into the two ends of the sealing machine to seal (sealing temperature of 120℃), put the packaging bag into the sterilizer for sterilization. After sterilization, take out the packaging bag and observe the change of the chemical indicator color block on the surface of Tyvek paper. If the color of the indicator color block changes (from blue to red after low-temperature sterilization with oxyacetic acid), it indicates that the packaging bag has been low-temperature sterilization with peroxyacetic acid.

Point of use

1. The minimum package length used must contain at least one color-changing block.
2. If the seal is not good or damaged after sterilization, sterilized items should not be used.
3. Do not contact with acidic, alkaline and chlorinated substances, moisture-proof (relative humidity is less than 60%).
4. Avoid light (ultraviolet lamps, fluorescent lamps and sunlight), sealed in a dry and ventilated place.
5. One-time use, do not reuse.

Medical automatic sealing machine



Advantage

The sealing machine can set temperature, display instant temperature, short sealing time, high sealing firmness, can print sealing date, expiration date, operator number, operation batch and other parameters, continuous work without interruption.

Ethylene oxide sterilizer consumables

EO sterilizing solution



Advantage

This product is the necessary consumables for ethylene oxide sterilization, the product is strictly prohibited from high temperature, low pressure and violent collision, 100% pure gas.

Biological indicator



Advantage

It is suitable for monitoring the sterilization effect of ethylene oxide.

Method of use

1. Place the biological indicator in the center of the standard test kit (23cmX23cmX 15cm), place the test kit above the exhaust vent in the sterilizer or at the most difficult position in the sterilizer, and run the sterilization procedure.

2. After sterilization, take out the biological indicators in the test kit. After confirming that the color of the chemical indicator block on the label of the biological indicator changes from yellow to black, let the biological indicator cool to room temperature, and crack the safety bottle inside the biological indicator with a clamp so that the bacteria can fully contact the medium.

3. Culture in an incubator at 56℃-58℃. At the same time, another unsterilized biological indicator with the same batch number was taken as a positive control and cultured under the same conditions.

4. After 24 hours of culture, observe the color of the medium to confirm the sterilization effect. Remove the label from the biometric indicator bottle and store it as a record.

Chemical indicator



Advantage

It is suitable for monitoring the sterilization effect and sterilization operating conditions of ethylene oxide.

This product is a special chemical indicator card for ethylene oxide sterilization. The card is printed on the surface

Special chemical indicator, under the action of ethylene oxide gas, the indicator chemical reaction and produce color

Color change.

Method of use

Place the chemical indicator card in the center of the package to be sterilized. When sterilization is complete, open the package and remove it

Indicator card for observation: if the indicator card chemical indicator color block color from red to a contrasting color or

Darker than the contrast color, indicating that the sterilization package center has been completely sterilized, if the color of the indicated color block has not changed

Or the discoloration is not obvious, it indicates that the specified sterilization conditions have not been met. Indicates the discoloration reaction of the color block

Irreversible reaction, the indicator card after the reaction can be stored as a record at room temperature.

Method of use

1. This product is suitable for monitoring the sterilization effect of ethylene oxide.

2. Do not contact with acidic, alkaline and oxidizing substances, moisture-proof (relative humidity is less than 60%)

3. Avoid light (ultraviolet lamps, fluorescent lamps and sunlight), and store in a dry and ventilated place.

4. Please use within the validity period.

Infrared Sterilizer

CE



Advantage

1.No flammable gas, no naked flame.

2.Infrared Tungsten Halogen Lamp Sterilization,Sterilization temperature reach to 900-1300℃ in a few seconds, instantaneous heating, low energy consumption.

3.Infrared sensor control, automatically triggers the start,it can be operated with one hand.

4.Automatic termination after sterilization complete.

5.No preheating required, low cost of use.

6.Don't consume oxygen when working, it can be used for microbial experiments in anaerobic chambers.

Application

Dedicated to the rapid sterilization and disinfection of small metal instruments with high temperature resistance. Such as inoculation loops, inoculation needles, tweezers, small scissors, etc



Inoculation loop



Medical instrument

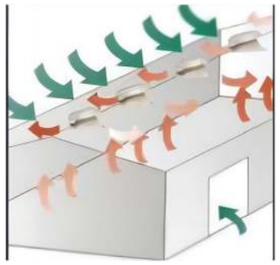

Ventilation environment



Anaerobic chamber

High Temperature Sterilization

When the IR-950S infrared sterilizer is used with a standard power supply, the device can reach a safe operating temperature of 900-1300°C within seconds No warm-up time required. Infrared sensor control can be operated with one hand.

Infrared/Tungsten Halogen Lamp Sterilization

Sterilization temperature up to 1300°C,instantaneousheating,low energy consumption

Anaerobic environment/Microbial experiments

Do not consume oxygen when working, and can beused for microbialexperiments in anaerobic chambers





- ●Used for rapid sterilization of small metal tools such as inoculation loops and tweezers
- ●No flammable gas,no naked flame
- ●Especially suitable for use where naked flame are prohibited or where gas tanks are not suitable
- ●Can reach to 900-1300°C in a few seconds
- ●The infrared sensor can automatically triggers the start and can be operated with one hand
- ●Automatic termination after sterilization complete
- ●Use standard laboratory power
- ●No preheating required, low cost of use

Specification

Model	IR-950S
External Size (W*D*H)	160x140x220mm
Heat source	Infrared-Tungsten Halogen Lamp
Heat temperature	900~1300℃
Heat zone material	Quartz glass
Heating zone size	Φ15x100mm
Automatic sterilization shutdown time	7s
Infrared sensor	Yes
Power Supply	220~240V, 50/60Hz,110V,60Hz
Consumption	600W
Protection class	IP20
Permissible ambient temperature	5~40℃, 80%RH
Net Weight	2.7kg
Gross Weight	3.2kg
Shipping Size (W×D×H)	175x165x275mm

BAWERS MEDICAL EQUIPMENT

Cassette Sterilizer

Cassette Sterilizer



Description

Cassette sterilizers are commonly used in various medical and laboratory settings for the sterilization of medical instruments, equipment, and materials. They are designed to provide efficient and reliable sterilization by utilizing heat and pressure to eliminate bacteria, viruses, and other microorganisms. These sterilizers are widely employed in hospitals, dental clinics, research laboratories, and other healthcare facilities to ensure the safety and sterility of medical tools and equipment before their use in patient care or research procedures.

Advantage

●The sterilization effect is reliable and rapid, with a non-wrapped sterilization time of 6 minutes, making it suitable for small instruments in departments such as stomatology and ophthalmology.

●Easy operation with a display screen showing the system operation. Sterilization procedures can be safely interrupted at any time.

●Self-detection system automatically stops and displays an error code on the screen if a problem occurs during operation.

●Suitable for sterilizing instruments with cavities and solid instruments, offering the option for non-wrapped sterilization.

Specification

Model	ST-2000C	ST-5000C	ST-6000C
Sterilization Capacity	About 1.8 L	About 5.2 L	About 5.2 L
Tank Capacity	3.4 L	3.4 L	3.4 L
Maximum Operating Pressure	242 kPa		
Operating Pressure Range	42 kPa ~ 212kPa		
Maximum Operating Temperature	138° C		
Operating Temperature Range	115 ° C ~ 135 ° C		
Display accuracy	0.1℃		
Water	Ultra-pure water, deionized water, laboratory water.	Ultra-pure water, deionized water,laboratory water, distilled water,purified water.	Ultra-pure water, deionized water,laboratory water, distilled water,purified water.
Atmospheric Pressure Range	70.0 kPa to 106.0 kPa		
Ambient Temperature Range	+ 5 ° C ~ + 40 ° C		
Steam Generator Power	1.2 kVA ± 5%		
Fuse	F8AL250V phi 5 x 20 mm		
Safety Valve Setting Pressure	0.25 MPa		
Equipment Working Medium	Water Vapor		
Working Relative Humidity	≤85%		
Normal Use Place	Work room		
Run Mode	Run Intermittently (≤6 cycles/hour)		
Power Supply	AC 220V/50 Hz		
Consumption	≤1.3 kVA		
External Size(W×D×H)(mm)	570x415x170	580x460x190	580x460x190
Shipping Size (W×D×H)(mm)	700x580x580	700x580x580	700x580x580
N.W./G.W. (kg)	35/50	45/60	45/60

Ethylene Oxide Sterilizer

Ethylene Oxide Sterilizer



Description

Ethylene oxide sterilizer is mainly through its non-specific alkylation with genetic materials such as protein and DNA / RNA in microorganisms, resulting in the denaturation of proteins and genetic materials, and finally the death of microorganisms due to blocked metabolism.

Application

Rigid endoscope, hose endoscope, ophthalmic lens,fifiber optic cable, surgical instruments, metal, glass, silica gel, rubber, traditional Chinese medicine, western medicine,human plants, DNA, etc.

Advantage

●Humidification: Utilizes steam degradation analysis method with built-in steam generator for comprehensive and uniform humidification and heating while minimizing water mist.

●3.5" LCD screen: Equipped with a filter for stability, prolonging the service life and accuracy of the control screen.

●Power-off memory function: Preserves sterilization data and automatically resumes unfinished work procedures in case of accidents or power loss.、

●Safety protection function: Includes alarm protection for abnormal temperature, ultra-high temperature, abnormal pressure, low vacuum rate, residual faults, phase sequence errors, and power shortage in the sterilization chamber to prevent further issues.

Ethylene Oxide Consumable

Steam EO sterilization pouch roll,Chemistry indicator strip,Biological indicator,Chemistry indicator tape, Chemical indicator label,EO sterilization gas, Medical non-woven fabric,Sealing machine,EO sterilization gas

Specification

Model		ST-EO40
Capacity		23L
Product form		Desktop
Heating method		Electric heating
Working temperature		50℃ ±3℃
Selected gas		Pure ethylene oxide gas
Sterilization time		0-99 hours adjustable
Temperature display		3.5 inch LCD display
Maximum anti-stress value		-140kpa
Power Supply		AC220V, 50Hz
Consumption		3.3KW
Size(WxDxH)	Internal (mm)	(DiameterxDepth): Ø246x450
	External (mm)	730x510x410
Shipping Size (WxDxH) (mm)		900x700x600
N.W./G.W. (kg)		56/76

Class N Benchtop Autoclave

Application

Used for laboratory sterilization, compact in size, can be placed on a desktop. It has a single program and can be used for sterilizing items such as culture media, test tubes, and tools. It can also be used for sterilization in hospitals, dental clinics, and other facilities.



Advantage

●Steam sterilizer compliant with Europe Class N standard, offering wrapped and unwrapped system options with 121 and 134 ℃ sterilization settings.

●Microprocessor-controlled system for intelligent control and user-friendly interface, suitable for Stomatology, Ophthalmology, Surgery, and Lab departments.

●Chamber constructed with special stainless steel #304, capable of withstanding working pressures from -0.9 bar to 2.3 bar and a maximum temperature of 136℃.

●Equipped with safety features including a safety valve, manual door lock, error self-test, and overheat protector.

●Three sterilizing plates included with the bracket for efficient use of space.

●Quick sterilization process ranging from 15 to 30 minutes, depending on the selected temperature.

Specification

Model	ST-B16N	ST-B18N	ST-B24N
Capacity	16L	18L	24L
Sterilization Temperature	134℃/121℃		
Display accuracy	±0.5℃		
Recording accuracy	±0.5℃		
Sensor accuracy	0.01℃		
Tray	3pcs SS trays on SS shelf		
Display	LED display		
Consumption	1800W	1800W	2000W
Power Supply	AC220V/110V±10%;50/60Hz		
Chamber Size (mm)	Ø230x360	Ø249x355	Ø249x450
External Size(WxDxH)(mm)	550x445x395	550x445x395	640x445x395
Shipping Size(WxDxH)(mm)	670x550x500	670x550x500	740x550x500
N.W./G.W. (kg)	26/32	27/33	33/39

Class N Benchtop Autoclave

Class N Benchtop Autoclave

Application

Used for laboratory sterilization, compact in size, can be placed on a desktop. It has a single program and can be used for sterilizing items such as culture media, test tubes, and tools. It can also be used for sterilization in hospitals, dental clinics, and other facilities.





LED display screen



Pressure Gauge

Advantage

●Complies with European Class N standard for sterilization effectiveness.

●Microcomputer control system for automatic cycle programming and temperature setting (121℃ and 134℃).User-friendly interface with touch buttons for easy operation.

●Safety interlocking device to prevent opening of the cover during pressurization or high temperature.

●Equipped with a standard test interface for additional functionality.

●Quality stainless steel inner tank and sealed cover for durability and airtight operation.

●Open-type top water tank for convenient water filling.

●Automatic protection functions, including over-temperature, over-pressure, low water level, and anti-dry burning.

●Buzzer reminder and automatic stop after sterilization.

●Automatic discharge of cold air and steam exhaust after sterilization.

●Built-in steam generator for quick production of saturated steam.

Specification

Model	ST-B18NI	ST-B24NI
Capacity	18L	24L
Rated working temperature	134℃	
Design pressure	0.25Mpa	
Design temperature	139℃	
Rated working pressure	0.22Mpa	
Temp accuracy	±1℃	
Consumption	1.5kw	2kw
Power Supply	AC220V/110V±10%;50/60Hz	
Chamber Size (mm)	Ø250x370	Ø250x452
External Size(WxDxH)(mm)	540x400x350	640x400x350
Shipping Size(WxDxH)(mm)	540x450x390	640x450x390
N.W./G.W. (kg)	24/26	27/29

Benchtop Class B Autoclave



Advantage

●Built-in vacuum pump, with three adjustable pulsating vacuum cycles, achieving a vacuum degree of up to -0.090MPa.

●Vacuum drying system, with fabric drying rate less than 1% and instrument drying rate less than 0.1%.

●Multi Safety Features

Overheat protection: Automatically cutting off. Audible and visual alarm will be there.

Interlock safety: To prevent a cycle from starting if the door is not locked or stop dooropening when the chamber is pressurized.

Anti-burning protection:Auto shut-off with audible and visual alerts for low water levels in autoclave.

Steam pressure safety valve: Automatically starts when the chamber pressure exceeds the limit.

●Autoclave Functions: automatic operation, touch screen interface, built-in vacuum pump, steam generator, post-vacuum drying, positive pulsing, air filter, optional printer for real-time record keeping.

Specification

Model	ST-B45B
Capacity	45L
External Size(W*D*H)	870x600x520mm
Chamber Size(Ø*H)	Φ316x590mm
Chamber Material	SUS304
Sterilization Temperature	105~136 ℃
Designed Temperature	150℃
Max.Working Temperature	136 ℃
Temp.Accuracy	0.1℃
Temp. Uniformity	≤±0.5℃
Designed Pressure	0.3Mpa
Sterilization Time range	0.23Mpa
Pressure Resoluiton	0.1KPa
Ultimate Vacuum	-0.096MPa
Temp. Controller	PID control by microprocessor
Display	LCD touch screen
Drying Function	YES
Drying Time	15min
Sterilization Program	●Medical instrument program ●Luminal instruments ●Dressings program ●Rubber program ●Liquid program ●BD Test program ●Vacuum Test progrm ●4 pcs DIY progrm
Water Injection method	Built-in water tank
Consumption	3.6KW
Power Supply	220V 50Hz
Standard Sterilization Shelf	1pcs SS shelf
Optional Accessory	Printer
Net Weight	65kg
Gross Weight	120kg
Shipping Size(W*D*H)	1150×700×700mm

Class B Benchtop Autoclave, Automatic Door



Advantage

●Complies with European CLASS B standard for effective sterilization.

●Automatic door switch for convenient and safe operation.

●Microcomputer control with LED display ensures precise and reliable sterilization.

●Equipped with BD test, HELIX test, and Vacuum test for comprehensive sterilization performance.

●Standard test interface for convenient testing and validation.

●Automatic protection function includes over temperature, over pressure, low water level, anti dry burning, and safety door lock.

●Safety interlocking device for secure operation.

●Three times pre-vacuum enhances sterilization efficiency.

●Buzzer reminder and automatic stop after sterilization cycle completion.

●Automatic discharge of cold air and steam exhaust for efficient and safe operation.

●Built-in steam generator provides quick production of saturated steam.

●Built-in printer for record-keeping and documentation.

Specification

Model	ST-BA18B	ST-BA24B	ST-BA45B
Capacity	18L	24L	45L
Consumption	2.2kw	2.2kw	3.5kw
Power Supply	220V110V;50/60Hz		
Design pressure	0.25Mpa		
Design temperature	139℃		
Rated working pressure	0.22Mpa		
Rated working temperature	134℃		
Chamber Size	Ø250x370	Ø250x470	Ø316x615
External Size(WxDxH)(mm)	505x620x450	505x710x450	657x870x575
Shipping Size(WxDxH)(mm)	560x670x510	560x760x510	750x980x630
N.W./G.W. (kg)	53/62	58/65	105/142

Benchtop Class N Autoclave

Application

Used for laboratory sterilization, compact in size, can be placed on a desktop. It has a single program and can be used for sterilizing items such as culture media, test tubes, and tools. It can also be used for sterilization in hospitals, dental clinics, and other facilities.



Description

Bechtop Class N Autoclave uses saturated steam as the sterilization medium,exhausts the cold air by gravity. So that the saturated steam fully penetrates the surface of the items. By utilizing high-temperature saturated steam under high pressure, it effectively kills all microorganisms and their spores, providing reliable sterilization results. It is considered one of the most effective methods among physical sterilization techniques.

Application

It is widely used in fields such as pharmaceuticals, biotechnology, and laboratories for sterilizing items. such as dressing/fabrics, medical instruments, rubber, and liquids.

Advantage

●Multi Safety Features

Overheat protection： automatically cutting off heating with audible and visual alarming when the autoclave is overheated.

Electric interlock safety: preventing from starting a cycle if door is not properly locked or from door opening if the chamber is pressurized or the power is disconnected.

Door-temperature interlock safety: preventing from explosion of liquids if the liquids temperature is not cooled down the safe limit (20℃ lower than the local boiling point).

Anti-burning protection： automatically cutting off heating with audible and visual alarming when the autoclave is lack of water.

Steam pressure safety valve: automatically works when the chamber pressure exceeds the limit.

Electrical circuit safety device for over-current and shortcut protection.

●Automatic operation of sterilization (heating, sterilization, steam discharge and drying) can be easily set and monitored by the LCD touch screen.

●Built-in steam generator prevents the media from contamination.

●Buzzer for working errors and the end of the cycle.

●Automatic atmospheric pressure adjustment for the installation and operation in plateau areas.

●Optional printer, real-time record sterilization process, error and alarm information.

Specification

Model	ST-B45N
Capacity	45L
External Size(W*D*H)	870x600x520mm
Chamber Size(Ø*H)	Φ316x590mm
Chamber Material	SUS304
Sterilization Temperature	105~136 ℃
Designed Temperature	150℃
Max.Working Temperature	136 ℃
Temp.Accuracy	0.1℃
Temp. Uniformity	≤±0.5℃
Designed Pressure	0.3Mpa
Sterilization Time range	0.23Mpa
Temp. Controller	PID control by microprocessor
Display	LCD touch screen
Drying Function	YES
Drying Time	15min
Sterilization Program	●Dressings/Fabric program ●Medical instrument program ●Rubber program ●Liquid program ●DIY program
Water Injection method	Built-in water tank
Consumption	3.6KW
Power Supply	220V 50Hz
Standard Sterilization Shelf	1pcs SS shelf
Optional Accessory	Printer
Net Weight	65kg
Gross Weight	120kg
Shipping Size(W*D*H)	1150×700×700mm

BAWERS
MEDICAL EQUIPMENT

Class B Benchtop Autoclave, ST-BB series



ST-BB auto door



ST-BB manual

Specification

Model	ST-B8DB	ST-B18DB	ST-B24DB	ST-B24DZB	ST-B29DZB
Capacity	8L	18L	24L	24L	29L
Door	Manual	Manual	Manual	Automatic	Automatic
Display	4.3 inch Color touch screen	5.0 inch Color touch screen			
Chamber Material	SUS304				
Sterilization Temperature	105~138 ℃				
Max.Working Temperature	134℃				
Temp.Uniformity	≤±1℃				
Designed Pressure	-0.1~0.3Mpa				
Timer Range	0~99min				
Sterilization Pressure	0.23Mpa				
Drying Function	Yes				
Drying Time	2min，20min，25min				
Pulse time	1~5				
Sterilization Program	Fast 134℃ Fabric 134℃ Packaging Equipment 134℃ Enhanced Mode 134℃ Rubber program 121℃ Packaging Equipment 121℃ DIY Program HELIX/B&D Test Vacuum Test				
Evaporator	New generation evaporator				
Water Injection method	Build in water tank				
Standard Sterilization Shelf	3pcs SS shelf				
Consumption	2500w	2600w	2700w	2700w	2800w
Power Supply	220V ±22V 50/60Hz ±1Hz				
Chamber Size(ØxH)	Ø170x320mm	Ø248x350mm	Ø248x450mm	Ø248x450mm	Ø320x362mm
External Size(WxDxH)	550x436x375mm	600x483x455mm	700x483x455mm	700x483x455mm	658x638x580mm
Net Weight	37kg	47kg	53kg	53kg	95kg

Class B Benchtop Autoclave



ST-B8B, ST-B12B



ST-B18B, ST-B24B

Advantage

- ●Complies with European Class B standard for eective sterilization.
- ●Microcomputer control wirh LCD display and touch buttons ensures easy monitoring and precise operation.
- ●Equipped with BD test, HELIX test, and VACUUM test for comprehensive sterilization performance.
- ●Automatic protection function includes over temperature, over pressure, and low water level protection, as well as anti-dry burning and safety door lock. Safety interlocking device ensures proper operation and prevents accidents.
- ●Three times pre-vacuum enhances sterilization eciency and eectiveness.
- ●Buzzer reminder signals the completion of sterilization cycles, and automatic stop ensures safety.
- ●Automatic discharge of cold air and steam exhaust after sterilization for ecient and safe operation.
- ●Built-in steam generator provides quick production of saturated steam for sterilization processes.
- ●Optional accessory:external or internal printer,usb disk.

Specification

Model	ST-B8B	ST-B12B	ST-B18B	ST-B24B
Capacity	8L	12L	18L	24L
Consumption	2kw	2kw	2kw	2kw
Power Supply	220V110V;50/60Hz			
Design pressure	0.25Mpa			
Design temperature	139℃			
Rated working pressure	0.22 Mpa			
Temp accuracy	±1℃			
Rated working temperature	134℃			
Chamber Size	Ø170x320	Ø200x355	Ø250x370	Ø250x452
External Size(WxDxH)(mm)	580x445x400	600x445x400	640x480x450	690x480x450
Shipping Size(WxDxH)(mm)	650x500x450	660x510x460	720x560x510	760x560x510
N.W./G.W. (kg)	42/45	44/48	48/57	53/60

Horizontal Pulse Vacuum Sterilizer

Motor Hinge Door



Advantage

Sliding door with detachable gear meshing seal structure, driven by motor chain to lift the door up and down.

Double door passage type, equipped with pressure safety interlock and temperature safety interlock for liquid programs, with mutual interlocking of the double doors.

The automatic sealing is achieved by the inflatable pressure-driven sealing ring. The new high-quality tear-resistant silicone rubber material circular hollow door sealing ring is coated with a special surface treatment, which is wear-resistant and smooth, providing better sealing effect and longer service life, with a lifespan of up to 1500 cycles.

The main body structure is rectangular in section, with a European-style circular reinforcement rib sleeve flangeless structure, and the sealing groove is directly welded to the two end circular sleeves.

Control system: Siemens programmable logic controller (PLC) and color touch screen, the entire process is automatically controlled by the program, automatically displaying the operation status, operation curve, and parameters such as temperature, pressure, and time.

Intelligent maintenance system: Equipped with MNcold Internet of Things remote monitoring and maintenance module, it can connect to computers, tablets, or smartphones to access real-time information of the equipment, including real-time and historical operational data, fault troubleshooting notifications, and remote software upgrades. It has sterilization programs for fabrics, instruments, lumen instruments, rubber, liquids, custom programs, as well as testing programs such as BD testing and vacuum leak testing.

Pulsation modes: It adopts negative pressure pulsation, cross-pressure pulsation, and positive pressure pulsation modes, with an air elimination rate greater than 99.99%. This saves steam consumption and improves steam sterilization and drying efficiency.

Flash steam vacuum drying technology, with fabric drying degree less than 0.6% and instrument drying degree less than 0.1%.

Real-time printing of process data through the built-in printer, equipped with paperless recorders for pharmaceutical customers.

Pipeline system: Stainless steel sanitary-grade pipelines with clamp connections. All welds are done using automatic pipe welding machines. The main control valves are imported German angle seat valves and solenoid valves, with a German SPECK direct-coupled water ring vacuum pump.

Supply system detection and alarm system: Equipped with steam, water source, and power phase sequence detection and alarm devices. If the supply system fails to meet the equipment's operating conditions, it will automatically sound an alarm and prevent program startup and termination.

It has an automatic drainage temperature regulation system, with a drainage temperature below 60℃.

Specification

Model	ST-BA650PV	ST-BA800PV	ST-BA1000PV	ST-BA1200PV	ST-BA1500PV
Chamber Size(ØxL)mm	610×910×1200	610×910×1500	610×910×1800	680×1180×1500	680×1180×1850
Capacity	650L	800L	1000L	1200L	1500L
External Size(W×D×H)(mm)	1500×1350×1900	1800×1350×1900	2100×1350×1900	1800×1420×2000	2100×1420×2000
Weight(kg)	1250	1350	1550	1650	1850
Steam Consumption(KG/C)	35	47	55	65	80
Water Consumption(KG)	320	400	500	600	750
Power Supply and Consumption	380V,50HZ 3KW+(36KW)	380V,50HZ 3.5KW+(48KW)	380V,50HZ 3.5KW+(54KW)	380V,50HZ 3.5KW+(72KW)	380V,50HZ 4KW+(90KW)
N.W. (kg)		1350	1550	1650	1850
Chamber design pressure	0.3MPa				
Generator design pressure	1.0MPa				
Design temperaure	150℃				
Maximum operating temperature	139℃				
Maximum operating pressure	0.25MPa				
Chamber relief valve	0.28MPa				
Jacket relief valve	0.28MPa				
Accuracy of pressure	0.1KPa				
Sterilization temperature control accuracy	±1℃				
Temperature uniformity	±1℃				
Negative pressure pulsating vacuum	-80 ~0KPa				
Across the pressure pulsation	-80~80KPa				
Positive pressure pulse	0 ~ 9 times				
Maximum vacuum	-96KPa				

Horizontal Pulse Vacuum Sterilizer

BAWERS MEDICAL EQUIPMENT

Horizontal Pulse Vacuum Sterilizer

Horizontal Sliding Door

CE





Tube & Pump



Door



Steam Generator

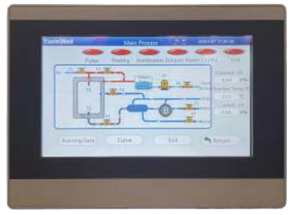

Display Screen



Electric Box



Switch

Advantage

Sliding door switch structure, the door slides horizontally to open and close, driven by a motor chain, no manual operation required.

Double-door passage type, equipped with pressure safety interlock and temperature safety interlock for liquid programs, with mutual interlocking of the two doors.

The inflatable pressure drives the sealing ring to achieve automatic sealing. The new high-quality tear-resistant silicone rubber material circular hollow door sealing ring has a special surface coating treatment, which is wear-resistant, smooth, and has better sealing effect and longer service life, with a lifespan of up to 1500 cycles.

The main structure is a rectangular section with a European-style circular reinforcement clamp-on flange structure, and the sealing groove is directly welded to the two end circular clamps.

Control system: Siemens programmable logic controller (PLC) and color touch screen, the entire process is automatically controlled by the program, automatically displaying the operating status, operating curve, and parameters such as temperature, pressure, and time.

Smart Maintenance System: Equipped with MNcold IoT remote monitoring and maintenance module, it can access device information in real time from anywhere through computers, tablets, or smartphones. This includes real-time and historical operational data, troubleshooting notifications, and remote software upgrades.

It has sterilization programs for fabrics, instruments, luminal instruments, rubber, liquids, waste, customization, as well as testing programs such as BD testing and vacuum leak testing.

Pulsation modes: Negative pressure pulsation, cross-pressure pulsation, and positive pressure pulsation modes are used, with an air exclusion rate of over 99.99%, saving steam consumption and improving steam sterilization and drying effects.

Flash steam vacuum drying technology, fabric drying rate is less than 0.6%, instrument drying rate is less than 0.1%.

Real-time printing of process data through the built-in printer, pharmaceutical customers equipped with paperless recorders.

Piping system: Stainless steel sanitary grade piping with clamp connections, all welds are done using automatic pipe welding machines. The main control valves are imported German angle seat valves and solenoid valves, and the German SPECK direct-coupled water ring vacuum pump is used.

Equipped with a high-efficiency filter for exhaust gas, with a filtration accuracy of 0.22 microns and a sterilization rate of 99.99%. It has online SIP function to ensure that the discharged gas is sterilized by the high-efficiency filter.

The supply system is equipped with a detection and alarm system: equipped with steam, water source, and power phase sequence detection and alarm devices. Once the supply system does not meet the equipment operating conditions, it will automatically alarm, prohibit program startup, and terminate program operation.

It has an automatic drainage temperature regulation system, with a drainage temperature <60℃.

Specification

Model	ST-BH120PV	ST-BH150PV
Chamber Size (ØxL)mm	680×1180×1500	680×1180×1800
Capacity	120L	150L
External Size(W×D×H)(mm)	2007×2110×2113	2357×2110×2113
Weight(kg)	2300	2450
Steam Consumption(KG/C)	600	750
Water Consumption(KG)	65	80
Power Supply and Consumption	380V,50HZ，3.5KW（72Kw)	380V,50HZ 4KW(90KW)
N.W.(kg)	2300	2450
Chamber design pressure	-0.1/0.3MPa	
Jecket design pressure	0.3MPa	
Generator design pressure	1.0MPa	
Design temperaure	150℃	
Maximum operating temperature	139℃	
Maximum operating pressure	0.25MPa	
Chamber relief valve	0.28MPa	
Jacket relief valve	0.28MPa	
Accuracy of temperature	0.1℃	
Accuracy of pressure	0.1KPa	
Sterilization temperature control accuracy	±1℃	
Temperature uniformity	±1℃	
Negative pressure pulsating vacuum	-80 ~0KPa	
Across the pressure pulsation	-80~80KPa	
Positive pressure pulse	0 ~ 9 times	
Maximum vacuum	-96KPa	

BOWERS MEDICAL EQUIPMENT

Horizontal Pulse Vacuum Sterilizer

Motorized Vertical Sliding Door

CE





Pump



Printer & Pressure Meter & Display



Control Panel



Display Screen



Pressure Meter



Control Panel



Door



Door

Advantage

The structure of the lift door switch is a motor-driven chain that vertically lifts and slides the door, eliminating the need for manual operation and saving space. It is a double-door channel type with interlocking doors. It is equipped with pressure safety interlock and temperature safety interlock for liquid programs.

The inflatable pressure-driven sealing ring achieves automatic sealing. The new high-quality tear-resistant silicone rubber material circular hollow door sealing ring is treated with a special surface coating, which is wear-resistant and smooth, providing better sealing effect and longer service life. The lifespan can reach up to 1500 cycles.

The main structure is rectangular in section, with a European-style circular reinforcement rib clamp-on flange structure. The sealing groove is directly welded to the two end circular clamps.

Control system: Siemens programmable logic controller (PLC) and color touch screen. The entire process is automatically controlled by the program, displaying the running process status, running curve, and parameters such as temperature, pressure, and time.

Intelligent maintenance system: Equipped with the MNcold Internet of Things remote monitoring and maintenance module, it can connect to the device's information in real-time and remotely from anywhere using a computer, tablet, or smartphone. This includes real-time and historical operating data, fault troubleshooting notifications, and remote software upgrades.

It has sterilization programs for fabrics, instruments, luminal instruments, rubber, liquids, and custom items, as well as testing programs such as BD testing and vacuum leak testing.

Pulsation modes: It uses negative pressure pulsation, cross-pressure pulsation, and positive pressure pulsation modes, with an air exclusion rate of over 99.99%. This saves steam consumption and improves steam sterilization and drying efficiency.

Flash steam vacuum drying technology, fabric drying degree less than 0.6%, instrument drying degree less than 0.1%.

Real-time printing of process data through built-in printer, equipped with paperless recorder for pharmaceutical customers.

Pipeline system: Stainless steel sanitary grade pipeline, clamp connection, all welds are welded with automatic pipe welding machine; main control valves are imported German angle seat valves and solenoid valves, German SPECK direct-coupled water ring vacuum pump.

Autoclave

Specification

Model	ST-BV150PV	ST-BV180PV	ST-BV250PV	ST-BV300PV	ST-BV360PV	ST-BV450PV	ST-BV600PV	ST-BV800PV
Chamber Size(ØxL)mm	450×450×750	450×450×900	550×550×845	550×550×1000	610×610×1000	652×690×1000	652×690×1350	652×690×1800
Capacity	150L	180L	250L	300L	360L	450L	600L	800L
External Size(W*D*H)mm	1045×1120×1800	1185×1120×1800	1200×1290×1850	1350×1290×1850	1350×1350×1850	1350×1400×1950	1700×1400×1950	2150×1400×1950
Steam Consumption(KG/C)	12	12	16	18	20	22	35	52
Water Consumption(KG)	80	90	120	140	160	180	320	400
Power	380V,50HZ, 2KW+(12KW)	380V,50HZ, 2KW+(15KW)	380V,50HZ, 2KW+(20KW)	380V,50HZ, 2KW+(20KW)	380V,50HZ, 2KW+(20KW)	380V,50HZ, 2KW+(30KW)	380V,50HZ, 3KW+(36KW)	380V,50HZ, 3.5KW+(48KW)
Shipping Size (WxDxH)(mm) Main Unit of Autoclave	1210×1280×2110	1350×1270×2100	1350×1450×2100	1500×1400×2100	1470×1500×2150	1500×1550×2200	1850×1550×2250	2150×1430×2250
Single Door Vehicle	1450x700x1100	/	1420×800×1050	/	1600×750×1100	/	/	2350×1350×1100
Double Door Vehicle	1450x1210x1100	1520×1070×1150	1420×1200×1050	1500×1150×960	/	1450×1150×1050	1900×1150×1050	/
N.W./G.W. (kg)	520/670	560/710	745/895	820/970	870/1020	965/1115	1150/1300	1350/1500
Chamber design pressure	-0.1/0.3MPa							
Jacket design pressure	0.3MPa							
Generator design pressure	1MPa							
Design temperaure	150℃							
Maximum operating temperature	139℃							
Maximum operating pressure	0.25MPa							
Chamber relief valve	0.28MPa							
Jacket relief valve	0.28MPa							
Accuracy of temperature	0.1℃							
Accuracy of pressure	0.1KPa							
Sterilization temp. control accuracy	±1℃							
Temperature uniformity	±1℃							
Negative pressure pulsating vacuum	-80 ~0KPa							
Across the pressure pulsation	-80 ~80KPa							
Positive pressure pulse	0 ~ 9 times							
Maximum vacuum	-96KPa							

Horizontal Pulse Vacuum sterilizer

Mechanical door





Internal Structure



Internal Structure



Internal Structure



Pressure gauge



Pump

Description

ST-BVA series pulsating vacuum sterilizer uses saturated steam for sterilization. The steam thoroughly penetrates into the surface of articles by means of pulsating vacuum. The high pressure and high temperature saturated steam can effectively kill all microorganisms and their spores, which is the most effective method in physical sterilization. The effect of cold air on temperature is eliminated by pulsating vacuum exhaust, and the articles are sterilized by vacuum dehumidification and jacket drying. The sterilizer is suitable for pharmaceutical biological engineering, medical health, laboratory animals and other fields, and can be used for sterilizing utensils, aseptic clothes, rubber plugs, aluminum caps, raw materials, filters, media and so on.

Advantage

1. Translation door, with anti-pinch hand function.

2.Double-door channel type, with pressure safety interlock, liquid program with temperature door safety interlock.

3.Automatic sealing ring, sealing effect is good, the service life is up to 1500 cycles.

4.The main structure is European ring reinforcement jacket structure, programmable controller PLC, color touch screen.

5.With aseptic clothing, utensils, rubber, liquid, medium, waste, custom procedures such as sterilization procedures and BD test, vacuum leak test and other test procedures.

6.Built-in micro needle printer, equipped with paperless recorder.

7.Intelligent maintenance system: optional remote monitoring and maintenance module; Water saving noise reduction system is optional.

8.Pipeline system: sanitary pipeline, clamp connection, automatic pipe welding machine welding, direct-connected water ring vacuum pump.

9. Automatic drainage device, optional jacket automatic control drainage device, the inner chamber are installed automatic control drainage device, automatic detection jacket and inner chamber temperature pressure automatic drainage, to ensure the saturation of steam.

10. With drainage temperature automatic adjustment system, drainage temperature ≤55°C.

11.Air filter: the filtration accuracy is <0.22 microns, the bactericidal rate of 99.97%.

Specification

Model	ST-BVA250PV	ST-BVA360PV	ST-BVA600PV	ST-BVA800PV	ST-BVA1000PV	ST-BVA1200PV	ST-BVA1500PV	ST-BVA2000PV	ST-BVA2500PV	ST-BVA3000PV	ST-BVA4000PV	ST-BVA6000PV
Capacity(L)	255	360	600	800	1000	1200	1500	2000	2500	3000	4000	6000
Interior design pressure	-0.1~03MPa											
Jacket design pressure	0.3MPa											
Design temperature	150℃											
Max working temperature	139℃											
Max working pressure	0.25MPa											
Vacuum leakage rate	≤0.13KPa/min											
Final vacuum	-96KPa											
Inner chamber opening pressure	0.28MPa											
Jacket safety valve opening pressure	0.28MPa											
Sterilization temperature control precision	0-2℃											
Temperature uniformity	±0.5℃											
Positive pressure pulsation	1~3											
Inner tank size (WxHxD)(mm)	550x550x850	610x610x1000	610x910x1200	610x910x1500	610x910x1800	680x1180x1500	680x1180x1850	900x1380x1620	900x1380x2050	900x1380x2400	900x1380x3200	900x1380x4800
Overall dimension (LxWxH)(mm)	1150x1280x1800	1300x1350x1850	1500x1440x1900	1800x1440x1900	2100x1440x1900	1800x1480x2000	2100x1480x2000	1970x1750x2200	2350x1750x2200	2700x1750x2200	3500x1750x2200	5400x1750x2200
Weight(kg)	750	850	1250	1350	1550	1650	1850	2300	2700	3500	3500	6200
Gas consumption(Kg/c)	18	22	35	47	55	65	80	106	132	132	132	132
Water consumption(Kg/c)	120	180	320	400	500	600	750	1000	1250	1250	1250	1250
Power Supply	380V,50HZ	380V,50HZ	380V,50HZ	380V,50HZ	380V,50HZ	380V,50HZ	380V,50HZ	380V,50HZ	380V,50HZ	380V,50HZ	380V,50HZ	380V,50HZ

Horizontal Pulse Vacuum sterilizer

Overhead door





Internal Structure



Internal Structure



Internal Structure



Pressure gauge



Pump

Description

ST-BVB series pulsating vacuum sterilizer uses saturated steam as the medium, and completely kills microorganisms and spores on the surface of articles by pulsating vacuum. This is the most effective method of physical sterilization, and the sterilization effect is reliable. The effect of cold air on temperature is eliminated by pulsating vacuum exhaust, and the articles are sterilized by vacuum dehumidification and jacket drying. It can be widely used in pharmaceutical biological engineering, medical health, laboratory animals and other fields, and is suitable for the sterilization of utensils, aseptic clothes, rubber plugs, aluminum caps, raw materials, filters, media and other items with high sterilization requirements.

Advantage

1. Translation door, with anti-pinch hand function.

2.Double-door channel type, with pressure safety interlock, liquid program with temperature door safety interlock.

3.Automatic sealing ring, sealing effect is good, the service life is up to 1500 cycles.

4.The main structure is European ring reinforcement jacket structure, programmable controller PLC, color touch screen.

5.With aseptic clothing, utensils, rubber, liquid, medium, waste, custom procedures such as sterilization procedures and BD test, vacuum leak test and other test procedures.

6.Built-in micro needle printer, equipped with paperless recorder.

7.Intelligent maintenance system: optional remote monitoring and maintenance module; Water saving noise reduction system is optional.

8.Pipeline system: sanitary pipeline, clamp connection, automatic pipe welding machine welding, direct-connected water ring vacuum pump.

9.Automatic drainage device, optional jacket automatic control drainage device, the inner chamber are installed automatic control drainage device, automatic detection jacket and inner chamber temperature pressure automatic drainage, to ensure the saturation of steam.

10.With drainage temperature automatic adjustment system, drainage temperature ≤55°C.

11.Air filter: the filtration accuracy is <0.22 microns, the bactericidal rate of 99.97%.

Specification

Model	ST-BVB150PV	ST-BVB250PV	ST-BVB300PV	ST-BVB360PV	ST-BVB450PV	ST-BVB600PV	ST-BVB800PV
Capacity (L)	150	250	300	360	450	600	800
Interior design pressure	-0.1~03MPa						
Jacket design pressure	0.3MPa						
Design temperature	150℃						
Max working temperature	139℃						
Max working pressure	0.25MPa						
Vacuum leakage rate	≤0.13KPa/min						
Final vacuum	-96KPa						
Inner chamber opening pressure	0.28MPa						
Jacket safety valve opening pressure	0.28MPa						
Sterilization temperature control precision	0-2℃						
Temperature uniformity	±0.5℃						
Positive pressure pulsation	1~3						
Inner tank size (WxHxD)(mm)	450x450x750	550x550x850	550x550x1000	610x610x1000	650x700x1000	650x700x1320	650x700x1750
Overall dimension (LxWxH)(mm)	1050x1200x1750	1150x1300x1800	1300x1300x1800	1300x1350x1900	1300x1360x1950	1620x1360x1950	2050x1360x1950
Weight(kg)	550	850	850	950	1050	1150	1350
Gas consumption(Kg/c)	12	18	18	22	30	36	45
Power Supply	380V,50HZ	380V,50HZ	380V,50HZ	380V,50HZ	380V,50HZ	380V,50HZ	380V,50HZ
Consumption	2KW+(12KW)	2KW+(24KW)	2KW+(24KW)	2KW+(30KW)	2KW+(30KW)	2KW+(48KW)	2KW+(48KW)

Horizontal Pulse Vacuum sterilizer

Sliding door





Internal Structure



Internal Structure



Internal Structure



Pressure gauge



Pump

Description

ST-BVH series pulsating vacuum sterilizer uses saturated steam as the medium, through pulsating vacuum, efficient killing of microorganisms and their spores, is the most effective physical sterilization method. Pulsating vacuum exhaust is adopted to eliminate the influence of cold air on temperature, and finally sterilization is achieved through vacuum dehumidification combined with jacket drying. Suitable for pharmaceutical biological engineering, medical health, laboratory animals and other fields, the high requirements of sterilization of equipment, aseptic clothing, rubber stopper, aluminum cap, raw materials, filters, media and other items.

Advantage

1.Translation door, with anti-pinch hand function.

2.Double-door channel type, with pressure safety interlock, liquid program with temperature door safety interlock.

3. Automatic sealing ring, sealing effect is good, the service life is up to 1500 cycles.

4. The main structure is European ring reinforcement jacket structure, programmable controller PLC, color touch screen.

5.With aseptic clothing, utensils, rubber, liquid, medium, waste, custom procedures such as sterilization procedures and BD test, vacuum leak test and other test procedures

6. Built-in micro needle printer, equipped with paperless recorder.

7.Intelligent maintenance system: optional remote monitoring and maintenance module; Water saving noise reduction system is optional

8.Pipeline system: sanitary pipeline, clamp connection, automatic pipe welding machine welding, direct-connected water ring vacuum pump.

9.Automatic drainage device, optional jacket automatic control drainage device, the inner chamber are installed automatic control drainage device, automatic detection jacket and inner chamber temperature pressure automatic drainage, to ensure the saturation of steam.

10.With drainage temperature automatic adjustment system, drainage temperature ≤55°C.

11.Air filter: the filtration accuracy is <0.22 microns, the bactericidal rate of 99.97%.

Specification

Model	ST-BVH1200PV	ST-BVH1500PV	ST-BVH2000PV	ST-BVH2500PV	ST-BVH3000PV	ST-BVH6000PV	ST-BVH6700PV	ST-BVH13600PV
Capacity(L)	1200	1500	2000	2500	3000	6000	6700	13600
Interior design pressure	-0.1~03MPa							
Jacket design pressure	0.3MPa							
Design temperature	150℃							
Max working temperature	139℃							
Max working pressure	0.25MPa							
Vacuum leakage rate	≤0.13KPa/min							
Final vacuum	-96KPa							
Inner chamber opening pressure	0.28MPa							
Jacket safety valve opening pressure	0.28MPa							
Sterilization temperature control precision	0-2℃							
Temperature uniformity	±0.5℃							
Positive pressure pulsation	1~3							
Inner tank size(WxHxD)(mm)	680x1180x1500	680x1180x1800	900x1380x1620	900x1380x2020	900x1380x2400	900x1380x4800	1250x1380x3910	1250x1380x7850
Overall dimension (LxWxH)(mm)	2007x2710x2173	2357x2110x2713	1950x2750x2200	2300x2750x2200	2700x2750x2200	5400x2750x2200	5400x3200x2200	8500x3200x2200
Weight(kg)	2300	2450	3000	3600	3800	6600	7000	11000
Gas consumption(Kg/c)	65	80	100	120	150	320	350	620
Water consumption(Kg/c)	600	750	900	1100	1300	2400	2600	4800
Power Supply	380V,50HZ	380V,50HZ	380V,50HZ	380V,50HZ	380V,50HZ	380V,50HZ	380V,50HZ	380V,50HZ
Consumption	3.5kw+(73kw)	3.5kw+(90kw)	4.5kw	6kw	8kw	12kw	12kw	24kw

Dry heat sterilizer

Application

suitable for dry heat sterilization on the door Pharmaceutical vials, ampoules, aluminum cap, metal and glass parts Sterile pyrogen removing and drying sterilization of solid materials.



Description

Under the action of the circulating fan, heating tube, and dehumidifying fan, the dry heat sterilizer rapidly heats up. At the same time, clean and dry air enters the sterilization chamber through a high-efficiency filter, absorbing moisture from the surface of the materials. The absorbed moisture evaporates and is discharged through the circulating channel. The dry air circulates in a directed manner under the action of the fan. As the water vapor gradually decreases, fresh filtered air is intermittently replenished. The chamber is maintained at a slightly negative pressure, and the temperature in the sterilization chamber reaches the set value. It is kept at the set temperature for insulation circulation, achieving sterilization of the sterilized items.

Specification

Model	ST-DH360	ST-DH450	ST-DH650	ST-DH800	ST-DH1000	ST-DH1200	ST-DH2000
Chamber Material	304/316L						
Capacity(L)	360	450	650	800	1000	1200	2000
Power Supply	18kVA	20kVA	21kVA	24kVA	27kVA	27kVA	36kVA
Sterilizer Temperature	RT~300℃						
Noise	≤85dB						
Cleanliness Grade	CLass 100						
Cooling method	Air Cooling/Water Cooling						

General evaporator



Description

A steam generator is a device that converts electrical energy into thermal energy to produce steam. It heats water in a sealed container using electric heating elements to generate high-pressure steam, which is then supplied to steam-using equipment. The evaporator consists of a main body, electrical control system, water inlet pump, electric heating elements, liquid level controller, pipeline system, and other components. It has various automatic control functions and advantages such as small size, no pollution, simple operation, and safety and reliability.

Specification

Model	ZFQ-G54	ZFQ-G60	ZFQ-G72	ZFQ-G90	ZFQ-G120
Material	Q245R/304				
Capacity(L)	28L	28L	42L	48L	49
Power Supply	54kVA	60kVA	72kVA	90kVA	120kVA
Pressure	0.8				
Water supply method	Automatic water inlet				
Heating method	Electric heating				
Control method	Automatic control				

BAWERS MEDICAL EQUIPMENT

Ethylene oxide sterilizer



Application

It is mainly used for various types of endoscopy, cotton, silicone, rubber, catheter wires and various medical consumables, and will not corrode or damage the equipment.

Items that cannot be sterilized with ethylene oxide: liquids, aluminum-plastic packaging.

Description

The ST-EO series ethylene oxide sterilizer has the characteristics of sophisticated design and exquisite workmanship. It is mainly composed of a microcomputer control system, a residual gas treatment device, a sterilization studio and other parts. The principle is to rely on the ethylene oxide gas to circulate within a certain range. The sterilization effect is achieved under humidity pressure. Ethylene oxide gas directly destroys microbial proteins, prevents their metabolism, and can kill stubborn Bacillus.

Advantage

1. Ethylene oxide sterilizer is the most effective gas sterilization method currently known. It does no damage to items and the environment is not polluted.

2.Ethylene oxide is a colorless liquid at low temperatures with strong penetrating power. It can sterilize items at low temperatures with good sterilization effect.

3.The rectangular sterilization chamber design makes it easier to load more instruments at one time and increases the use space of the sterilization chamber.

4.The sterilization chamber uses electric heating technology to make the temperature of the sterilization chamber more uniform and the sterilization effect is stable and reliable.

5.It adopts a highly intelligent control processor and can be started with one button. It is easy to operate and can be used immediately after plugging in the power supply.

6.The disk capacity is ≥8G and can store and record sterilization data and related information for ≥1 million times.

Specification

Model	ST-EO3000	ST-EO6000	ST-EO10000	ST-EO20000
Chamber Size(W*D*H)	2220*960*1420	3350*1200*1500	5600*1200*1500	5900*1700*2000
External Size(W*D*H)	2400*1705*2200	3550*1900*2260	5850*1900*2260	6200*4300*3000
Consumption	14KVA	29KVA	35KVA	60KVA

H_2O_2 serious Hydrogen peroxide steam sterillzer(Customized type)





Application

Hydrogen peroxide vapor sterilizer (VHP) takes advantage of the fact that the gas state of hydrogen peroxide at room temperature is more capable of killing spores than the liquid state. It generates free hydroxyl groups and is used to attack cellular components, including lipids, Protein and DNA tissue, etc., meet the requirements of complete sterilization. It is a specially designed and manufactured special equipment that can be used for sterilization of closed spaces such as isolation type and isolator. It has broad-spectrum bactericidal effect and is suitable for sterilizing fungi, bacteria, viruses and spores. Compared with traditional sterilization technology, it is pollution-free, has better material compatibility, and is easy to use and verify. It can be widely used in pharmaceutical factories, laboratories and scientific research institutes.

Description

The hydrogen peroxide steam sterilizer is equipped with a vacuum system and a hydrogen peroxide steam generator. A specially configured hydrogen peroxide solution is injected into the evaporator, and the hydrogen peroxide is injected into the sterilization chamber under low temperature and vacuum conditions. The steam is maintained for a corresponding period of time to allow the active substances to chemically react with the proteins and nucleic acids in the microorganisms, destroying the microorganisms and disturbing the survival functions of the microorganisms, and then uses H_2O_2 as the medium to act on the microbial cells to further kill the microorganisms. The sterilizing agent generally uses a food-grade hydrogen peroxide solution of a certain concentration, which has no toxic substance residues, does not require drainage or ventilation, does no harm to the operator's body, and does not pollute the environment.

Ethylene Oxide Sterilizer

CE



ST-EO80/120/220/330



ST-EO120I/220I

Advantage

1. Fully automatic control system, one click start to end, complete the entire process automatically
2. The display screen displays temperature, humidity, pressure, disinfection time, residual gas treatment time, and frequency
3. Built in sensor, automatically detects temperature, humidity, and pressure inside the cavity
4. The 5052 aluminum material sealing door has a pressure resistance of 200Kpa, and there is no leakage of ethylene oxide gas.
5. Residual gas treatment device filter for particle diameter ≥ 0.2 μm The filtration rate of m is not less than 99.5%

Specification

Model	ST-EO80	ST-EO120	ST-EO220	ST-EO330	ST-EO120I	ST-EO220I
Capacity	67 L	103 L	196 L	294L	126L	192L
Sterilizing Temp.	36-55℃					
Product form	Manual door vertical					
Heating method	Electric heating					
Display	5” LCD Touch Screen				7” LCD Touch Screen	
Controller	PLC					
Sterilizing Time	Adjustable 0-99 hour					
Sterilizer Pressure	-60kpa					
Sterilization Method	Low temperature, 100% Pure EO gas sterilization					
Safety Protection	Temperature and Pressure protection					
Tray	2 stainless net steel					
Printer	Built-in Thermal mini-printer					
USB port	Yes					
Internal Material	SS304 Stainless Steel				5052 Aluminium, has better thermal conductivity than stainless steel	
External Material	Carbon steel					
Vacuum system	High-performance, low-noise, oil-free vacuum pump					
Humidity system	Use saturated steam to humidify the sterilization chamber, and the air humidity is more uniform					
Timing system	EO gas diffusion time and residual EO aeration timing settable					
Pre-set	Standard Sterilization Mode and Residual Washing					
Power Supply	220V, 50Hz					
Consumption	2.6KW	3.0KW	3.3KW	3.6KW	3.0KW	3.6KW
Internal Size	585*275*422mm	585*375*472mm	705*505*552mm	760*545*712mm	700*450*400mm	820*510*460mm
External Size	795*615*1140mm	795*615*1140mm	968*800*1240mm	968*800*1400mm	976*790*1715mm	976*790*1715mm
Net Weight	124kg	147kg	207kg	227kg	227kg	247kg
Package Size	970*770*1310mm	940*750*1310mm	1120*920*1400mm	1020*930*1530mm	1130*920*186 0mm	1130*920*1860 mm
Gross Weight	150kg	177kg	237kg	277kg	274kg	297kg

Application

Materials that can be sterilized include hysteroscopes, laparoscopes, laryngoscopes, probes, rigid endoscopes, flexible endoscopes, ophthalmic lenses, fiber optic intracranial sensors, cryotherapy probes, prostatectomy devices, esophageal dilators, electrocautery equipment, defibrillation motors, laser heads, metals, glass, silicone, rubber, traditional Chinese medicine, Western medicine, human implants, etc

Description

Ethylene oxide sterilization is currently the most effective gas sterilization method known. It has the advantages of broad-spectrum sterilization, strong penetration, no damage to items, no pollution to the environment, reliable chemical and biological testing methods, and easy storage of sterilized items. It is an essential low-temperature sterilization equipment for hospitals.

BAWEES MEDICAL EQUIPMENT

Pre-vacuum pressure Steam Sterilizer Consumables

Biological indicator

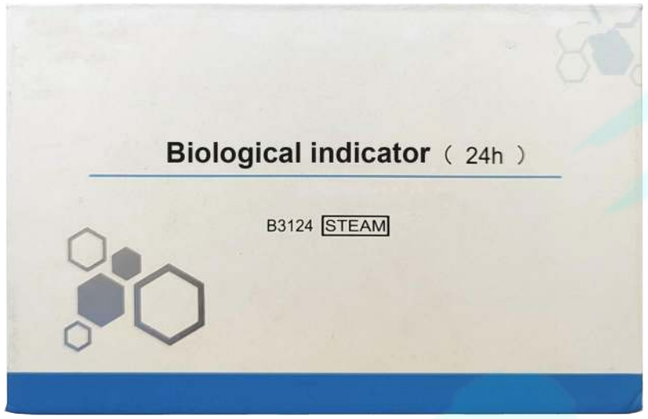

Advantage

This product is composed of spores of Bacillus stearothermophilus (ATCC7953) and culture medium. according to

The color change of the biological indicator culture medium reflects the survival of the spores of Bacillus stearothermoris, thereby judging

Check whether pressure steam sterilization is qualified.

Chemical indicator



Advantage

This product is specially designed for pressure steam sterilization chemical indicator card, long structure, indicator card surface with chemical indicator chemical change, accompanied by a color change, from light yellow to brown or black. The depth of its color is closely related to the humidity, temperature and duration of the steam. If the indicator card color does not change or the color is lighter than the standard color, the surface has not reached the specified sterilization temperature and time.

Chemical indicating tape



Advantage

The color of the indicating ink on the tape changes after disinfection and sterilization, so as to determine whether the item has been sterilized, and intuitively and conveniently reflect the sterilization status of the item.

Method of use

Cut off an appropriate length of indicator tape and paste it on the seal or surface of the item to be sterilized, and then place it in the sterilizer. After sterilization, the twill on the indicator tape indicates the color change of the mark, which can determine that the sterilization package has been sterilized.

Paper-plastic wrapping



Advantage

This product is a special sealing tape under the pressure steam sterilization method. No special chemical indicator is printed on the surface of the sealing tape, which cannot indicate whether the sterilization package has been sterilized.

Pre-vacuum pressure Steam Sterilizer Consumables

BD test standard test package

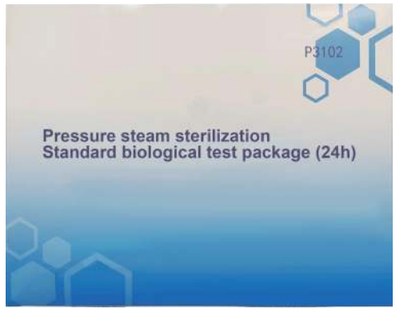

Advantage

The indication label on the outside of the test kit is also printed with steam sensitive indication ink. After the steam is extinguished, the yellow ink turns to black, indicating that the test kit has been used. Test for testing the air exclusion effect of a pre-vacuum pressure steam sterilizer.

Sterilization Chemical instruction card (crawling type)

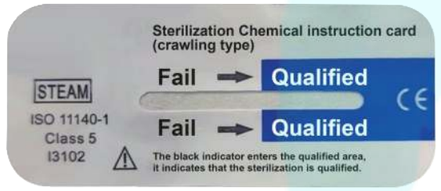

Advantage

This product is specially designed for pressure steam sterilization chemical indicator card, long structure, indicator card surface with chemical indicator chemical change, accompanied by a color change, from light yellow to brown or black. The depth of its color is closely related to the humidity, temperature and duration of the steam. If the indicator card color does not change or the color is lighter than the standard color, the surface has not reached the specified sterilization temperature and time.

Chemical indictor label



Advantage

This product is a special chemical indication label for pressure steam sterilization. The special chemical indicator color block printed on the surface of the label, under the action of moisture and heat of saturated steam, the indicator color block has a chemical reaction and produces a color change, so as to judge whether the indicated item is pure

Sterilized treatment. It is suitable for the monitoring of pressure steam sterilization process under saturated steam conditions of 121 ℃/20min, 134 ℃/4min and 132℃/4min.

Pre-vacuum pressure Steam Sterilizer Consumables

Method of use

Attach the chemical indication label to the surface of the package to be sterilized. After sterilization, remove the package and observe the indicator label: if the color of the chemical indicator block of the indicator label is from yellow to a contrasting color or darker than the contrasting color, it indicates that the sterilization package has been sterilized.

Medical bag



Advantage

This product is completely made of safe polypropylene fiber, which is a disposable medical products final sterilization packaging material formed by one layer of antibacterial layer and two layers of anti-stretch layer. It has the characteristics of anti-bacteria, anti-static, anti-tension, etc., suitable for packaging medical supplies sterilization, can be used for packaging medical equipment for pressure steam sterilization, ethylene oxide sterilization, low temperature formaldehyde or hydrogen peroxide low temperature plasma sterilization.

Method of use

Put the sterilized items into the roll bag, the length of the sterilized items should be suitable for the sterilization bag sealing, otherwise the sterilization bag may burst; Abnormity and sharp objects should be placed correctly to ensure safety; Seal the mouth of the sterilization bag with sealing equipment, indicating the sterilization time, use and other information; Items are properly placed in the sterilizer to sterilize. When using the instrument, open the sterilizing bag and remove the items in the direction indicated by stripping.

Medical sterilization packaging non-woven fabric



Advantage

It is suitable for sterilization of packaged medical devices by pressure steam, ethylene oxide, hydrogen peroxide low temperature plasma and low temperature steam formaldehyde.

Method of use

The sterilized items are divided into 2 layers by the closed packaging method (repeated folding can form a long curved path to prevent microorganisms from "easily" entering the sterilization package), and then the interface can be pasted with an indication label or packaging tape.

Low Temperature Steam Formaldehyde Sterilizer

Chemical indicator card

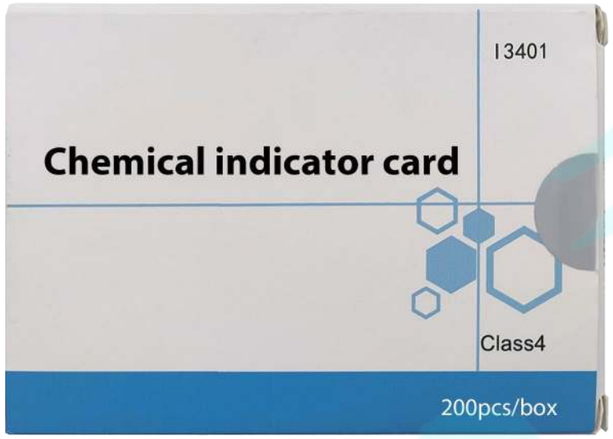

Advantage

This product is a special chemical indicator card for low temperature steam formaldehyde sterilization. The special chemical indicator color block printed on the surface of the indicator card is used to conduct biochemical reactions under the conditions of 2% formaldehyde content, 60℃ temperature and 30min action time and 2% formaldehyde content, 78℃ temperature and 10min action time during low temperature steam formaldehyde sterilization

Produce a color change.

Method of use

Place the chemical indicator card in the center of the package to be sterilized. After sterilization, open the package and take out the indicator card for observation: if the color of the chemical indicator block of the indicator card reaches or is lighter than the contrast color, it indicates that the sterilization package center has been completely sterilized; If the color of the indicated color block does not change or the color is darker than the contrast color, it indicates that the specified sterilization conditions have not been met. The color change reaction of the indicator block is irreversible, and the indicator card after the reaction can be stored as a record at room temperature

Biological indicator

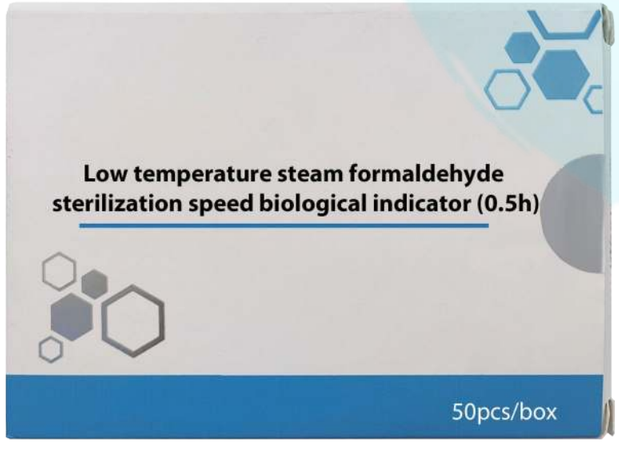

Method of use

1. Put the biological indicator into the low-temperature steam formaldehyde sterilization bag and seal it, place the bag in the most difficult sterilization position in the sterilizer, and run the sterilization procedure.

2. After sterilization, take out the biological indicators in the packaging bag. After confirming that the color of the chemical indicator on the label on the biological indicator changed from red to yellow, the biological indicator was cooled to room temperature, and the ampoule inside the biological indicator was broken with a clamp so that the bacteria pieces were fully in contact with the medium.

3. Culture in an incubator at 56℃-58℃. At the same time, another batch of unsterilized biological indicator with the same batch number was broken in ampoules and cultured under the same conditions as positive control.

4. After 24 hours of culture, observe the color of the medium to confirm the sterilization effect. Remove the label from the biometric indicator bottle and store it as a record.

Qualification criteria: After 24 hours of culture, the color of the medium remains blue and purple.

Chemical indicating tape



Advantage

This product is a special chemical indicating tape for low temperature steam formaldehyde sterilization. The special chemical indicator color block printed on the surface of the indicator label can produce biochemical reactions and color changes under the conditions of 2% formaldehyde content, 60℃ temperature and 30min action time and 2% formaldehyde content, 78℃ temperature and 10min action time during steam formaldehyde sterilization at low temperature.

Method of use

Cut off the appropriate length of chemical indicator tape and apply to the surface of the package to be sterilized. After sterilization, remove the package and observe the indicator tape: if the chemical indicator color block of the indicator tape changes from red to green, it indicates that the sterilized package has been sterilized; If the color of the indicated color block does not change or the discoloration is not obvious, it indicates that the package has not been sterilized or has not met the specified sterilization conditions. The color change reaction of the indicator block is irreversible, and the indicator tape after the reaction can be stored as a record at room temperature.

Point of note

1. This product can not be used as a determination of sterilization effect, only indicates whether the item has been sterilized.

2. Do not contact with acidic, alkaline and oxidizing substances, moisture-proof (relative humidity is less than 60%).

3. Avoid light (ultraviolet lamps, fluorescent lamps and sunlight), and store in a dry and ventilated place. Store in light and cool place (below 25℃).

Low Temperature Steam Formaldehyde Sterilizer

Medical bag



Advantage

This product is a special packing bag for low temperature steam formaldehyde sterilization. The packaging bag is made of medical dialysis paper and high temperature film. Special chemical indicator color blocks are printed on the surface of the medical dialysis paper of the packaging bag. When sterilized by steam formaldehyde at low temperature, the biochemical reaction and color change are produced under the conditions of 2% formaldehyde content, 60℃, action time 30min and 2% formaldehyde content, 78℃, action time 10min. According to the color change, distinguish whether the item has been sterilized.

Method of use

According to the volume of the items to be sterilized, cut out the appropriate length of the packaging bag, put into the sterilized items, and then seal the two ends of the sealing machine (sealing temperature is 180'C-200'C), put the packaging bag into the sterilizer for sterilization. After sterilization, take out the packaging bag and observe the discoloration of the chemical indicator color block on the surface of the medical dialysis paper. If the color of the indicator color block changes (from red to yellow after sterilization by low temperature steam formaldehyde), it indicates that the packaging bag has been sterilized by low temperature steam formaldehyde.

Point of note

1. The minimum package length used must contain at least one color-changing block.

2. If the seal is not good or damaged after sterilization, sterilized items should not be used.

3. Do not contact with acidic, alkaline and chlorinated substances, moisture-proof (relative humidity is less than 60%).

4. Avoid light (ultraviolet lamps, fluorescent lamps and sunlight), sealed in a dry and ventilated place. 5. One-time use, do not reuse.

Chemical indicator label

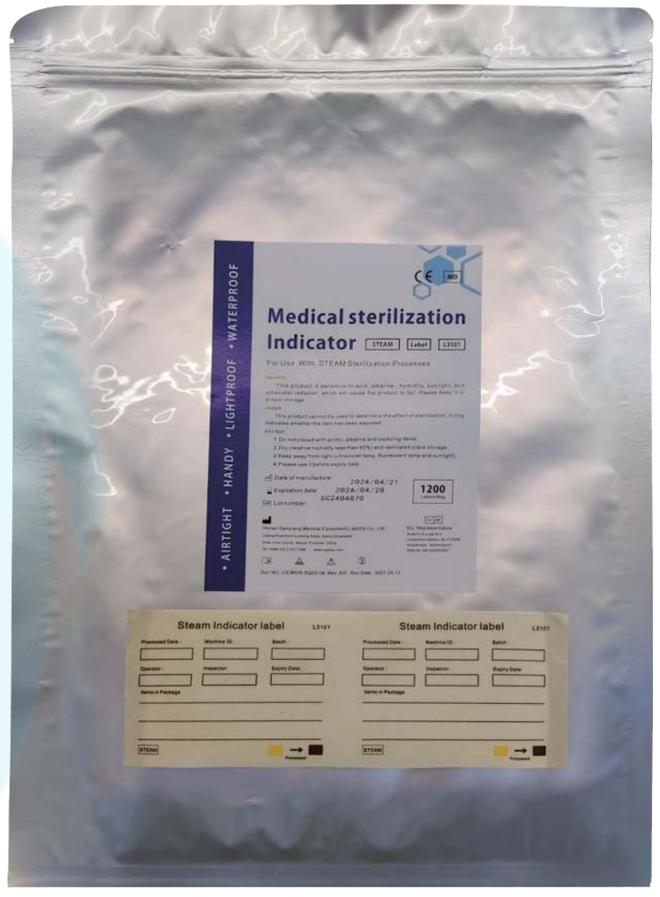

Advantage

This product is a special chemical indication label for low temperature steam formaldehyde sterilization. The special chemical indicator color block printed on the surface of the indicator label will produce biochemical reactions and color changes when the formaldehyde content is 2%, the temperature is 60℃, the action time is 30min, and the formaldehyde content is 2%, the temperature is 78℃, the action time is 10min.

Method of use

Attach the chemical indicator label to the surface of the package to be sterilized. After sterilization, remove the package and observe the indicator label: If the chemical indicator color block of the indicator label changes from red to a contrasting color (yellow) or lighter than the contrast color, it indicates that the sterilized package has been sterilized; If the color of the indicated color block does not change or the color is darker than the contrast color (yellow), it indicates that the package has not been sterilized or has not met the specified conditions for sterilization. The color change reaction of the indicator block is irreversible, and the indicator label after the reaction can be stored as a record at room temperature

Low Temperature Steam Formaldehyde Sterilizer

Hydrogen Peroxide Low Temperature Plasma Sterilizer Consumables

Microbicide(H2O2)



Advantage

This product uses hydrogen peroxide as the main component of sterilization solution, hydrogen peroxide content is 60%±3%, can kill bacterial spores.

Point of note

1. The sterilizer in the liquid storage tank must be cleaned and replaced regularly.

2. Should be stored in a well-ventilated, dry and cool environment.

3. If the sterilizer comes into contact with eyes and skin, rinse immediately with plenty of water. If the symptoms are serious, seek medical attention.

4. The sterilizer and other consumables need to be stored separately to prevent the possible impact of the sterilizer on other consumables.

Biological indicator

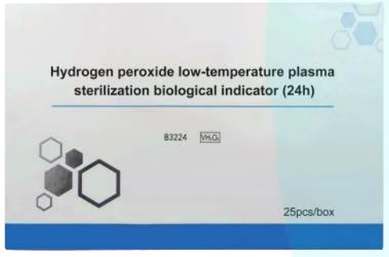

Advantage

This product uses the thermophilic fatty Bacillus (ATCC7953) as the indicator bacteria, according to the color change after culture to judge the hydrogen peroxide low temperature plasma sterilization is qualified.

Application

It is used to monitor the sterilization effect of low temperature plasma hydrogen peroxide sterilizer.

Medical bag



Advantage

Use when sterilized articles are sterilized by sterilizer.

Method of use

Put the sterilized items into the roll bag, the length of the sterilized items should be suitable for the sterilization bag sealing, otherwise the sterilization bag may burst; Abnormity and sharp objects should be placed correctly to ensure safety; Seal the mouth of the sterilization bag with sealing equipment, indicating the sterilization time, use and other information; Items are properly placed in the sterilizer to sterilize. When using the instrument, open the sterilizing bag and remove the items in the direction indicated by stripping.

Chemical indictor label



Advantage

This product is a special chemical indication label for hydrogen peroxide low temperature plasma sterilization. A special chemical indicator printed on the surface of the indicator card, under the action of plasma vaporization, the indicator chemical reaction and color change, in order to determine whether the indicated item has been sterilized.

Chemical indicator card

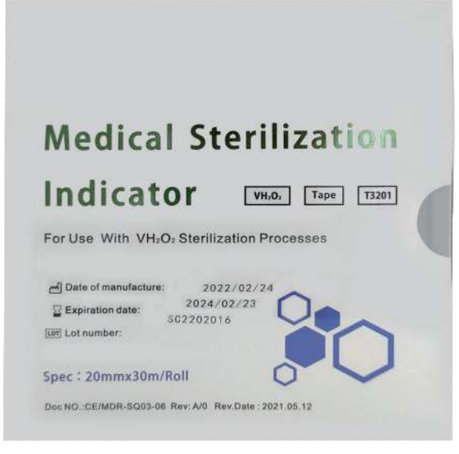

Hydrogen Peroxide Low Temperature Plasma Sterilizer Consumables

Hydrogen Peroxide Low Temperature Plasma Sterilizer Consumables

Advantage

Instructions for low temperature plasma sterilization processes. Quickly and intuitively reflect whether the sterilized item has been sterilized. After use, it can be used as a sterilization record for preservation.

Method of use

1. Place the indicator card and the sterilized object in the packing bag.

2.try to avoid the device completely covered on the card.

3.After sterilization, observe the indicator card and compare the indicator color on the card to judge the sterilization situation.

Method of use

1.Away from acids, alkalis and oxidizing substances exist in the environment.

2. Avoid light and store in a cool place (below 25℃).

3. Take out the required number of roots and tighten the lid.

Chemical indicating tape



Advantage

The indicating ink on the tape changes color after disinfection and sterilization, and determines whether the item has been sterilized, and intuitively and conveniently reflects the sterilization status of the item.

Method of use

Cut off an appropriate length of indicator tape and paste it on the seal or surface of the item to be sterilized, and then place it in the sterilizer. After sterilization, the twill on the indicator tape indicates the color change of the mark, which can determine that the sterilization package has been sterilized.

Hydrogen Peroxide Low Temperature Plasma Sterilizer Consumables

Seal test card

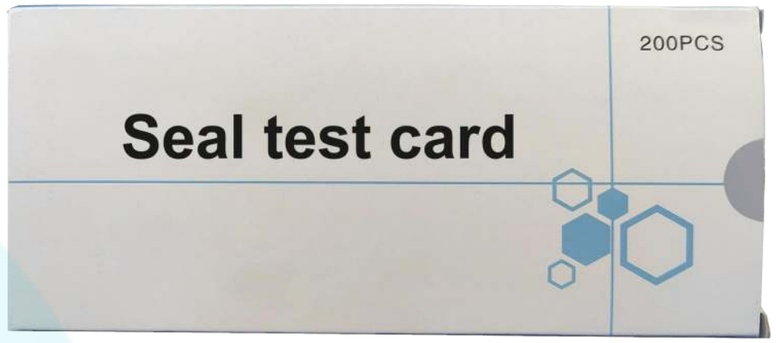

Advantage

Suitable for low temperature paper plastic bag packaging for continuous sealing machine.

Method of use

Take out the test card, check whether it is complete, make sure that there is no wrinkles and no pollution. After filling in the information parameters on the test card one by one, place the test card between the transparent surface of the paper bag and the paper surface into the sealing machine for sealing test. The black side is in contact with the plastic surface. The test temperature is set to the daily use temperature, and the sealing speed is set according to the actual condition of the device.

Medical sterilization Non-woven fabric



Advantage

This product is a medical sterilization packaging material formed by a layer of melt-blown layer and two layers of anti-stick layer. In the standard state, the storage time of the items packaged by this product after sterilization can be up to 6 months. It has the characteristics of resistance to bacteria, waterproof, strong permeability, high tensile strength and so on.

Method of use

Cut off an appropriate length of indicator tape and paste it on the seal or surface of the item to be sterilized, and then place it in the sterilizer. After sterilization, the twill on the indicator tape indicates the color change of the mark, which can determine that the sterilization package has been sterilized.

Application

It is suitable for sterilization of packaged medical devices by pressure steam, ethylene oxide, hydrogen peroxide low temperature plasma and low temperature steam formaldehyde.

Peracetic Acid Low Temperature Sterilizer

Chemical indicator

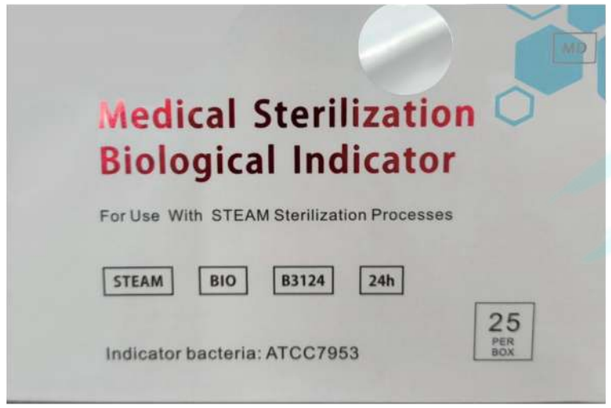

Advantage

This product is a special chemical indicator card for peracetic acid low temperature sterilization.

There are special chemical indicator color blocks printed on the surface of the indicator card, which undergo chemical reactions and produce color changes during low temperature sterilization with peracetic acid.

Method of use

Place the chemical indicator card in the center of the package to be sterilized. After sterilization, open the package and take out the indicator card for observation: if the color of the chemical indicator block of the indicator card reaches or is lighter than the contrast color, it indicates that the sterilization package center has been completely sterilized; If the color of the indicated color block does not change or the color is darker than the contrast color, it indicates that the specified sterilization conditions have not been met. The color change reaction of the indicator block is irreversible, and the indicator card after the reaction can be stored as a record at room temperature.

Biological indicator

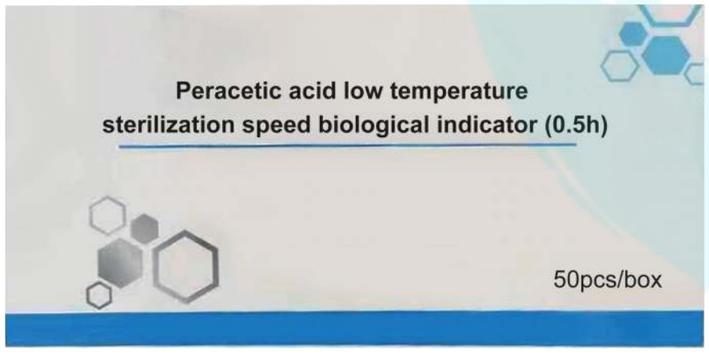

Advantage

It is suitable for monitoring the sterilization effect of peracetic acid low temperature sterilizer.

Method of use

1, according to the requirements, put this product into the peracetic acid low-temperature sterilization bag, put the bag in the most difficult position in the sterilizer, and run the sterilization procedure.

Peracetic Acid Low Temperature Sterilizer

2. After sterilization, take out the biological indicators in the packaging bag. After confirming that the color of the chemical indicator on the label changed from blue to red, the biological indicator was cooled to room temperature, the indicator cap was pressed down to close the side air holes of the cap, and the plastic tube of the indicator was squeezed with the special slot on the reader to break the ampoule inside the plastic tube. After confirming that the bacteria flakes were fully in contact with the medium, the ampoule was inserted into the quick reader for culture.

3. At the same time, another unsterilized biological indicator with the same batch number was extruded according to the previous method to break the ampoule, and cultured under the same conditions as the positive control.

4. For the biological indicator for culture detection, the medium ampoule was put into the reader for culture within 2 minutes after breaking.

5. The detection time of this product in the fast reader is 0.5 hours. If the color change of the recovery medium needs to be observed, it needs to be cultured in the incubator for 24 hours.

Chemical indicating tape



Advantage

This product is a special chemical indicator tape for peracetic acid low temperature sterilization. The special chemical indicator printed on the surface of the tape will undergo a chemical reaction and produce a color change during low temperature sterilization with peracetic acid.

Method of use

Remove the appropriate length of chemical indicator tape and paste it on the surface of the package to be sterilized. After sterilization, remove the package and observe the indicator tape: If the chemical indicator color block of the tape changes from blue to a contrasting color (red) or lighter than the contrast color, it indicates that the sterilized package has been sterilized: If the color of the indicated color block does not change or the color is darker than the contrast color (red), it indicates that the package has not been sterilized or has not met the specified conditions for sterilization. The color change reaction of the indicator block is irreversible, and the indicator label after the reaction can be stored as a record at room temperature.

Peracetic Acid Low Temperature Sterilizer

Chemical indicator label



Advantage

This product is a special chemical indication label for peracetic acid low temperature sterilization. The special chemical indicator printed on the surface of the label, which causes a chemical reaction and color change during the low temperature sterilization of peracetic acid, distinguishes whether the item has been sterilized according to the color change.

Application:It is suitable for monitoring of low temperature sterilization process of peracetic acid.

Method of use

Place the chemical indicator card in the center of the package to be sterilized. After sterilization, open the package and take out the indicator card for observation: if the color of the chemical indicator block of the indicator card reaches or is lighter than the contrast color, it indicates that the sterilization package center has been completely sterilized; If the color of the indicated color block does not change or the color is darker than the contrast color, it indicates that the specified sterilization conditions have not been met. The color change reaction of the indicator block is irreversible, and the indicator card after the reaction can be stored as a record at room temperature.

Medical bag



Peracetic Acid Low Temperature Sterilizer

Advantage

This product is a special packaging bag for peracetic acid low temperature sterilization. The bag is made of Tyvek paper and low temperature film. Special chemical indicator color blocks printed on the Tyvek paper surface of the packaging bag occur chemical reactions and produce color changes during low temperature sterilization with peracetic acid. According to the color change, distinguish whether the item has been sterilized.

Method of use

According to the volume of the items to be sterilized, cut out the appropriate length of the packaging bag, put the sterilized items into the two ends of the sealing machine to seal (sealing temperature of 120℃), put the packaging bag into the sterilizer for sterilization. After sterilization, take out the packaging bag and observe the change of the chemical indicator color block on the surface of Tyvek paper. If the color of the indicator color block changes (from blue to red after low-temperature sterilization with oxyacetic acid), it indicates that the packaging bag has been low-temperature sterilization with peroxyacetic acid.

Point of use

1. The minimum package length used must contain at least one color-changing block.
2. If the seal is not good or damaged after sterilization, sterilized items should not be used.
3. Do not contact with acidic, alkaline and chlorinated substances, moisture-proof (relative humidity is less than 60%).
4. Avoid light (ultraviolet lamps, fluorescent lamps and sunlight), sealed in a dry and ventilated place.
5. One-time use, do not reuse.

Medical automatic sealing machine



Advantage

The sealing machine can set temperature, display instant temperature, short sealing time, high sealing firmness, can print sealing date, expiration date, operator number, operation batch and other parameters, continuous work without interruption.

Ethylene oxide sterilizer consumables

EO sterilizing solution



Advantage

This product is the necessary consumables for ethylene oxide sterilization, the product is strictly prohibited from high temperature, low pressure and violent collision, 100% pure gas.

Biological indicator



Advantage

It is suitable for monitoring the sterilization effect of ethylene oxide.

Method of use

1. Place the biological indicator in the center of the standard test kit (23cmX23cmX 15cm), place the test kit above the exhaust vent in the sterilizer or at the most difficult position in the sterilizer, and run the sterilization procedure.

2. After sterilization, take out the biological indicators in the test kit. After confirming that the color of the chemical indicator block on the label of the biological indicator changes from yellow to black, let the biological indicator cool to room temperature, and crack the safety bottle inside the biological indicator with a clamp so that the bacteria can fully contact the medium.

3. Culture in an incubator at 56℃-58℃. At the same time, another unsterilized biological indicator with the same batch number was taken as a positive control and cultured under the same conditions.

4. After 24 hours of culture, observe the color of the medium to confirm the sterilization effect. Remove the label from the biometric indicator bottle and store it as a record.

Ethylene oxide sterilizer consumables

Chemical indicator



Advantage

It is suitable for monitoring the sterilization effect and sterilization operating conditions of ethylene oxide.

This product is a special chemical indicator card for ethylene oxide sterilization. The card is printed on the surface

Special chemical indicator, under the action of ethylene oxide gas, the indicator chemical reaction and produce color

Color change.

Method of use

Place the chemical indicator card in the center of the package to be sterilized. When sterilization is complete, open the package and remove it

Indicator card for observation: if the indicator card chemical indicator color block color from red to a contrasting color or

Darker than the contrast color, indicating that the sterilization package center has been completely sterilized, if the color of the indicated color block has not changed

Or the discoloration is not obvious, it indicates that the specified sterilization conditions have not been met. Indicates the discoloration reaction of the color block

Irreversible reaction, the indicator card after the reaction can be stored as a record at room temperature.

Method of use

1. This product is suitable for monitoring the sterilization effect of ethylene oxide.

2. Do not contact with acidic, alkaline and oxidizing substances, moisture-proof (relative humidity is less than 60%)

3. Avoid light (ultraviolet lamps, fluorescent lamps and sunlight), and store in a dry and ventilated place.

4. Please use within the validity period.

Ethylene oxide sterilizer consumables

Chemical indictor label



Advantage

Used for ethylene oxide sterilization monitoring, used to mark whether the sterilization package has been ethylene oxide

The process.

Method of use

The indicator label is lifted from the backing paper and attached to the package or directly to the sterilized item, and then placed in the ethylene oxide sterilization chamber. After sterilization, the label changes from red to blue.

Storage method

The storage temperature is 15-25℃, the relative humidity is not more than 50%RH, avoid light, and must not coexist with pollution or toxic chemicals.

Chemical indicating tape



Application

It is suitable for monitoring the sterilization process of ethylene oxide.

Advantage

The color of the indicating ink on the tape changes after disinfection and sterilization, so as to determine whether the item has been sterilized, and intuitively and conveniently reflect the sterilization status of the item.

Method of use

Cut off the appropriate length of chemical indicator tape and apply to the surface of the package to be sterilized. After sterilization, remove the package and observe the indicator tape: if the chemical indicator color block of the indicator tape changes from reddish-brown to green, it indicates that the sterilized package has been sterilized; If the color of the indicated color block does not change or the discoloration is not obvious, it indicates that the package has not been sterilized or has not met the specified sterilization conditions. The color change reaction of the indicator block is irreversible, and the indicator tape after the reaction can be stored as a record at room temperature.

Medical bag



Application

Use when sterilized articles are sterilized by sterilizer.

Method of use

Put the sterilized items into the roll bag, the length of the sterilized items should be suitable for the sterilization bag sealing, otherwise the sterilization bag may burst; Abnormity and sharp objects should be placed correctly to ensure safety; Seal the mouth of the sterilization bag with sealing equipment, indicating the sterilization time, use and other information; Items are properly placed in the sterilizer to sterilize. When using the instrument, open the sterilizing bag and remove the items in the direction indicated by stripping.

Advantage

This product is completely made of safe polypropylene fiber, which is a disposable medical products final sterilization packaging material formed by one layer of antibacterial layer and two layers of anti-stretch layer. It has the characteristics of anti-bacteria, anti-static, anti-tension, etc., suitable for packaging medical supplies sterilization, can be used for packaging medical equipment for pressure steam sterilization, ethylene oxide sterilization, low temperature formaldehyde or hydrogen peroxide low temperature plasma sterilization

BAWERS
MEDICAL EQUIPMENT

Top Speed Bioiogical Indicator Series Products

High speed Bioindicators for pressure steam sterilization (0.5h)

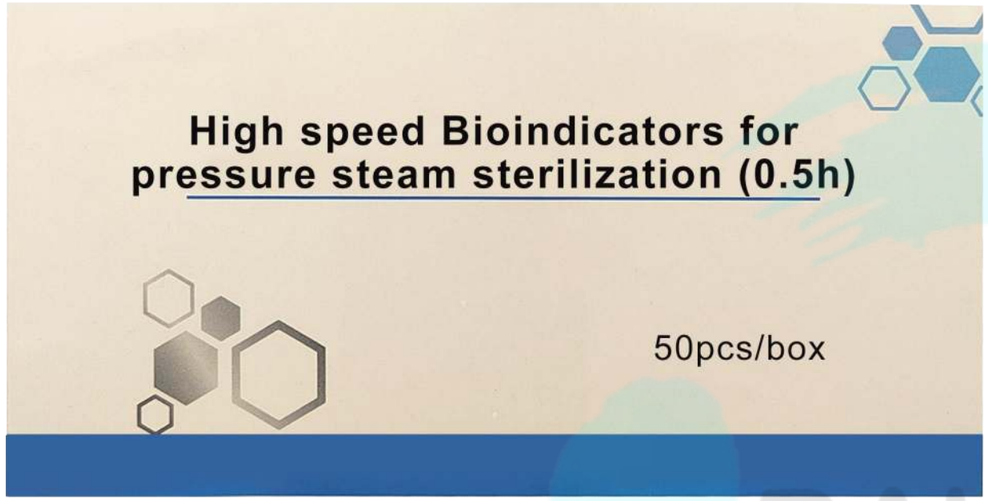

Advantage

This product is made of Bacillus thermophilus spore (ATCC7953) as indicator bacteria and consists of bacteria tablets, recovery medium (packed in ampoules) and plastic shell. By detecting the activity of A-glucosidase, the survival status of the spore of Steato-bacterium thermophilus was reflected, so as to determine whether the pressure steam sterilization was qualified. The biometric indicator can be used in conjunction with the corresponding biometric reader to read the biological monitoring results of the sterilization process within 0.5 hours.

Method of use

1. Put the product into the standard test kit or the package to be sterilized according to the requirements, place it in the most difficult position to sterilize in the pressure steam sterilizer, load it normally, and run the sterilization procedure.

2. After sterilization, remove the biological indicators. After confirming that the color of the chemical indicator on the label on the biological indicator changed from yellow to black, the indicator cap was cooled to room temperature, the indicator cap was pressed down to close the air holes on the side of the cap, the plastic tube of the indicator was squeezed with the special slot on the reader to make the ampoule inside the plastic tube broken, and the bacteria flakes were fully in contact with the medium, then inserted into the top speed reader and covered with the reader cap for culture. Wait for the reader to send the result signal corresponding to the culture hole.

3. Another unsterilized biological indicator with the same batch number was extruded according to the previous method to break the ampoule and cultured under the same conditions as the positive control.

4. For the biological indicators for culture detection, the media ampoule was placed into the reader for culture within 2 minutes after breaking.

5. The detection time of this product in the speed reader is 0.5 hours.

Result determination

Composite: For sterilized indicators, fluorescent negative (green or -)

Nonconforming: Fluorescent positive (red light or +) for sterilized indicators

The above two results are only valid if the positive control has a positive fluorescence result

Hydrogen peroxide Low temperature plasma Sterilization Bioindicator (0.5h)

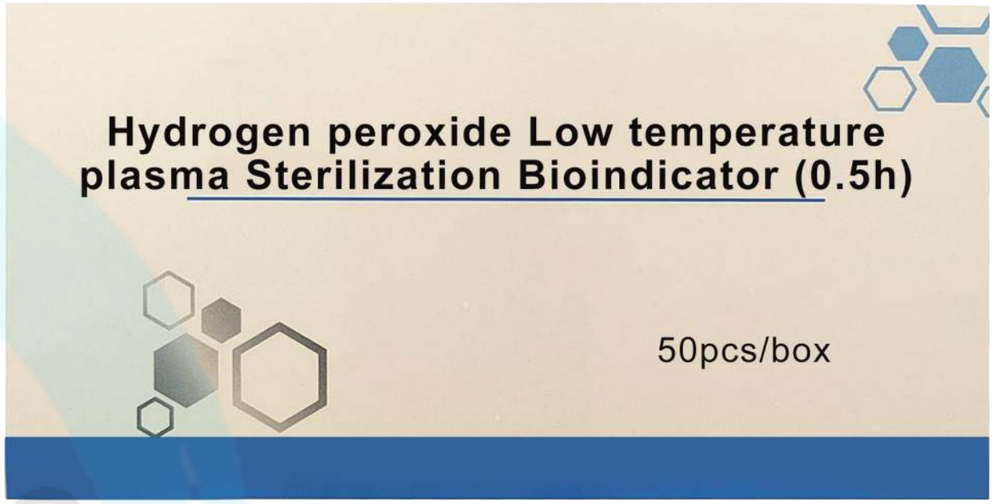

Advantage

This product is made up of Bacillus thermophilus spore (ATCC7953) as indicator bacteria and consists of bacteria tablets, recovery medium (loaded in ampoules) and plastic shell. By detecting the activity of A-glucosidase, the survival condition of Bacillus adipogenes thermophilus was reflected, so as to determine whether hydrogen peroxide low temperature plasma sterilization was qualified. The biometric indicator can be used in conjunction with the corresponding biometric reader to read the biological monitoring results of the sterilization process within 0.5 hours.

Method of use

1. Put the product into a low-temperature plasma bag according to the requirements, place the bag in the most difficult position of sterilization in the sterilizer, and run the sterilization procedure.

2. After sterilization, take out the biological indicators in the packaging bag. After confirming that the color of the chemical indicator on the label of the biological indicator changes from blue to red, let the biological indicator cool to room temperature, press down the indicator cap to close the side air vents of the cap, and read

The special slot on the device extruded the indicator plastic tube to break the ampoule inside the plastic tube, and confirmed that the bacteria pieces were fully in contact with the medium, and inserted into the speed reader for culture.

3. At the same time, another unsterilized biological indicator with the same batch number was extruded according to the previous method to break the ampoule, and cultured under the same conditions as the positive control.

4. For the biological indicators for culture detection, the media ampoule was placed into the reader for culture within 2 minutes after breaking.

5. The detection time of this product in the speed reader is 0.5 hours. If the color change of the recovery medium needs to be observed, it needs to be cultured in the incubator for 24 hours.

Result determination

Composite: For sterilized indicators, fluorescent negative (green or -)

Nonconforming: Fluorescent positive (red light or +) for sterilized indicators

The above two results are only valid if the positive control has a positive fluorescence result.

Top Speed Bioiogical Indicator Series Products

Top Speed Bioiogical Indicator Series Products

High speed biological indicator for low temperature Steam formaldehyde sterilization (0.5h)

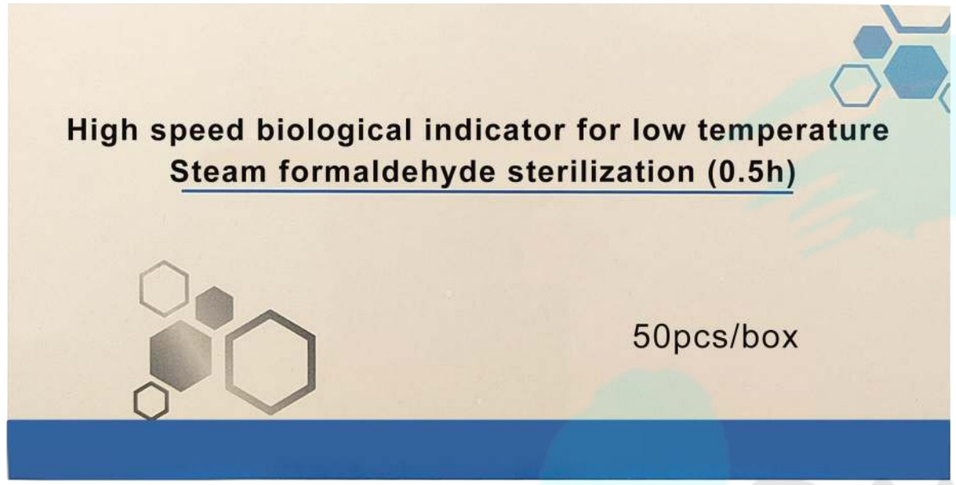

Advantage

This product is made up of Bacillus thermophilus spore (ATCC7953) as indicator bacteria and consists of bacteria tablets, recovery medium (loaded in ampoules) and plastic shell. By detecting the activity of A-glucosidase, the survival condition of Bacillus adipose thermophilus spores was reflected, so as to determine whether the low temperature steam formaldehyde sterilization was qualified. The biometric monitoring results of the sterilization process can be read within 0.5 hours when the biometric indicator is used together with the corresponding biometric reader.

Method of use

1. According to the requirements, put the product into the standard test kit or the paper plastic bag to be sterilized, place it in the most difficult position in the low-temperature steam formaldehyde sterilizer, load it normally, and run the sterilization procedure.

2. After sterilization, take out the biological indicators in the packaging bag. After it was confirmed that the color of the chemical indicator on the label of the biological indicator changed from red to yellow, the indicator cap was left to cool to room temperature, the indicator cap was pressed down to close the side air holes of the lid, the plastic tube of the indicator was squeezed with the special card slot on the reader to break the ampoule inside the plastic tube, and the bacteria sheets were fully in contact with the medium, inserted into the ultra-fast reader and closed the reader cap for culture, etc

Wait for the reader to send the result signal corresponding to the culture hole.

3. Another unsterilized biological indicator with the same batch number was extruded according to the previous method to break the ampoule and cultured under the same conditions as the positive control.

4. For the biological indicators for culture detection, the media ampoule was placed into the reader for culture within 2 minutes after breaking.

5. The detection time of this product in the speed reader is 0.5h.

Result determination

Composite: For sterilized indicators, fluorescent negative (or -)

Nonconforming: Fluorescent positive (or +) for sterilized indicators

The above two results are only valid if the positive control has a positive fluorescence result.

Peracetic acid low temperature sterilization Bioindicators (0.5h)

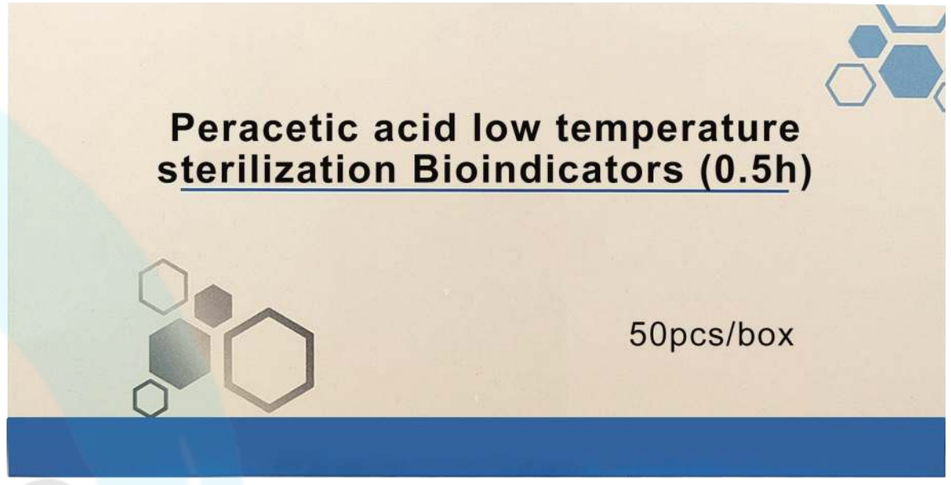

Advantage

This product is made up of Bacillus thermophilus spore (ATCC7953) as indicator bacteria and consists of bacteria tablets, recovery medium (loaded in ampoules) and plastic shell. By detecting the activity of A-glucosidase, the survival condition of Bacillus adipose thermophilus spores was reflected, so as to determine whether peracetic acid low temperature sterilization was qualified. The biometric indicator can be used in conjunction with the corresponding biometric reader to read the biological monitoring results of the sterilization process within 0.5 hours.

Method of use

1. Put the product into the peracetic acid low-temperature sterilization bag according to the requirements, place the bag in the most difficult sterilization position in the sterilizer, and run the sterilization procedure.

2. After sterilization, take out the biological indicators in the packaging bag. After it was confirmed that the color of the chemical indicator on the label changed from blue to red, the biological indicator was cooled to room temperature, the indicator cap was pressed down to close the side air holes of the cap, the plastic tube of the indicator was squeezed with the special slot on the reader to break the ampoule inside the plastic tube, and the bacteria slices were confirmed to be in full contact with the medium and inserted into the speed reader for culture.

3. At the same time, another unsterilized biological indicator with the same batch number was extruded according to the previous method to break the ampoule, and cultured under the same conditions as the positive control.

4. For the biological indicators for culture detection, the media ampoule was placed into the reader for culture within 2 minutes after breaking.

5. The detection time of this product in the speed reader is 0.5 hours. If the color change of the recovery medium needs to be observed, it needs to be cultured in the incubator for 24 hours.

Result determination

Composite: For sterilized indicators, fluorescent negative (green or -)

Nonconforming: Fluorescent positive (red light or +) for sterilized indicators

The above two results are only valid if the positive control has a positive fluorescence result.

Top Speed Bioiogical Indicator Series Products

Low-temperature Steam Formaldehyde Sterilizer



Application

Mainly used for low-temperature sterilization of heat and moisture resistant items, it can be used in operating rooms, supply rooms, endoscopy rooms, and other treatment rooms in medical institutions.

Description

The low-temperature steam formaldehyde sterilizer uses a vacuum system to create a low-pressure environment in the sterilization room. In the low-pressure environment, the formaldehyde solution is vaporized to form low-temperature formaldehyde vapor. The formaldehyde vapor is used to act on the items in the sterilization room, causing microbial proteins and genetic substances on the items to denature and cause microbial death, in order to achieve the purpose of sterilization.

Advantage

1.Loading method: A movable stainless steel basket with support rods to avoid stacking items.

2.Control system: Adopting Siemens PLC control system and friendly human-machine interaction interface, safe and reliable; One click start to finish, the entire process is automatically completed, displaying information such as temperature, pressure, sterilization time, etc. The system can be maintained and upgraded.

3.Heating system: PID temperature controller is used to control the door, inner tank, and steam generator respectively and ensure their working stability.

4.Display function: It can display temperature, pressure, time, operating mode, and alarm information.

5.Power outage memory function: reduces operating costs and risk of misoperation.

6.Steam generator: A self-developed fast evaporator that not only improves the vaporization rate of formaldehyde solution, but also enhances the sterilization effect.

7.Cleaning and drying function: With the independent addition of automatic cleaning and drying function, it greatly reduces the formaldehyde residue in the processed items while ensuring the basic requirement of not getting wet, ensuring that it is below the national standard value.

8.Automatic dosing function: Unique formaldehyde solution soft bag filling technology, automatic puncture filling, to avoid manual risks.

9.Printing function: capable of printing program name, sterilization date, sterilization pot number, sterilization start and end time, as well as pressure, temperature, stage time and other information of each stage of the sterilization process. Printing records should be kept for more than 5 years.

10.Storage function: Store sterilization data for no less than 15000 cycles, including program name, sterilization date, sterilization cycles, sterilization start and end time, as well as pressure, temperature, stage time, and end status of each stage of the sterilization process.

11.Alarm system: There is a high temperature alarm system.

12.Network connection: Equipped with a network connection port.

13.Vacuum pump: Adopting a German water ring vacuum pump with reliable quality, it not only meets the design pressure requirements of the sterilizer, but also accelerates the decomposition and absorption of formaldehyde vapor to a certain extent, with a higher safety factor.

14.Air filter: filtration accuracy ≤ 0.22 μ M;

15.Pressure sensor: The built-in pressure sensor uses high-precision sensors to automatically detect the pressure inside the cavity, ensuring that the accuracy of the pressure inside the cavity is controlled within an effective range.

16.Temperature sensor: embedded temperature sensor automatically detects the temperature inside the cavity, ensuring that the accuracy of the temperature inside the cavity is controlled within an effective range.

17.Multiple protection functions: equipped with multiple protection functions such as overvoltage, undervoltage, overtemperature, door failure, and door safety interlock device

Specification

Model	ST-FT100	ST-FT130	ST-FT150
Capacity	100L	130L	150L
Chamber Size(W*D*H)	700*430*360mm	750*450*400mm	820*645*400mm
Consumption	5.3KW		
Sterilizer Solution	2% formaldehyde, 3% alcohol, and 95% distilled water solution		
Sterilizer Solution Packaging Specification	2L		
Single cycle dosage	0.6-1.3Kg		
Operating temperature	60℃ and 76℃		
Sterilization time	2-3.5 hours		
Water consumption	3.95Kg/min		
Heating Method	Electric heating		
Anti-pressure	5pa		
Operation Height	≤160cm		
Chamber Material	5052 corrosion resistant aluminum alloy, with antioxidant treated		
Cabinet material	ABS		
Door panel material	5052 corrosion resistant aluminum alloy, with antioxidant treated, ≥10mm		
Pipe materials	SS304 stainless steel		
Insulation materials	High quality insulation cotton		
Door form	Automatic door		
Display	8 inch Touch Screen		
External Size(W*D*H)	1070*790*1770mm		
Package Size(W*D*H)	1200*900*1980mm		

Infrared Sterilizer

CE





Advantage

●Automatic parameter adjustment: Control parameters are automatically adjusted based on ambient temperature and load for optimal heating and reduced energy consumption.

●High efficiency compressor ensures stable temperature control with low power consumption.

●Large-screen LCD display provides real-time parameter monitoring, with a self-locking function for easy operation.

●Equipped with a high-quality fan and large impeller, the incubator achieves higher ventilation efficiency and improved temperature uniformity.

●Back suction and bottom vertical air supply system ensures effective circulation within the chamber.

●The shelf can be freely adjusted up and down, with a minimum spacing of 30mm, allowing for flexible sample placement.

●A built-in observation window allows for clear visibility of objects inside the chamber.

●Door handle incorporates an anti-scalding design for easy and safe operation.

●Sterilizer is equipped with a leakage protection device and a temperature control sound and light alarm system for operator and equipment safety.

Specification

Model		ST-H25A	ST-H50A	ST-H70A	ST-H100A	ST-H200A
Capacity		20L	50L	70L	100L	200L
Circulation		Forced air convection				
Temperature	Range	RT+10-250℃				
	Fluctuation	±0.5℃				
	Resolution	0.1℃				
	Uniformity	0.25℃				
	Sensor	PT100				
Controller		PID				
Display		LCD				
Timer(min)		1-9999				
Material	Internal	Stainless steel				
	External	Electro-galvanized steel with antimicrobial powder coating				
Shelves		2				
Test Hole (mm)		Optional Ø25, 50, 80				
Safety Device		Leakage protector / Over- temperature alarm				
Electricity	Power Supply	220V/50Hz				
	Consumption	500W	750W	1050W	1500W	2000W
Size(WxDxH)	Internal (mm)	300x300x270	420x350x350	400x375x470	550x350x520	600x550x570
	External (mm)	590x470x440	710x520x520	540x550x870	840x540x730	890x730x770
Shipping Size (WxDxH) (mm)		710x600x550	810x640x600	670x660x1040	970x740x880	1020x890x930
N.W./G.W. (kg)		30/45	42/55	55/75	70/86	86/100
Optional		1.Independent temperature limiting controller 2.Intelligent LCD procedure temperature controller(Optional USB,RS485/232 and printer)				

BAWERS MEDICAL EQUIPMENT

Horizontal Pressure Steam Autoclave



ST-H60/80/100



ST-H135/150/185/200/300/450

Description

Horizontal Pressure Steam Autoclave uses saturated steam as the sterilization medium,exhausts the cold air by gravity. So that the saturated steam fully penetrates the surface of the items. By utilizing high-temperature saturated steam under high pressure, it effectively kills all microorganisms and their spores, providing reliable sterilization results. It is considered one of the most effective methods among physical sterilization techniques.

It is widely used in fields such as pharmaceuticals, biotechnology, and laboratories for sterilizing items such as dressing/fabrics, medical instruments, rubber, and liquids.

Advantage

●Multi Safety Features

-Overheat protection: automatically cutting off heating with audible and visual alarming when the autoclave is overheated.

-Interlock safety: preventing from starting a cycle if door is not properly locked or from door opening if the chamber is pressurized.

-Anti-burning protection： automatically cutting off heating with audible and visual indication when the autoclave is lack of water.

-Steam pressure safety valve: automatically works when the chamber pressure exceeds the limit.

●Electrical circuit safety device for over-current and shortcut protection.

●Automatic operation of sterilization (heating, sterilization, steam discharge and drying) can be easily set and monitored by the LCD touch screen.

●Built-in steam generator prevents the media from contamination.

●Buzzer for working errors and the end of the cycle.

●Automatic atmospheric pressure adjustment for the installation and operation in plateau areas.

●Standard printer.Optional real-time record sterilization process, error and alarm information.

Horizontal Pressure Steam Autoclave

Specification

Model	ST-H60	ST-H80	ST-H100	ST-H135	ST-H150	ST-H185	ST-H200	ST-H300	ST-H450
Capacity	60L	80L	100L	135L	150L	185L	200L	300L	450L
External Size(W*D*H)	985x600x1450mm	985x600x1450mm	1200x600x1450mm	1000x710x1550mm	1330x710x1550mm	1250x710x1550mm	1320x710x1550mm	1350x900x1750mm	1750x900x1750mm
Chamber Size(Ø*H)	Φ386x500mm	Φ386x700mm	Φ386x950mm	Φ500x700mm	Φ500x780mm	Φ500x950mm	Φ500x1000mm	Φ650x950mm	Φ650x1360mm
Chamber Material	SUS304								
Sterilization Temperature	105~136 ℃								
Designed Temperature	150℃								
Max.Working Temperature	136 ℃								
Temp.Accuracy	0.1℃								
Temp. Uniformity	≤±0.5℃								
Designed Pressure	0.3Mpa								
Sterilization Pressure	0.23Mpa								
Temp. Controller	PID control by microprocessor								
Display	LCD touch screen								
Drying Function	YES								
Drying Time	15min								
Sterilization Program	●Dressings/Fabric program ●Medical instrument program ●Rubber program ●Liquid program ●DIY program								
Consumption	5.7KW	5.7KW	6KW	9.35KW	9.35KW	10.8KW	10.8KW	12KW	20KW
Power Supply	380V 50Hz	380V 50Hz	380V 50Hz	380V 50Hz	380V 50Hz	380V 50Hz	380V 50Hz	380V 50Hz	380V 50Hz
Standard Sterilization Shelf	1pcs	1pcs	1pcs	1pcs	1pcs	1pcs	1pcs	1pcs	1pcs
Standard Accessory	Printer								
Net Weight	105kg	120kg	140kg	225kg	240kg	255kg	265kg	350kg	450kg
Gross Weight	165kg	185kg	210kg	315kg	340kg	365kg	380kg	470kg	570kg
Shipping Size(W*D*H)	1280×700×1600mm	1280×700×1600mm	1450×700×1600mm	1300×850×1900mm	1400×900×1900mm	1440×930×2020mm	1440×930×2020mm	1650×1100×2120mm	2100×1100×2120mm

Horizontal Pulse Vacuum Autoclave



Description

Horizontal Pulse Vacuum Autoclave uses saturated steam as the sterilization medium. Through the pulsating vacuum method, the saturated steam fully penetrates the surface of the items. By utilizing high-temperature saturated steam under high pressure, it effectively kills all microorganisms and their spores, providing reliable sterilization results. It is considered the most effective method among physical sterilization techniques.

It is widely used in fields such as pharmaceuticals, biotechnology, and laboratories for sterilizing items such as dressing/fabrics, medical instruments, lumen instruments, rubber, and liquids.

Advantage

●Multi Safety Features

Overheat protection: automatically cutting off heating with audible and visual alarming when the autoclave is overheated.

Interlock safety: preventing from starting a cycle if door is not properly locked or from door opening if the chamber is pressurized.

Anti-burning protection： automatically cutting off heating with audible and visual indication when the autoclave is lack of water.

Steam pressure safety valve: automatically works when the chamber pressure exceeds the limit.

●Automatic operation from sterilization to drying (Pre-vacuum sequence, heating, sterilization, steam discharge and post-vacuum drying) can be easily set and monitored by LCD touch screen.

●Built-in vacuum pump provides 3-time pulsed vacuum process,extracting the air out of the medical dressing and the A degree hollow medical instrument efficiently.

●Built-in steam generator prevents the media from contamination.

●Post-vacuum drying function offers efficient drying results.

●Positive pulsing function removes the air efficiently.

●With 0.22μm air filter, blocks all microorganisms from exiting the chamber during the air removal phase.

●Standard printer.Optional real-time record sterilization process, error and alarm information.

Horizontal Pulse Vacuum Autoclave

Specification

Model	ST-H60PV	ST-H80PV	ST-H100PV	ST-H135PV	ST-H150PV	ST-H185PV	ST-H200PV	ST-H300PV	ST-H450PV
Capacity	60L	80L	100L	135L	150L	185L	200L	300L	450L
External Size(W*D*H)	985x600x1450mm	985x600x1450mm	1200x600x1450mm	1000x710x1550mm	1330x710x1550mm	1250x710x1550mm	1320x710x1550mm	1350x900x1750mm	1750x900x1750mm
Chamber Size(Ø*H)	Φ386x500mm	Φ386x700mm	Φ386x950mm	Φ500x700mm	Φ500x780mm	Φ500x950mm	Φ500x1000mm	Φ650x950mm	Φ650x1360mm
Chamber Material	SUS304								
Sterilization Temperature	105~136 ℃								
Designed Temperature	150℃								
Max.Working Temperature	136 ℃								
Temp.Accuracy	0.1℃								
Temp. Uniformity	≤±0.5℃								
Designed Pressure	-0.1/0.3Mpa								
Sterilization Pressure	0.23Mpa								
Pressure Resoluiton	0.1KPa								
Ultimate Vacuum	-0.096MPa								
Temp. Controller	PID control by microprocessor								
Display	LCD touch screen								
Drying Function	YES								
Drying Time	15min								
Sterilization Program	●Medical instrument program ●Luminal instruments ●Dressings program ●Rubber program ●Liquid program ●BD Test program ●Vacuum Test progrm ●4 pcs DIY progrm								
Consumption	5.7KW	56.6KW	6.6KW	12KW	12KW	12KW	12KW	20KW	20KW
Power Supply	380V 50Hz	380V 50Hz	380V 50Hz	380V 50Hz	380V 50Hz	380V 50Hz	380V 50Hz	380V 50Hz	380V 50Hz
Standard Sterilization Shelf	1pcs	1pcs	1pcs	1pcs	1pcs	1pcs	1pcs	1pcs	1pcs
Standard Accessory	Printer								
Net Weight	105kg	120kg	140kg	225kg	240kg	255kg	265kg	350kg	480kg
Gross Weight	165kg	185kg	210kg	315kg	340kg	355kg	380kg	470kg	570kg
Shipping Size(W*D*H)	1280×700×1600mm	1280×700×1600mm	1450×700×1600mm	1300×850×1900mm	1400×900×1900mm	1440×930×2020mm	1440×930×2020mm	1650×1100×2120mm	2100×1100×2120mm

Horizontal Pulse Vacuum Autoclave



ST-H60PVI ST-H80PVI ST-H100PVI



ST-H135PVI ST-H185PVI ST-H300PVI

Description

The ST-HPVI series cabinet-type pulsating vacuum sterilizer utilizes saturated steam as the sterilization medium. Through pulsating vacuum, the saturated steam completely penetrates the surface of the items, using high temperature and pressure to kill all microorganisms and their spores. The sterilization effect is reliable, making it the most effective method in physical sterilization. It is widely used in pharmaceuticals, biotechnology, laboratories, and other fields to sterilize items such as fabrics, sterile clothing, instruments, tools, luminal instruments, rubber, liquids, and culture media.

Advantage

1. Using microcomputer control technology and touch screen operation, the entire process (pulse vacuum, heating, sterilization, exhaust, vacuum drying) runs automatically.

2.The touch screen automatically displays the running process status, temperature, pressure, time, and other parameters, as well as fault alarm information.

3.There are four sterilization programs available for instruments, dressings, luminal instruments, rubber, liquids, and custom options, as well as BD testing and vacuum testing programs for users to choose from.

4.The built-in vacuum pump allows for three pulsating vacuums (adjustable), with a vacuum degree of up to -0.090 MPa, which can completely remove air from dressings and Class A luminal instruments.

5.The built-in efficient steam generator can quickly generate constant-pressure steam without contaminating sterilized items.

6.The vacuum drying system ensures fabric drying below 1% and instrument drying below 0.1%.

7.A 0.22μm bacterial air filter is included to ensure that the air introduced after breaking the vacuum is sterile, avoiding recontamination.

8.An optional mini printer can be selected to record real-time sterilization processes and fault alarm information.

9.Automatic calibration of atmospheric pressure is available to avoid high-altitude reactions.

Safety Function

Over-temperature protection device: When the temperature of the pot exceeds the set temperature, the system automatically cuts off the heating power and displays an alarm.

Door safety interlock device: The program can only start when the door is closed properly; the door cannot be opened when there is dangerous pressure in the inner chamber.

Dual overpressure protection: Automatic pressure relief safety valve, when the pressure exceeds the design pressure, the safety valve opens to release the pressure; automatic overpressure protection control, when the pressure exceeds the set pressure, automatic steam discharge and pressure relief, and displays an alarm.

Low water level alarm device: When the water level is below the specified level, the heating is automatically cut off and an alarm is displayed.

Specification

Model	ST-H60PVI	ST-H80PVI	ST-H100PVI	ST-H135PVI	ST-H185PVI	ST-H300PVI
Capacity (L)	60	80	100	135	185	300
Chamber Size (Φ ×L)	386×500	386×700	386×950	500×700	500×950	630×1000
External Size (L×W×H)	985×600×1450	985×600×1450	1200×600×1450	1000×710×1550	1250×710×1550	1350×900×1750
Net Weight	105	120	140	225	255	350
Power Supply	380V 50Hz					
Consumption	5.7Kw	5.7Kw	6Kw	9.35Kw	10.8Kw	12Kw
Design Pressure	-0.1/0.3MPa					
Ultimate vacuum	-0.096MPa					
Sterilizing Temp.	105~136℃					
Max Temp.	136℃					
Chamber Material	SUS304 stainless steel					
Rated Working Pressure	0.23Mpa					
Pressure Display Accuracy	0.1KPa					
Temp. Display Accuracy	0.1℃					
Temp. Uniformity	≤±0.5℃					

Horizontal Pulse Vacuum Autoclave

H2O2 Plasma Sterilizer

(Hydrogen Peroxide low temperature Plasma Sterilizer)

CE

Description

Low temperature hydrogen peroxide plasma sterilizers are used for sterilizing heat-sensitive medical devices, dental equipment, laboratory equipment, pharmaceuticals, veterinary instruments, and beauty industry tools. They provide safe and effective sterilization while preserving delicate materials.





Technical Advantage

- Low temperature sterilization at 50℃±5℃, preserving delicate items without damage.
- Green and pollution-free process using hydrogen peroxide solution, no toxic substances or pollution.
- Stable sterilization with balanced temperature and stable hydrogen peroxide concentration.
- Efficient design with rectangular sterilization chamber for increased loading capacity.
- Safe and stable operation with electric lift door and safety interlock device.
- Simple operation with intelligent control processor and one-key start.
- Configured with high-quality components for reliable performance.
- Time and cost-saving with short sterilization cycle and low operating costs.
- Equipped with sterile filter for air inlet to prevent secondary pollution.
- U disk storage function for storing and recording sterilization data.

Model Advantage

- High-quality 5052 aluminum material for sterilization room, with excellent thermal conductivity.
- ABS plastic disposable outer box material.
- Aluminum alloy electrode mesh and sealing door material.

- Upper and lower layers of aluminum alloy punching plates for loading sterilized items.
- Electric lifting door with infrared sensor switch and door anti-pinch function.
- Preheating heating time of ≤30 minutes.
- Electric lifting door with infrared sensor switch and door anti-pinch function.
- Preheating heating time of ≤30 minutes.
- Full automatic control system with LCD touch screen display and PLC circuit design.
- Micro-printer for printing and saving data during sterilization.
- Siemens smart series PLC control system.
- 7-inch color touch screen display with various status information.
- Storage function for recording sterilization data.
- Dedicated constant temperature incubator for biological indicator monitoring.
- Built-in pressure and temperature sensors for precise control.
- Two program options for circulation and rapid circulation.
- Network connection port available.
- Vacuum system with fast vacuum rate and long service life.
- Oil mist filter and air filter for exhaust filtration.
- Transistor control power supply for stable power output.
- Cartridge filling method for hydrogen peroxide.
- Explosion-proof flame retardant heating system.
- Over-voltage and over-temperature protection functions.

Specification

Model	ST-HT100P	ST-HT130P	ST-HT220P
Capacity	108L	135L	192L
Door type	Automatic door vertical		
Heating method	Electric heating		
Working temperature	40-60 ℃		
Select sterilizer	58%-60% hydrogen peroxide (H202)		
Sterilization time	35-55 minutes		
Installation environment	10-40℃		
Temperature display	LCD touch screen		
Maximum anti-stress value	10pa		
Operation height	≤160cm		
Power Supply	AC220V, 50Hz		
Consumption	3.5kW	4.2kW	4.8kW
Size(W×D×H) Internal (mm)	700x420x360	750x440x400	820x510x 460
External (mm)	1120x790x1770		
Shipping Size (W×D×H) (mm)	1300x950x1950	1300x950x1950	1300x950x1950
N.W./G.W. (kg)	265/320	272/325	305/360

BAWERS MEDICAL EQUIPMENT

Hydrogen Peroxide Low Temperature Plasma Sterilizer



ST-HT60P



ST-HT100PI/140P/190P

Application

Low temperature hydrogen peroxide plasma sterilizers are used for sterilizing heat-sensitive medical devices, dental equipment, laboratory equipment, pharmaceuticals, veterinary instruments, and beauty industry tools. They provide safe and effective sterilization while preserving delicate materials.

Advantage

- Low temperature sterilization at 50℃±5℃, preserving delicate items without damage.
- Green and pollution-free process using hydrogen peroxide solution, no toxic substances or pollution.
- Stable sterilization with balanced temperature and stable hydrogen peroxide concentration.
- Efficient design with rectangular sterilization chamber for increased loading capacity.
- Safe and stable operation with electric lift door and safety interlock device.
- Simple operation with intelligent control processor and one-key start.
- Configured with high-quality components for reliable performance.
- Time and cost-saving with short sterilization cycle and low operating costs.
- Equipped with sterile filter for air inlet to prevent secondary pollution.
- U disk storage function for storing and recording sterilization data.

Description

- High-quality 5052 aluminum material for sterilization room, with excellent thermal conductivity.
- ABS plastic disposable outer box material.
- Aluminum alloy electrode mesh and sealing door material.
- Upper and lower layers of aluminum alloy punching plates for loading sterilized items.
- Electric lifting door with infrared sensor switch and door anti-pinch function.
- Preheating heating time of ≤30 minutes.
- Electric lifting door with infrared sensor switch and door anti-pinch function.
- Preheating heating time of ≤30 minutes.
- Full automatic control system with LCD touch screen display and PLC circuit design.
- Micro-printer for printing and saving data during sterilization.
- Siemens smart series PLC control system.
- 7-inch color touch screen display with various status information.
- Storage function for recording sterilization data.
- Dedicated constant temperature incubator for biological indicator monitoring.
- Built-in pressure and temperature sensors for precise control.
- Two program options for circulation and rapid circulation.
- Network connection port available.
- Vacuum system with fast vacuum rate and long service life.
- Oil mist filter and air filter for exhaust filtration.
- Transistor control power supply for stable power output.
- Cartridge filling method for hydrogen peroxide.
- Explosion-proof flame retardant heating system.
- Over-voltage and over-temperature protection functions

Specification

Model	ST-HT60P	ST-HT100PI	ST-HT140P	ST-HT190P
Chamber Volume	60 L	100L	135L	190L
Construction	5052 Aluminium			
Processing Temperature	45-55°C			
Control System	Siemens PLC			
Display	7 inch Touch Screen			
Printer	Thermal Printer			
Touch Screen Functions	Phase Temperature Date and time Cycle Selected Alert message			
Data Storage	Memory Card			
Total Cycle Time	Short cycle 30 minutes, long cycle 50 minutes, lumen cycle 60 minutes			
Noise	< 60 db			
Door	Manual Automatic			
Alarm	Door Lock Dosing failure Low / High Temp. range Vacuum & Pressure			
Incubator	No	Biological Incubator		
Consumption	2.6KW	3.4KW	3.5KW	4.3KW
Power Supply	220V, 50Hz			
Package Size	890*750*1660mm	1270*920*1940mm	1270*920*1940mm	
Gross Weight	230kg	350kg		

Portable Autoclave

CE



Electric Heating Mode



Electric or LPG heating type



Digital Display Electric Heating Model

Autoclave

Advantage

- High-quality stainless steel body construction for durability and longevity.
- Self-inflating type seal for effective sealing during operation.
- Electric heating mode for efficient and controlled heating.(For model:ST-P18, ST-P24)
- Dual heating options: electric and gas.(For model:ST-P18B, ST-P24B)
- Automatic release when overpressure occurs, with low water level protection to prevent dry burning.
- Double scale indication pressure gauge for accurate monitoring and measurement.

Specification

Model	ST-P18	ST-P24	ST-P18B	ST-P24B
Capacity	18L	24L	18L	24L
Rated working temperature	126℃			
Rated working pressure	0.142Mpa			
Temp accuracy	±1℃			
Consumption	2.0KW			
Power Supply	220V/110V,50Hz/60Hz			
Chamber Size(mm)	Ø280x295	Ø280x390	Ø280x295	Ø280x390
Shipping Size(W×D×H)(mm)	410x410x560	410x410x680	420x420x430	420x420x540
N.W./G.W. (kg)	16/17	17.5/19	15/16	16/18

Advantage

- Microcomputer control with digital display, adjustable sterilization temperature and time
- All Stainless Steel 304 body construction for durability and longevity.
- Overpressure auto-release for enhanced safety.
- Clear and easy-to-read double-scale pressure gauge.
- Self-inflating seal for secure and reliable operation.
- Simple operation with a focus on safety and reliability.

Specification

Model	ST-P18E	ST-P24E
Capacity	18L	24L
Rated working temperature	126℃	
Rated working pressure	0.142Mpa	
Temp accuracy	±1℃	
Consumption	2.0KW	
Power Supply	220V/110V,50Hz/60Hz	
Chamber Size(mm)	Ø280x295	Ø280x390
Shipping Size(W×D×H)(mm)	420x420x560	420x420x680
N.W./G.W. (kg)	17/18	17.5/19

BAWERS MEDICAL EQUIPMENT

Plasma Air Sterilizer



ST-PAB600、ST-PAB1000



ST-PAY600、ST-PAY1000I、ST-PAY1300



ST-PAY1000

BAWERS
MEDICAL EQUIPMENT

Application

Medical Plasma Disinfection Machine with air filtration purification function, through filtering, adsorption or removal of harmful substances in the air, such as smoke, dust, pollen,odor, formaldehyde, so as to improve the air quality. Colleagues use disinfection modules(mainly plasma generators and ultraviolet rays) to kill harmful substances such as bacteria and viruses in the air, thereby making the air more hygienic and ensuring healthy breathing.

Advantage

1.Broad spectrum sterilization: can kill a variety of bacteria, viruses and spores in the air;

2.Killing rate of Staphylococcus albus≥99.99%;

3.Air particulate matter filtration≥99.99%;

4.Killing rate of human coronavirus≥99.99%;

5.Can be run in the state of someone, without any harm to the human body.

6.Three speed wind speed: three speed wind speed adjustment, according to the use of free choice.

7.Touch control: LCD screen real-time dynamic display, touch key operation control;

8.One key lock: one key touch lock, prevent misoperation;

9.Sterilization module fault alarm function;

10.Microcomputer program control, can set 9 groups of booking time.

Specification

Model	ST-PAB600	ST-PAB1000	ST-PAY1000	ST-PAY600	ST-PAY1000I	ST-PAY1300
Working Time	260 mins					
Applicable Environmental Range	≤60m³	≤100m³	≤100m³	≤60m³	≤100m³	≤130m³
Plasma/UV Intensity	8KV					
Rated Air Volume	60m³	100m³	100m³	60m³	100m³	130m³
Power	90	110	170	110	140	180
Power Supply	AC220V,50/60Hz;110V,60Hz					
Dimensions(W×D×H)(mm)	90x360x160	990x360x160	375x370x835	315x425x825	315x425x825	315x425x825
Shipping size(W×D×H)(mm)	1100×450×250	1100×450×250	420×520×930	460×460×920	460×460×920	560x560x1100
N.W.(KG)	21	21	27	27	27	27

Class B Table Top Autoclave

Application

Pre-vacuum rapid pressure steam sterilizer is suitable for medical dressings, biological products, instruments and vessels, sterile clothing, waste, moisture and heat-resistant instruments or items with high sterilization requirements, as well as dentistry, ophthalmology, operating rooms, supply rooms, dialysis Sterilization of packaged or unpackaged solid instruments, Class A cavity instruments (dental handpieces, endoscopes), implantable instruments, dressing fabrics, rubber catheters and other items in medical and health departments such as rooms and delivery rooms.



ST-PV24B



ST-PV45B

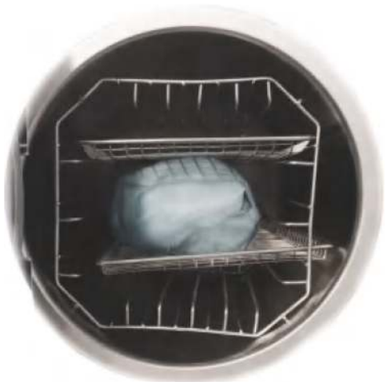

304 corrosion-resistant stainless steel material



LCD touch screen

Class B Benchtop Autoclave

Description

It is a sterilization equipment that fully complies with CSSD and GMP specifications. The steam sterilizer uses vacuum to form a negative pressure in the sterilization cabinet and extracts cold air so that the saturated steam can quickly penetrate inside the items for sterilization.

Advantage

1.Complies with European Class B standard for effective sterilization.

2.Automatic door switch for convenient and safe operation for ST-PV24B.Automatic door for ST-PV45B.

3.Microprocessor control.

4.LCD touch screen，graphical and digital display of all the operating status of each function，such as heating, pressure relief, exhaust, power off.

5.Automatic water filling，Automatic hydration.

6.Drying function.

7.Standard accessory: USB Port,Thermal Printer.

Safety protection

Automatic fault diagnosis

Automatic over-temperature protection

Over-pressure protection

Specification

Model	ST-PV24B	ST-PV45B
Capacity	23L	45L
Chamber Size	Φ246X450	Φ320x620mm
External Sizes (WxDxH)(mm)	715X513X425	900x565x600
Working Temperature	5C-40C	
Sterilization Temperature	134℃/121℃	
Sterilization Pressure	0.25Mpa	
Chamber Material	304 corrosion-resistant stainless steel material	
Strilization Mode	Exposed instruments,Packaged instruments, Fabric hollow, Rubber products, BD testing, Vacuum testing	
Drying Mode	Powerful vacuum drying, suitable for drying different items; residual moisture in equipment <0.2%, residual moisture in dressings <1%.	
Display	LCD touch screen	
Capacty for Water Tank	2L	6L
Water consumption	0.5-1L	0.8-1.5L
Displacement	0.5-1L	0.8-1.5L
Consumption	1.7KW	3.5KW
Power Supply	220/110V,50/60Hz	
Gross weight	49KG	108kg
Shipping Size (W×D×H)	830x600x530mm	1050x700x800mm

Vertical Pulse Vacuum Steam Autoclave, ST-VPVM series



Advantage

●Hand wheel translation and quick opening structure

●Three times Pre-Vacuum

●High quality stainless steel material

●Microcomputer automatic control, arbitrary setting

●Sterilization parameters

●LED touch screen display

●Standard test interface

●Self-expanding seal

●With drying function

●Safety interlocking device

●With stainless steel bucket or basket

●With automatic protection function:over temperature protection; over pressure self discharge protection ;low water level protection; anti dry burning.

●Automatic water

●External steam Generator

●Buzzer reminder after sterilization, automatic stop.

●Automatic discharge of cold air, automatic steam exhaust after sterilization

●Internal printer

Specification

Model	ST-V35PVM	ST-V50PVM	ST-V75PVM	ST-V100PVM
Capacity	35L	50L	75L	100L
Consumption	3.5kW	3.5kW	4.5kW	4.5kW
Power Supply	AC 220V、50HZ			
Design pressure	0.25Mpa			
Design temperature	139℃			
Rated working pressure	0.22Mpa			
Rated working temperature	134℃			
Sterilization temperature	116℃~134℃			
Sterilization time setting range	4~120 min			
Temp accuracy	±1℃			
Drying time setting range	0~240min			
Chamber Size (mm)	Ø350×400	Ø400×505	Ø400×655	Ø450×650
Bucket Size	Ø330×320	Ø380×430	Ø380×560	Ø420×540
Basket Size(optional)	Ø320×350	Ø360×280×1	Ø360×280×2	Ø410×300×2
External Size(W×D×H)(mm)	698×498×940	630×500×1180	725×525×1180	760×560×1260
Shipping Size (W×D×H)(mm)	790x610x1130	800x600x1230	840x610x1310	870x650x1380
N.W./G.W. (kg)	115/130	118/138	124/150	132/160

Horizontal Pressure Steam Autoclave



Application

The autoclave is suitable for hospital, scientific research institute and other units to sterilize asepsis clothes, tools, ulture medium and so on.

Advantage

●Horizontal circular inner chamber and jacket structure for safety, heat preservation, and drying function.

●Control system featuring HMI man-machine interface, touch screen, and microcomputer for intuitive operation.

●Disc type embedded gear and Electric lock door structure for reliable and secure operation.

●Self-expanding door seals for effective sealing.

●Equipped with a standard equipment verification interface for easy calibration and validation.

●Optimal design pipeline system with SUS 304 pipeline and clamp structure for quick assembly.

●FO value and temperature-time double guarantee sterilization effect, with comprehensive sterilization records.

●Multiple safety protections including over-temperature and over-pressure protection.

●Built-in printer & USB function.

Specification

Model	ST-H150I	ST-H200I	ST-H300I	ST-H400I
Capacity(L)	150	200	300	400
Chamber Size((Ø*L)mm	Ø472x880	Ø472x1150	Ø620x995	Ø620x1320
Chamber Material	304 Stainless Steel			
Design pressure	-0.1~0.25Mpa			
Design temperature	139℃			
Working pressure	0.225Mpa			
Working Temperature	105-136℃			
Vacuum	-0.086Mpa			
Temp accuracy	±1℃			
Temperature Equilibrium	<+2.0℃			
Compressed air pressure	0.4~0.7Mpa			
Steam Pressure	0.3-0.7Mpa			
Drying Function	Double door/Single door			
Printer	YES			
Door	Built-in Printer			
USB Port	YES			
Steam Consumption(KG)	≤12	≤13	≤18	≤22
Water Consumption(KG)	≤30	≤30	≤40	≤40
Consumption(KW)	≤2			
Power Supply	Three-phase five-wire AC 380V 50Hz			
External Sizes (WxDxH)(mm)	1290x690x1680	1560x690x1680	1430x850x1760	1755x850x1760
Shipping Size(WxDxH)(mm)	1570x840x1850	1740x840x1850	1610x990x1900	1935x990x1900
N.W./G.W. (kg)	400/500	450/550	510/610	650/750

BAWERS MEDICAL EQUIPMENT

Vertical Pressure Steam Autoclave

LED Display,Built-in Water Tank

Application

The Vertical Autoclave is a small type automatic, high-temperature and high-pressure sterilization device that using pressure steam as the medium. It is suitable for various levels of biological research institutions such as biological laboratories. It is used for sterilizing items such as fabrics, instruments, rubber, liquids, culture medium and waste materials.





Pressure gauge



Standard SS Basket

Description

●Multi Safety Features

Overheat protection： automatically cutting off heating with audible and visual indication when the autoclave is overheated.

Anti-burning protection： automatically cutting off heating with audible and visual indication when the autoclave is lack of water.

Interlock safety: preventing from starting a cycle if door is not properly closed or from door opening if there is pressure inside chamber.

Steam pressure safety valve: automatically works when the chamber pressure exceeds the limit.

●Automatic operation of sterilization with PID microprocessor control and LED display.

●Positive pulsing function removes the air efficiently.

●Automatic air discharge control prevents boil over of liquids and explosions of bottles.

●With Power-off memory function.

●Standard Printer (thermal).

Specification

Model	ST-V50	ST-V80	ST-V100	ST-V120	ST-V150
Capacity	50L	80L	100L	120L	150L
External Size(W*D*H)	476x616x990mm	546x688x1030mm	566x708x1295mm	620x760x1190mm	680x820x1180mm
Chamber Size(Ø*H)	Φ316x667mm	Φ386x695mm	Φ400x800mm	Φ450x760mm	Φ500x780mm
Chamber Material	SUS304				
Sterilization Temperature	105~136 ℃				
Designed Temperature	150℃				
Max.Working Temperature	136 ℃				
Dissolution Temperature	40~100℃				
Warming Temperature	40~60℃				
Temp.Accuracy	0.1℃				
Designed Pressure	0.3Mpa				
Max.Sterilization Pressure	0.23Mpa				
Sterilization Time range	0~99min				
Temp. Controller	PID control by microprocessor				
Display	LED display				
Drying Function	YES				
Drying Time	15min				
Sterilization Program	●High temperature instrument program				
	●Low temperature instrument program				
	●Culture medium sterilization warming program				
	●Culture medium dissolution warming program				
Water Injection method	Built-in water tank				
Consumption	3KW	4.5KW	5.4KW	5.4KW	9.3KW
Power Supply	220V 50Hz	220V 50Hz	220V 50Hz	380V 50Hz	380V 50Hz
Standard SS Basket	2pcs	2pcs	2pcs	2pcs	2pcs
Net Weight	68kg	92kg	100kg	175kg	195kg
Gross Weight	103kg	127kg	140kg	215kg	235kg
Shipping Size(W*D*H)	730x820x1250	800x880x1300	800x880x1480	950x1050x1280	950x1050x1440

BAWEIS MEDICAL EQUIPMENT

Vertical Pressure Steam Autoclave

Vertical Pressure Steam Autoclave

LCD Display,Built-in Water Tank

Application

Porous load: fabric, sterile clothing, wrapped equipment, filter element, rubber, etc.

Hard load: tools, lumen instruments, glassware, metal containers, etc.

Liquid load: non-sealed liquids such as culture media





Pressure gauge



Standard SS Basket

Description

●Multi Safety Features

-Overheat protection： automatically cutting off heating with audible and visual indication when the autoclave is overheated.

-Anti-burning protection： automatically cutting off heating with audible and visual indication when the autoclave is lack of water.

-Interlock safety: preventing from starting a cycle if door is not properly closed or from door opening if there is pressure inside chamber.

-Steam pressure safety valve: automatically works when the chamber pressure exceeds the limit.

●Automatic operation of sterilization with PID microprocessor control and LCD display.

●Positive pulsing function removes the air efficiently.

●Liquid program with automatic pressure control prevents boil over of liquids and explosions of bottles or bags.

●With Power-off memory function.

●Internal water tank with steam-water internal circulation.

●Standard printer, real-time record sterilization process,error and alarm information.

Specification

Model	ST-V50A	ST-V80A	ST-V100A	ST-V120A	ST-V150A
Capacity	50L	80L	100L	120L	150L
External Size(W*D*H)	476x616x990mm	546x688x1030mm	566x708x1295mm	620x760x1190mm	680x820x1180mm
Chamber Size(Ø*H)	Φ316x667mm	Φ386x695mm	Φ400x800mm	Φ450x760mm	Φ500x780mm
Chamber Material	SUS304				
Sterilization Temperature	105~136 ℃				
Designed Temperature	150℃				
Max.Working Temperature	136 ℃				
Dissolution Temperature	40~100℃				
Warming Temperature	40~60℃				
Temp.Accuracy	0.1℃				
Designed Pressure	0.3Mpa				
Max.Sterilization Pressure	0.23Mpa				
Sterilization Time range	0~99min				
Display	LCD touch screen				
Drying Function	YES				
Drying Time	15min				
Sterilization Program	●Dressings/Fabric program ●Tools program ●Rubber program ●Culture medium sterilization warming program ●Culture medium dissolution warming program ●Liquids in closed containers (glass bottle, plastic bottle and bag) program ●Waste program				
Water Injection method	Built-in water tank				
Consumption	3KW	4.5KW	5.4KW	5.4KW	9.3KW
Power Supply	220V 50Hz	220V 50Hz	220V 50Hz	380V 50Hz	380V 50Hz
Standard SS Basket	2pcs	2pcs	2pcs	2pcs	2pcs
Optional Accessory	Printer, USB port				
Net Weight	68kg	92kg	100kg	175kg	195kg
Gross Weight	103kg	127kg	140kg	215kg	235kg
Shipping Size(W*D*H)	730x820x1250	800x880x1300	800x880x1480	950x1050x1280	950x1050x1440

BAWERS MEDICAL EQUIPMENT

Vertical Pressure Steam Autoclave

LED Display,Built-in Water Tank

Application

The Vertical Autoclave is a small type automatic, high-tem-perature and high-pressure sterilization device that using pressure steam as the medium. It is suitable for various levels of biological research institutions such as biological laboratories. It is used for sterilizing items such as fabrics, instruments, rubber, liquids, culture medium and waste materials.





Pressure gauge



Standard SS Basket

Description

●Multi Safety Features

-Overheat protection： automatically cutting off heating with audible and visual indication when the autoclave is overheated.

-Anti-burning protection： automatically cutting off heating with audible and visual indication when the autoclave is lack of water.

-Interlock safety: preventing from starting a cycle if door is not properly closed or from door opening if there is pressure inside chamber.

-Steam pressure safety valve: automatically works when the chamber pressure exceeds the limit.

●Automatic operation of sterilization with PID microprocessor control and LED display.

●Positive pulsing function removes the air efficiently.

●Automatic air discharge control prevents boil over of liquids and explosions of bottles

●With Power-off memory function.

Specification

Model	ST-V50E	ST-V80E	ST-V100E	ST-V120E	ST-V150E
Capacity	50L	80L	100L	120L	150L
External Size(W*D*H)	476x616x990mm	546x688x1030mm	566x708x1295mm	620x760x1190mm	680x820x1180mm
Chamber Size(Ø*H)	Φ316x667mm	Φ386x695mm	Φ400x800mm	Φ450x760mm	Φ500x780mm
Chamber Material	SUS304				
Sterilization Temperature	105~136 ℃				
Designed Temperature	150℃				
Max.Working Temperature	136 ℃				
Dissolution Temperature	40~100℃				
Warming Temperature	40~60℃				
Temp.Accuracy	0.1℃				
Designed Pressure	0.3Mpa				
Max.Sterilization Pressure	0.23Mpa				
Sterilization Time range	0~99min				
Temp. Controller	PID control by microprocessor				
Display	LED display				
Drying Function	YES				
Drying Time	15min				
Sterilization Program	●High temperature instrument program ●Low temperature instrument program ●Culture medium sterilization warming program ●Culture medium dissolution warming program				
Water Injection method	Manual				
Consumption	3KW	4.5KW	5.4KW	5.4KW	9.3KW
Power Supply	220V 50Hz	220V 50Hz	220V 50Hz	380V 50Hz	380V 50Hz
Standard SS Basket	2pcs	2pcs	2pcs	2pcs	2pcs
Net Weight	55kg	65kg	80kg	165kg	185kg
Gross Weight	90kg	100kg	120kg	205kg	225kg
Shipping Size(W*D*H)	730x700x1250	800x770x1300	800x770x1480	950x900x1280	950x900x1440

BOWERS MEDICAL EQUIPMENT

Vertical Pulse Vacuum Autoclave

Application

Porous load: fabric, sterile clothing, wrapped equipment, filter element, rubber, etc.

Hard load: tools, lumen instruments, glassware, metal containers, etc.





Pressure gauge



Standard SS Basket

Description

Automatic operation from sterilization to drying (Pre-vacuum sequence, heating, sterilization, steam discharge and post-vacuum drying) can be easily set and monitored by the LCD touch screen

Built-in vacuum pump provides 3-time pulsed vacuum process,extracting the air out of the medical dressing and the Class A hollow medical instrument efficiently.

- Built-in steam generator prevents the media from contamination.
- Post-vacuum drying function offers efficient drying results.
- Positive pulsing function removes the air efficiently.
- With 0.22μm air filter, blocks all microorganisms from exiting the chamber during the air removal phase.
- Standard built-in printer.Optional real-time record sterilization process, error and alarm information.

Specification

Model	ST-V50PV	ST-V80PV	ST-V100PV	ST-V120PV	ST-V150PV
Capacity	50L	80L	100L	120L	150L
External Size(W*D*H)	476x636x990mm	636x710x1030mm	630x710x1295mm	620x780x1190mm	680x820x1180mm
Chamber Size(Ø*H)	Φ316x667mm	Φ386x695mm	Φ386x860mm	Φ450x760mm	Φ500x780mm
Chamber Material	SUS304				
Sterilization Temperature	105~136 ℃				
Designed Temperature	150℃				
Max.Working Temperature	136 ℃				
Dissolution Temperature	40~100℃				
Warming Temperature	40~60℃				
Temp.Accuracy	0.1℃				
Temp. Uniformity	≤±0.5℃				
Designed Pressure	0.3Mpa				
Max.Sterilization Pressure	0.23Mpa				
Ultimate Vacuum	-0.096MPa				
Sterilization Time range	0~99min				
Temp. Controller	PID control by microprocessor				
Display	LCD touch screen				
Drying Function	YES				
Drying Time	15min				
Sterilization Program	●Medical instrument program ●Luminal instruments ●Dressings/Fabric program ●Rubber program ●Liquid program ●BD Test program ●Vacuum Test progrm ●4 pcs DIY programs				
Water Injection method	Built-in water tank				
Consumption	3KW	4.5KW	5.4KW	7.2KW	9.3KW
Power Supply	220V 50Hz	220V 50Hz	220V 50Hz	380V 50Hz	380V 50Hz
Standard SS Basket	2pcs	2pcs	2pcs	2pcs	2pcs
Optional Accessory	Printer, USB port				
Net Weight	85kg	95kg	112kg	180kg	210kg
Gross Weight	120kg	130kg	152kg	220kg	250kg
Shipping Size(W*D*H)	830x840x1250	880x910x1300	800x880x1550	1030x1050x1300	1030x1050x1450

BAWERS MEDICAL EQUIPMENT

Vertical Pressure Steam Sterillzer Digital Display Self-control

Vertical Pressure Steam Sterillzer

Advantage

1. Hand wheel translation and quick opening structure

2. High quality stainless steel material

3. Microcomputer automatic control, arbitrary setting sterilization parameters.

4. Safety interlocking device

5. Digital display and Touch buttons

6. Standard test interface

7. Self-expanding seal

8. With automatic protection function:over temperature protection; over pressure self discharge protection,low water level protection; anti dry burning.

9. With stainless steel bucket or basket

10. Buzzer reminder after sterilization, automatic stop

11. Automatic discharge of cold air,automatic steam exhaust after sterilization.

*Optional automatic water



BAWERS
MEDICAL EQUIPMENT

Specification

Model	ST-VX35	ST-VX50	ST-VX75	ST-VX100
Volume	35L	50L	75L	100L
Power	3.5kW	3.5kW	4.5kW	4.5kW
Voltage	AC 220V,50HZ			
Design pressure	0.25MPa			
Design temperature	139℃			
Rated working pressure	0.22MPa			
Rated working temperature	134℃			
Sterilization temperature setting range	116℃~134℃			
Sterilization time setting range	4~120min			
Drying time setting range	0~240min			
Chamber volume	Ø350*400	Ø350*525	Ø400*625	Ø450*650
Bucket dimension	Ø330*320	Ø330*460	Ø380*560	Ø420*540
Basket dimension	Ø320*350	Ø320*240*2	Ø360*280*2	Ø410*300*2
Outer Dimension	480*480*1000	480*480*1120	525*525*1190	550*550*1250
Packing Size(L*W*H)	580*630*1130	580*630*1230	630*680*1290	690*650*1410
Gross weight	79kg	106kg	120kg	133kg
Net weight	58kg	80kg	90kg	106kg

Vertical steam sterilizer Multifunctional Self-control Internal Circulation Drying CE

Advantage

1. Hand wheel translation and quick opening structure
2. High quality stainless steel material
3. With drying function
4. Microcomputer automatic control, arbitrary setting sterilization parameters
5. Safety interlocking device
6. Digital display and Touch buttons
7. Standard test interface
8. Self-expanding seal
9. With automatic protection function:over temperatureprotection; over pressure self discharge protection ;low water level protection; anti dry burning.
10. With stainless steel bucket or basket

Buzzer reminder after sterilization, automatic stop☆Automatic discharge of cold air, automatic steamexhaust after sterilization,Internal steam cycle.

*Optional external printer

*Optional automatic water



Specification

Model	ST-VX35	ST-VX50	ST-VX75	ST-VX100
Volume	35L	50L	75L	100L
Power	3.5kW	3.5kW	4.5kW	4.5kW
Voltage	AC 220V,50HZ			
Design pressure	0.25MPa			
Design temperature	139℃			
Rated working pressure	0.22MPa			
Rated working temperature	134℃			
Sterilization temperature setting range	116℃~134℃			
Sterilization time setting range	4~120min			
Drying time setting range	0~240min			
Chamber volume	Ø350*400	Ø350*525	Ø400*625	Ø450*650
Bucket dimension	Ø330*320	Ø330*460	Ø380*560	Ø420*540
Basket dimension	Ø350*400	Ø350*525	Ø400*625	Ø450*650
Outer Dimension	698*498*940	630*500*1180	725*525*1170	788*588*1255
Packing Size(L*W*H)	790*610*1130	800*600*1230	840*610*1310	870*650*1380
Gross weight	125kg	130kg	145kg	156kg
Net weight	110kg	112kg	114kg	129kg

Vertical steam sterilizer Multifunctional Self-control Drying CE

Advantage

1. Hand wheel translation and quick opening structure
2. High quality stainless steel material
3. Microcomputer automatic control, arbitrary setting sterilization parameters.
4. Safety interlocking device
5. Digital display and Touch buttons
6. Standard test interface
7. Self-expanding seal
8. With drying function
9. With automatic protection function:over temperatureprotection; over pressure protection; low water level protection; anti dry burning.
10. With stainless steel bucket or basket
11. Buzzer reminder after sterilization, automatic stop5?
12. Automatic discharge of cold air,automatic steam exhaust after sterilization.

*Optional external printer

*Optional automatic water



Specification

Model	ST-VG35	ST-VG50	ST-VG75	ST-VG100
Volume	35L	50L	75L	100L
Power	3.5kW	3.5kW	4.5kW	4.5kW
Voltage	AC 220V,50HZ			
Design pressure	0.25MPa			
Design temperature	139℃			
Rated working pressure	0.22MPa			
Rated working temperature	134℃			
Sterilization temperature setting range	116℃~134℃			
Sterilization time setting range	4~120min			
Drying time setting range	0~240min			
Chamber volume	Ø350*400	Ø350*525	Ø400*625	Ø450*650
Bucket dimension	Ø330*320	Ø330*460	Ø380*560	Ø420*540
Basket dimension	Ø320*350	Ø320*240*2	Ø360*280*2	Ø410*300*2
Outer Dimension	480*480*1000	480*480*1120	525*525*1190	550*550*1250
Packing Size(L*W*H)	580*630*1130	580*630*1230	630*680*1290	690*650*1410
Gross weight	79kg	106kg	120kg	133kg
Net weight	58kg	80kg	90kg	106kg

BAWERS MEDICAL EQUIPMENT

Vertical Pressure Steam Autoclave





5-inch Color Touch Screen



Hand Wheel Structure



Basket



Basket

Description

The vertical sterilizer is a safe, reliable and automatically controlled sterilization equipment, consisting of a heating system, a micro-computer control system, an automatic overheating and an overheating and overpressure protection system. The container has the advantages of reliable sterilization effect, easy operation, safe use, energy saving, durability and low price. It is suitable for pharmaceutical, medical, scientific research and other industries to sterilize equipment, medical dressings, utensils, liquids, culture media, waste and other items.

Performance feature

- Inner tank made of high-quality stainless steel
- Self-expanding seal
- Metal power switch, metal handwheel
- Water cutoff protection control
- Safety interlocking device.
- Buzzer reminds automatic shutdown after sterilization is completed
- Computer controlled automatic cycle and arbitrarily set sterilization program
- USB communication socket, built-in mobile probe (for various program modes such as open liquid, culture medium, etc.)
- 5-inch color touch screen
- Built-in water tank and quick-release filter for easy maintenance and cleaning.
- Double automatic protection function for over-temperature and over-pressure.
- The internal circulation system of steam and water is equipped with an exhaust cooling system, which can avoid the generation of aerosols ,does not discharge steam to the outside, and the environment is clean and dry
- Sensor failure alarm
- Optional reverse pressure quick cooling function
- Pressure module overpressure alarm protection.

Specification

Model	ST-VGA50	ST-VGA80	ST-VGA100	ST-VG50	ST-VG80	ST-VG100	ST-VG120
Chamber Size(Ø*H)	Ø386*515	Ø386*695	Ø386*875	Ø386*515	Ø386*695	Ø386*875	Ø386*1054
Capacity(L)	60	80	100	60	80	100	120
Consumption	4.6VA	6.1VA	7.3VA	3.6VA	5.1VA	6.1VA	6.1VA
Temperature(℃)	121℃-134℃						
Highest working pressure	0.25Mpa						
Temp.Accuracy	0.5℃						
Design pressure	0.28~0.3Mpa						
Ambient temperature	5℃~40℃						
Relative humidity	≤85%						
Atmospheric pressure	70kpa~106kpa						
Power supply	AC 220V ± 22V, 50Hz ± 1Hz						

BAWERS MEDICAL EQUIPMENT

Clarification Tester

CE



Advantage

1. Flash eliminated. Illumination is adjustable.
2. Time and alarm automatically. Test continuously.
3. CT-I is one side for one operator. CT-II are two sides for two operators.
4. The three-primary-color fluorescent lamp is controlled by good lighting sensor, electronic inductor and shading.

Specification

Model	CT-I	CT-II
Lamp	Three-primary-color fluorescent lamp	
Illumination Range	1000-6000LUX	1000-4000LUX
Time Range	1~99s	
Consumption	40W	
Power Supply	AC110/220V±10%,50/60HZ	
Dimensions(WxDxH)(mm)	703x175x513	703x325x513
Shipping size(WxDxH)(mm)	760x520x610	
N.W./G.W. (kg)	14/17	

Thickness Tester

CE



BTT-I



BTT-II



TTH-III/TTH-IV

Description

BTT-I, BTT-II are benchtop thickness testers suitable for measuring peak and wall thickness of capsules. The BTT-II is a benchtop thickness tester for measuring the peak and wall thickness of capsules and is equipped with the most precise, high-quality Celsius meter for high-precision measurements.

TTH-III and TTH-IV are two handheld thickness testers which are small and portable. It uses the most precise, high-quality in-house Celsius meter for high-precision testing.

Specification

Model	BTT-I	BTT-II	TTH-III	TTH-IV
Test Range	0～5mm	0～30mm	0～5mm	0～30mm
Test Accuracy	±0.01mm			
Type of Capsule	00,0,1,2,3,4 type capsule			
Dimensions(WxDxH)(mm)	200x80x50	200x80x50	160x60x50	160x60x50
Shipping Size(WxDxH)(mm)	280x160x160			
N.W./G.W. (kg)	1/2			

BAWERS MEDICAL EQUIPMENT

Dissolution Tester

CE



DT-I



DT-III



DT-VI



DT-DVI



DT-DVIII



DT-VIII



DT-DSVIII

Description

Dissolution tester determines the rate and extent of drug dissolution in tablets, capsules and other solid preparations in a defined solvent.

Advantage

1.Single-cup single test to ensure the independence of each test.

2.The head part of the machine adopts manual turning, which is a stable and flexible operation.

3.Core parts such as flip blue and paddle shaft are made of SUS316L stainless steel with good corrosion resistance.

4.Adopting a micro pump circulating water flow uniform heating system, the water bath temperature is uniform.

5.Full-automatic intelligent control of the measurement of time, temperature, and speed, with flexible operation to ensure the accuracy of the measurement.

6.Real-time display of the actual value and preset value, intuitive display of data to facilitate users to compare data

7.With automatic operation detection, the operation process can also automatically diagnose whether the fault and alarm function.

Specification

Model	DT-I	DT-III	DT-VI	DT-DVI	DT-DVIII	DT-VIII	DT-DSVIII
Speed Range	20~200rpm						20~250rpm
Speed Accuracy	±2rpm		±1rpm				±2rpm
Temperature Range	Ambient temperature~+45.0℃						
Temperature Stability	±0.3℃						
Preset Timing Nine Points	5~900 min		1~999 min				
Time Accuracy	±0.5min						±0.3%
Paddle Radial Run-out	±0.5mm						
Basket Radial Run-out	±1.0mm						
Power Supply	AC220/110V, 50/60Hz						
Dimensions (W*D*H)mm	260x300x480	510x300x480	960x440x480	960x320x480	960x320x480	960x440x480	680x540x480
Shipping Size(W×D×H)(mm)	520x450x590	770x420x590	1240x460x570	1210x500x600	1230x650x620	1230x590x570	870x640x610
N.W./G.W. (kg)	15/20	30/35	44/65	82/90	86/100	48/80	60/80

PAWERS MEDICAL EQUIPMENT

Dissolution Tester

Disintegration Time Limit Tester



Advantage

1.Disintegration time limit tester is equipped with a disintegration basket of high-quality stainless steel tubing to ensure durability and accuracy during disintegration testing.

2.The high round trip frequency better mimics the movement of the human digestive system, providing more accurate disintegration time limit test results.

3.Fast sample disintegration speeds increase test productivity.

4.Extremely high-temperature control accuracy ensures that testing conditions are closely regulated and meet the standards required for disintegration testing.

Specification

Model	DTLT-BI
Disintegration Basket Material	Stainless steel tube
Tube Length	30mm, inner; diameter: 13mm;
	Inner diameter of the sieve: 710μm
Disintegration Basket Round-trip Frequency	30 times/min
Disintegration Basket Moving Distance Up and Down	10mm±1mm
Water Bath Temperature Control Range	RT~ 45℃
Temperature Control Accuracy	≤±0.3℃
Power Supply	AC220/110V; 50/60Hz
Shipping Size(WxDxH)(mm)	430x380x550
N.W./G.W. (kg)	10/17

Tablet Friability Tester



TFT-I



TFT-II/TFT-III



TFT-IV

Advantage

1. Automation: auto-test, auto-diagnose, auto-alarm.

2. Intelligently control the rotating speed of cylinder and revolutions.

3. One drum runs synchronously. Auto stop at timing point, (only for TFT-IV)

4. Single path and double cylinder, synchronous operation and automatic stop.

5. The revolution of the drum can be preset at any time, either preset or real data is displayed on the LCD.

6. Microprocessor unit is used to control all operations, high accuracy is achieved in testing rotary speed and circle number.

Specification

Model	TFT-I	TFT-II	TFT-III	TFT-IV
Cylinder Number	2			1
Cylinder Radius	286			
Cylinder Depth	39mm			
Tablet Fall Height	156mm			
Rotating Speed	20~100rpm	25rpm		
Rotation Count	5-900 turns	100 turns	5-900 turns	10-900 turns
Consumption	40W	20W		50W
Power Supply	AC110/220V±10%, 50/60HZ			
Dimensions(WxDxH)mm	370x300x340			300x200x340
Shipping Size(WxDxH)(mm)	460x420x550			430x310x450
N.W./G.W. (kg)	12/20			8/12

Disintegration Time Limit Tester



DTLT-I



DTLT-II



DTLT-III



DTLT-IV

Description

The disintegration time limit tester is a disintegration tester that complies with international pharmacovigilance regulations. Its design complies with the relevant specifications and provides an efficient, reliable and convenient testing experience through intelligent control and advanced technology.



DTLT-BJ

Advantage

1.Several models are available to meet the needs of different industries.

2.Adopting compact structure for easy operation and advanced IC design for reliable performance

3.The instrument adopts an intelligent control system for precise control and alarm to ensure the accuracy and reliability of the test.

4.Clock timer function facilitates timed testing, ensuring standardization and accuracy of testing.

5.Heating water bath function ensures the consistency of each test.

6.The overall exterior design is neat and tidy, ensuring instrument compliance.

7.The instrument has an internal lighting device to provide a good observation environment for experiment operators.

Specification

Model	DTLT-I	DTLT-II	DTLT-III	DTLT-IV	DTLT-BJ
Temperature Prefabrication Range	RT～50℃				
Display Resolution	0.1℃				
Temperature Control Accuracy	±0.3℃				
Timing Prefabrication Range	1min～900min		1min～999min	1min～900min	1min～999min
Time Control Accuracy	±0.5min				
Work Noise	＜60db				
Number of Lifting Baskets	1 set	2 sets	3 sets	4 sets	2 sets of ordinary disintegration baskets, 1 set of oral disintegration special baskets
Lifting Frequency of Basket	30～31 times/min				
Lifting Distance of Basket	(55±1) mm				
Minimum Spacing from Screen to Beaker Bottom	25mm±2mm				
Mesh Size	Standard configuration 2mm (Optional for 0.425mm and 1mm bore diameters)				
Power Supply	AC220/110V; 50/60Hz				
Consumption	600W				
Dimensions (WxDxH)mm	260x300x440	400x320x440	540x320x440	620x350x470	540x320x440
Shipping Size(WxDxH)(mm)	360x400x530	520x410x550	660x420x550	720x420x550	670x430x550
N.W./G.W. (kg)	12/17	15/23	20/30	22/32	18/25

Dissolution Tester



DT-XII



DT-STIII



DT-STVI



DT-STVIII

Advantage

1.DT-STVI and DT-STVIII dissolution testers adopt a high-resolution touch screen and a real-time display of running time, speed, waiting times, etc.

2.Intelligent temperature correction function eliminates measurement errors and ensures the user can reliably complete the temperature correction through interactive operation.

3.Supports USB data transfer and direct printing of test results

4.Provides timer shutdown, timer automatic preheating function, but also has a self-test and automatic protection function, which can give a variety of fault alarm prompts and secondary overheating protection.

5.No gap design between dissolving cup and water tank to ensure automatic centring and positioning, eliminating systematic errors.

6.Dissolving cover prevents evaporation of dissolving medium

7.Motorized lifting of the head section, stable and flexible operation

Specification

Model	DT-XII	DT-STIII	DT-STVI	DT-STVIII
Amplitude of Swing of Stirring Paddle	≤0.3mm			
Amplitude of Swing of Rotation Basket	≤0.8mm			
Deviation of Rotating Rod and Axle of Dissolution Cup	≤1mm			
Speed Adjustable Range	20-200 rpm			20-250 rpm
Rotating Speed Resolution	1 time/min			
Water Bath Temperature Adjustment Range	RT~45ºC			
Temperature Resolution	0.1ºC			
Temperature Control Accuracy	≤±0.3ºC			
Number of Sampling Periods	9 different sampling periods can be preset.			
Time of Sampling Period	1-999min optional for each period, 9 sampling periods can be counted down by sections.			
Timing Error	±0.5min			
Pharmacopoeia Parameter Calling	The instrument saves 300 dissolution test parameters in Chinese Pharmacopoeia, which can be called randomly.			
Standard Configuration	12 paddles and 12cups	3 paddles and 3 cups	6 paddles and 6 cups	8 paddles and 8 cups (Small cup accessories can be optional.)
Consumption	1100W	500W	1100W	1100W
Note	/	Large screen liquid crystal display and intelligent menu operation. The head can lift and descend automatically and attaches overturn function (a model whose control is very convenient). Electronic sensor can monitor the temperatures of various point of water bath case.		
Shipping Size(WxDxH)(mm)	1130x730x650	730x490x630	1130x530x650	850x640x670
G.W. (kg)	130	60	85	90

RAWERS MEDICAL EQUIPMENT

Dissolution Tester

Gelatin gel strength tester

CE



GST-II



GST-III

Description

Gelatin gel strength tester is a device for measuring gelatinous substances' gel strength or gelatin strength.

Advantage

1.High-definition display interface with easy-to-use controls so operators can access them easily

2.Digital display provides clear and accurate readings

3.Parameters such as test speed, temperature and other relevant settings can be arbitrarily adjusted to suit different testing requirements.

4.Can be used to test a wide range of gelling substances, ensuring broad applicability in different industries

5.Data storage enables users to store and retrieve test results for analysis or documentation.

6.A number of safety features protect the operator during use.

Gelatin gel strength tester

Specification

Model	GST-II	GST-III
Test Range	5-1000 Bloomg	
Test Precision	±0.3%	
Resolution	1g	
Repeated Measurement Error	±1 Bloomg	
Sampling Depth	1-60mm	
Stroke Error	≤±0.1mm	
Stroke Error of High-speed Measurement	≤±0.1mm	
Measured Value	Take bioom gas the unit	
Measured Diameter of Cylinder	12.700±0.010mm	
Standard Gel Strength Bottle	Volume=150ml; inner diameter=59mm; height=85mm	
Printer	/	Embedded micro printer, standard serial printing, convenient storage of experimental data
Power Supply	AC220/110V; 50/60Hz	
Total Power	60W	
Dimensions (WxDxH)mm	260x260x450	
Shipping Size(WxDxH)(mm)	380x380x550	
N.W./G.W. (kg)	10/18	
Thermostatic Water Tank and Refrigerating Machine Technical Indexes:		
Water Bath Temperature Control Range	5~60℃	
Water Bath Temperature Control Precision	±0.1℃	
Refrigerating Time	30℃→10℃＜40min	
Power Supply	AC220V, 50Hz	
Thermostatic Water Tank HW-III		
Dimensions (WxDxH)mm	580x440x220	
Shipping Size(WxDxH)(mm)	710x560x380	
N.W./G.W. (kg)	20/30	
Refrigerating Machine ZL-III		
Dimensions (WxDxH)mm	480x380x290	
Shipping Size(WxDxH)(mm)	600x500x410	
N.W./G.W. (kg)	15/23	

Melting Point Tester



Advantage

1. Equipped with thermo sensitive mini printer.

2. Automatic magnetic stirring system, oil bath temperature is uniform.

3. High-precision temperature sensor, can correct non-linear error automatically.

4. Automation: automatic measurement, automatic diagnosis and automatic alarm.

5. Full-automatic frequency converting control, has high temperature control precision and small linear error of heating rate.

Specification

Model	MPT-I
Melting Point Test Range	RT ~ 270°C
Heating Rate	four levels: 0.5°C/min; 1°C/min; 1.5°C/min; 3.0°C/min
Deviation of Linear Heating Rate	<5%
Temperature Transfer Medium	Methyl silicone oil
Liquid Cup for Temperature Transfer	250ml beaker in tall form
Melting Point Test Precision	±0.5°C, Melting Point <200°C
	±1.0°C, Melting Point ≥ 200°C
Indicating Value Resolution	0.1 °C
Operational Environment Temperature	18°C-28°C
Interface	Standard serial printing interface, with micro-printer.
Power Supply	AC110/220V±10%, 50/60HZ
Dimensions(WxDxH)mm	200x320x305
Shipping Size(WxDxH)(mm)	430x320x450
Gross Weight(kg)	10

Tablet Four-usage Tester



Advantage

1. It tests clarity of injection and bottled medicine liquid

2. Auto-control, auto-detection, auto-diagnosis and auto-alarm.

3. Auto-temperature control and high temperature control precision.

4. Auto-time control and auto-timing shutdown.

5. Auto-display, auto-latching, auto-reset and auto-cyclic test.

6. Automatic control of friability and high control precision for cylinder rotation speed and number of turns.

7. Hardness high-precision pressure sensor, digital display of hardness value.

8. Continuous measurement of tablet hardness value, manual tablet feeding, motor control and automatic compression.

9. Two-path disintegration operates at the same time, automatic timing shutdown.

10. Imported SUS316 stainless steel is adopted for dissolution rotation baskets and paddle rods, etc.

Specification

Model	TFT-4
Temperature Range	(20~40°C)±0.3°C
Speed Range	(20-200rpm)±2rpm
Automatic Time Range	(1~900min)±0.5min
Stations of Dissolution	3
Paddle Radial Run-out	±0.5mm
Basket Radial Run-out	±1.0mm
Basket Assemblies	2
Nacelle Back and Forth Frequency	(30~32)times/min
Nacelle Back and Forth Range	(55±2)mm
Drum	1
Drum's Inner Size	φ286xH39mm
Tablet Fall Height	156mm
Rotating Speed	(25±1)times/min
Rotating Count	(100±1)turns
Hardness Range	(25~199)±1N
Diameter Range	(3~40)mm
Power Supply	AC110/220V±10%» 50/60HZ
Dimensions (WxDxH)mm	570x520x470
Shipping size(WxDxH)(mm)	730x460x700
Gross Weight(kg)	50

BAWERS MEDICAL EQUIPMENT

Tablet Hardness Tester



THT-I



THT-II



THT-III

Description

Tablet hardness tester is used to measure the crushing hardness of tablets.

Advantage

1. LCD Display. High-precision pressure sensor ensures the precision and reliability of test.

2.Easy operation: Manual loading and manual tablet compressing for THT-I, manual single tablet and automatic continuation for THT-II/III.

3.Automatic display, automatic latching, automatic reset, automatic cycle test, automatic linear error correction and automatic fault diagnosis.

4. Unit conversion function, can realize the conversion before or after the tests.

5. Strong data processing ability; statistics, analysis, printing and display are available for test result, (only for THT-III).

6.Built-in printer, (only for THT-III).

Specification

Model	THT-I	THT-II	THT-III
Test Range	2-198N; 0.2KG-20KG	2-200N; 0.2KG-20KG(Customizable 500N(50KG))	
Resolution	0.1N; 0.01kg		
Accuracy	±0.5%		
Probe Procession Range	2~20mm	2~40mm	
Consumption	10W	40W	
Power Supply	AC110/220V±10%, 50/60HZ		
Dimensions(WxDxH)mm	280x180x110	400x240x140	500x400x160
Shipping size(WxDxH)(mm)	450x320x250	550x390x280	590x390x280
G.W. (kg)	6/9	9/11	10/13

Thawing Time Limit Tester



TTLT-I



TTLT-II

Advantage

1.LCD Display

2.Three-beaker, three-path, three-path synchronization. Manual overturn for TTLT-I, automatic overturn for TTLT-II.

3.Transparent sleeve, stainless steel net racks.

4.Automatic temperature control, automatic time keeping.

5.Timing overturn indication forecast and fault alarm, (only for TTLT-II)

6.Magnetic water pump circulating water flow uniform heat system is adopted, and bath temperature is uniform.

7.Double-functional head which can lift and descend electrically and turn over manually, (only for TTLT-II)

Specification

Model	TTLT-I	TTLT-II
Number of Sleeve	3 pieces	
Hyaline Sleeve Inner Size	φ52xH60mm	
The Net Frame of Stainless Steel	2 pieces/diameter 50mm/each 39 holes of 4mm	
Automatic Time Range	10～900min	
Time Precision	±0.5min	
Temperature Control Range	20~45°C	
Temperature Control Precision	±0.5°C	
Volume of Beaker	5Lx3	
Power Supply	AC110/220v±10%,50/60HZ	
Shipping size (WxDxH)(mm)	800x530x850	780x500x870
Gross Weight(kg)	50	70

Transparency Tester



Advantage

1.Environmental influences on results are completely eliminated.

2.Samples can be easily removed or inserted using standard test tubes.

3.The gas-tight light source system provides a more stable and consistent light source, resulting in more accurate and reliable test results.

Specification

Model	TT-II
Transparency Testing Range	20~500 mm
Transparency Testing Precision	±5mm
Volume of Glass Tube	400mL
Power Supply	AC220/110V; 50/60Hz
Dimensions(WxDxH)(mm)	600x200x630
Shipping Size(WxDxH)(mm)	700x300x750
N.W./G.W. (kg)	11/16

BAWERS
MEDICAL EQUIPMENT

Accessories

Manual Adjustable Base Stand







Description

The Manual adjustable base stand is suitable for Biological Safety Cabinet, Laminar Flow Cabinet, Fume Hood and other Lab equipment which need adjustable height base stand. It can adapt to the operation requirements of different heights and positions, providing flexible operation.

Specification

Accessory	Manual adjustable base stand
Height Adjustable Range	650mm~827mm (The adjustable height range can be customized according to customer requirements.)
Max.Load	500kg
Material	Cold rolled steel
Caster	Footmaster Caster
Application	Suitable for Biological Safety Cabinet, Laminar Flow Cabinet, Fume Hood and other Lab equipment.

Airflow Tester



Advantage

- Small in volume, light in weight, easy to operate, safety and noiseless in using.
- Low power consumption(two batteries).
- One-button operation,convenient to use.
- Small in particle size(about 5 um), easy to absorb.
- Automatic power off when there is no liquid.

Function

- One-button operation
- Power indication.
- Low-battery detection
- Automatic power off when there is no liquid

Specifications

Model	NE-M01
Particle Distribution	the proportion of particle diameter smaller than 5μm is no less than 90%
Nebulization Rate	≥0.25 mL/min
Working Mode	Continuous working
Safety classification	Class II , type BF applied part
Power Supply	Two "AA" batteries or power adapter(DC 5V); 110KHz±10%
Standard Accessory	Connection line for adapter, Mask
Shipping Size(W×D×H)(mm)	1360x900x1070
G.W.	0.2kg

Laboratory Chair



LC-M01



LC-M27

Advantage

- 360° rotation, adjustable up and down.
- Anti-static.
- Ergonomic seat and back.
- Equipped with foot rings for extra support and comfort.
- With five casters to ensure the stability of the chair and the flexibility of movement.

Specification

Model	LC-M01	LC-M27
Seat/back Material	PU	
Height Adjustable Range	42~54cm	
Seat Size	Φ330mm	485×425mm
Back Size	/	440×330mm
Shipping Size(W×D×H)(mm)	370×370×150	600×600×240
G.W.	3kg	8.5kg

Fume Hood, Benchtop model



Advantage

●Microprocessor control system, LED Display.

●HEPA filter with efficiency: 99.995% at 0.3um.

●Manual front window is 5mm toughened glass, anti-oxidation.

●Air speed adjustable.

●Desktop type, with a handle, saving space and easy to move.

●Desktop type, with a handle, saving space and easy to move.

●Pre-filter is polyester fiber, washable and anti-ultraviolet radiation.

●Automatic cutting off UV lamp function by opening glass.

●FMH-500II have color screen LCD controller (with sterilization timing, built-in socket controllable switch , front window status display, can set three position interlock , cumulative work timing, remote control.

Specifications

Model	FMH-500 FMH-500II
Applicable Scope	Protect operator and environment
Airflow Direction	Vertical
Cleanliness	Class 100
High Efficiency Filter	0.3um partical ≥ 99.999%
Colony count	≤0.5pcs/vessel (petri dish is φ 90mm)
Wind Speed	>0.5 (m/s)
Air Velocity	0.2-0.6 (m/s)
Sound Emission	≤62db
Vibration Semi-peak Value	≤3um
Work Surface Bearing	10kg
Inner Chamber	SUS304 Stainless steel plate
Outer Shell	Cold rolling steel electrostatic spraying exterior
Operation Door	Tempered Glass
Max Door Opening	310mm
Pre-Filter	Polyurethane
LED Lamp	8Wx1
UV Lamp	8Wx1
Top Fan	90W one piece
Display	LED (Model II: LCD color screen)
Air Velocity Control	Intelligent multi-level adjustable
Additional Function	One key to open and close lighting sterlization
Consumption	110W
Power Supply	AC220V/0.5A,50/60Hz
Internal Size (WxDxH) (mm)	480x340x370
External Size (WxDxH) (mm)	550x460x700
Shipping Size (WxDxH) (mm)	680x590x850
NW/GW (kg)	36/41
Optional Accessory	Air Velocity sensor

Air Purifier



Description

Air Purifier mainly uses an air filtration system composed of a pre-filter and a HEPA high-efficiency filter to adsorb and filter particles and harmful aerosols ≥5um indoors. It achieves disinfection and purification of the air in the disinfection space through UV/lysozyme module, resulting in a cleanliness level of 6 (equivalent to the original level 1000) and a local level 5 (equivalent to the original level 100) in terms of disinfection. This effectively reduces the chances of indoor personnel such as medical staff and patients getting infected.

Advantage

●Stylish and durable design.

●Authoritative testing, coexistence of humans and machines.

●High air volume, low noise, powerful disinfection.

●Three adjustable wind speeds, nine-stage scheduled disinfection.

●Modular structure, extremely convenient maintenance.

●Equipped with a mobile stand for flexible disinfection space.

●Various installation methods, can be used as a portable device or installed on the ceiling.

●Tested by authoritative institutions, the disinfection effect exceeds the regulatory requirements.

Specifications

Model	ADP-1000	ADP-1000I
External Size (WxDxH) (mm)	890x120x1400	890x120x1400
Airflow Volume	1000m3/h	1000m3/h
UV intensity/lysozyme	72W	Lysozyme
Applicable volume	≤100m3	≤100m3
Working time	≥60min	≥60min
Consumption	150W	150W
Sound Emission	≤60dB(A)	≤60dB(A)
Filter	Primary Filter, HEPA filter	
Air speed level	1-3 adjustable	
Installation method	Movable & Ceiling installation	
Display	LCD color screen	
Power supply	220V 50Hz	
Shipping Size (WxDxH) (mm)	960x185x1550	
NW/GW(kg)	36/42	

BAWER MEDICAL EQUIPMENT

Pass Box



Air Shower Pass Box



Pass Box

Description

Pass Box is used to transfer goods between rooms of different clean levels of clean room. It can reduce times of opening door, prevent the air convection between different rooms and minimize the pollution extent.

Specifications

Type	Air Shower Pass Box			Pass Box		
Model	ASPB-1	ASPB-2	ASPB-3	PB-1	PB-2	PB-3
External Size(WxDxH)mm	660x570x1000	760x670x1100	860x770x1200	660x570x580	760x670x680	860x770x780
Internal Size(WxDxH)mm	500x500x500	600x600x600	700x700x700	500x500x500	600x600x600	700x700x700
Material	304 Stainless steel					
Interlock	Electronical					
UV Lamp	30Wx1					
HEPA Filter	Efficiency2 99.999% at 0.3μm			/	/	/
Clean air speed	0.36~0.54m/s			/	/	/
Gross Weight (kg)	75	95	105	50	70	80
Package Size(WxDxH) (mm)	700x700x1250	800x800x1350	900x900x1450	700x700x750	800x800x850	900x900x950

Air Shower



Description

Air shower is a a necessary purification equipment, installed between clean room and non-clean room. When people need to enter the clean area, it is necessary to pass through the air shower, and the clean air blown out can remove the dust carried by people, effectively preventing or reducing the entry of dust sources into the clean area. The front and back doors of the air shower are electric interlocked, which can effectively prevent unpurified air from entering the clean area.

Advantage

- Automatic control, double door with electronic interlock, Automatic induction blowing, Double door lock when blowing.
- Three materials can be choosed: Fully cold-rolled steel with powder coating, Fully stainless steel, Internal stainless steel, external with cold-rolled steel..
- Thickened 304 stainless steel base plate, 304 stainless steel nozzle
- LED display，easy to operate。
- Display panel operation includes: Manual blowing; Emergency button; Lighting control; Shower time setting: 0~99s adjustable.

Specifications

Model	AS-1P1C	AS-1P2C	AS-2P2C
External Size(WxDxH)	1300x1000x2050mm	1500x1000x2050mm	1500x2000x2050mm
Shower Area Size(WxDxH)	800x900x1930mm	800x900x1930mm	800x1900x1930mm
HEPA Filter	99.995% efficiency at 0.3μm		
Spraying Wind Speed	25m/s		
Air Shower Time	0~99s (adjustable)		
Sound Emission	<70db		
No.of SS Nozzles	6	12	24
Fluorescent Lamp	12Wx1	12Wx1	12Wx2
Consumption	550W	1100W	2200W
Cabinet Material (Optional)	Full cold-rolled steel with powder coating.		
	Internal stainless steel,external with cold-rolled steel.		
	Full Stainless Steel.		
Door Material (Optional)	Cold-rolled steel with powder coating.		
	Stainless Steel.		
Chassis	Stainless Steel		
Power Supply	AC220V±10%, 50/60Hz; 110V±10%, 60Hz		
Net Weight (kg)	150	200	500
Gross Weight (kg)	300	400	700
Shipping Size (WxDxH)mm	1400x1200x2200	1600x1200x2200	1600x2200x2200

Class I Biological Safety Cabinet



Humanized Design

●Perforations at the back wall of the work zone which are designed to eliminate air turbulence and the possibility of dead air corners in the work zone.

●Intuitive and easy-to-use microprocessor controller with LCD display, graphical and digital display of the operating status of each function, such as filter life, UV life etc.

●Ergonomic Control Panel Location, centered and angled down for an easy reach & viewing.

●The non-direct light source design can effectively relieve the operator's visual fatigue under the condition of ensuring the illumination.

●Brushed stainless steel work surface is for easy cleaning.

Description

Class I Biological Safety Cabinet is a biological safety isolation equipment used in biological safety laboratories or other laboratories. It is usually used to handle low-risk biological materials. Suitable for testing samples without requiring protection. Protect Operator and the Environment.

Applications

Microbiology (non-pathogenic)
Forensics
Sterile product compounding



controller with LCD display



Waterproof socket



UV lamp



HEPA filter



Water Tap & Gas Tap
(Optional)

Convenience Features

●Memory function in case of power-failure.

●HEPA filter and UV life indicators facilitate a timely replacement plan .

●Two side glass windows installed for easy experiment observation.

●Equipped with temperature sensor to show the real temperature during operation.

●Waterproof socket provide convenience for small instruments to be used in the operating area.

Safety Performance

●Front sliding sash interlock with fan and UV lamp.

●UV sterilization with UV lamp timing function.

●Front sash and side windows are made of UV-resistant tempered glass.

●The host and sockets have independent capacitors to prevent current overload.

●Audio and Visual alarm on filter life, UV life etc

Airflow Pattern

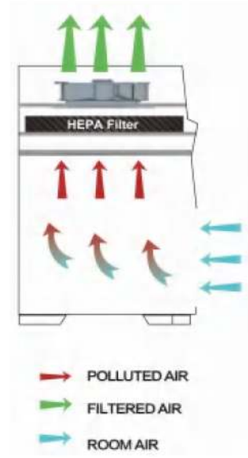

Specifications

Model		BSC-I-1100	BSC-I-1300	BSC-I-1600	BSC-I-1900
External Size (WxDxH)		1050x710x1850mm	1320x710x1850mm	1625x710x1850mm	1930x710x1850mm
Internal Size (WxDxH)		950x615x625mm	1220x615x625mm	1525x615x625mm	1830x615x625mm
Work Surface Height		750mm			
Control System		Microprocessor controller with LCD display, graphical and digital display of the operating status			
		Audio and Visual alarm on filter and UV changing			
		Front sliding sash interlock with fan and UV lamp			
		HEPA filter and UV life indicators facilitate a timely replacement plan			
Air filtration system	Cleanness	ISO Class 5 (formerly Class 100)			
	Airflow Velocity	0.2~0.5 m/s，Speed adjustable,			
	HEPA Filter	1 pcs, Efficiency: > 99.995% at particle size of 0.3 μm			
	Partial air circulation	Perforations at the back wall of the work zone which are designed to eliminate air turbulence and the possibility of dead air corners in the work zone.			
Sound Emission		≤62dB(A)			
Illuminating Lamp		LED Type, Illumination ≥900Lx			
UV Decontamination System		With timing function from 0 to 999 minutes Interlock with front sliding sash.			
		Emission of 253.7 nanometers for best sterilization effect.			
		20W*1	30W*1	30W*1	20W*2
Power Consumption		155W	285W	285W	300W
Cabinet Structure		External devices connected via power socket are not included.			
		Main body: Electro-Galvanized steel with antimicrobial powder coating			
		Work zone: 304 Stainless steel, an angled front, rounded work surface front edge			
		Manual front window and Side windows: 5 mm UV resistant tempered glass			
Power Supply		AC220V ±10%, 50/60Hz,1P			
Standard Accessory		Base stand; LED lamp; UV lamp; Waterproof socket×2 (only 1 for BSC-I-1100)			
Optional Accessory		Water Tap, Gas Tap, Height adjustable base stand			
Gross Weight		225kg	255kg	285kg	330kg
Shipping Size (W×D×H) mm		1190x990x1325	1460x990x1325	1765x990x1325	2070x990x1325
Shipping Volume (m3)		1.56	1.92	2.3	2.7

MEDICAL EQUIPMENT

Class I Biological Safety Cabinet

Class II A2 Biological Safety Cabinet

CE





LCD touch screen,7 inch, easy to operate



AAF ULPA filter (Standard)



German EBM blower



Air Velocity sensor



Removable work zone, 304 Stainless steel.

(Easy to pull out, convenient for cleaning and disinfection.)

Advantage

1.Standard with AAF ULPA filter.

2.With German EBM blower.

3.UV sterilization function and timing function can be set by appointment.

4.Automatic air speed adjustable.

5.With memory function in case of power-failure.

6.Audio and visual alarm (Abnormal airflow velocity, filter failure, UV lamp failure, Front window at unsafe height).

5. Interlock function: UV lamp and front window; UV lamp and blower, LED lamp; blower and front window.

Technical Specifications

Model	BSC-IIA2-1100	BSC-IIA2-1400
Internal Size (W×D×H)	950x666x600mm	1300x666x600mm
External Size (W×D×H)	1050x836x2120mm	1400x836x2100mm
Tested Opening	Safety height 200mm(8")	
Max Opening	400mm	
Work Surface Height	800mm	
Airflow System	70% air recirculation, 30% air exhaust	
Downflow Velocity	0.37m/s	
Inflow Velocity	0.55 m/s	
Blower	German EBM blower	
Filter Specification	AAF ULPA filter	
Supply ULPA filter Size	896x546x69mm	1246x546x69mm
Exhaust ULPA filter Size	455x415x69mm	805x415x69mm
Cleanliness grade	Class 100 (ISO14644.1 Class 5)	
Display	LCD touch screen	
Alarm	Abnormal airflow velocity, filter failure, UV lamp failure, Front window at unsafe height	
Front Window	Motorized, Two-layer laminated toughened glass ≥ 5mm. Anti UV.	
LED Lamp	30Wx2	36Wx2
UV Lamp	20Wx1	30Wx1
Rated Consumption	1800W	
Illumination	≥800Lx	
Sound Emission	≤65dB(A)	
Power Supply	AC220V±20, 50Hz，110V,60HZ (Optional)	
Material	External Main body: Electro-galvanized steel with antimicrobial Powder Coating Work surface: 304 stainless steel	
Standard Accessory	1.Base stand；2.Air Velocity sensor；3.AAF ULPA filter; 4. EBM blower; 5.LCD touch screen；6.LED lamp；7.UV lamp；8.Waterprof socket；9.Front window；10.Caster；11.Foot switch	
Optional Accessory	1.Gas tap；2.Water tap ； 3.IV bar with hooks；4.Pressure meter；5.Exhaust Thimble canopy and 6m Air duct assembly	
Net Weight	224kg	263kg
Gross Weight	291kg	349kg
Shipping Size (W×D×H)	1210x1140x1710mm	1560x1140x1710mm
Shipping Volume(m^3)	2.4	3.1

BAWEI MEDICAL EQUIPMENT

Class II A2 Biological Safety Cabinet

CE



Removable work zone, 304 Stainless steel.

(Easy to pull out, convenient for cleaning and disinfection.)

LCD touch screen



(Real-time monitoring and display front window status/Velocity/Pressure, Date/Time/Temperature/filter and UV lamp life/System working status etc.)



Foot Switch (Standard)



Gas Tap (Optional)



Water Tap (Optional)

Advantage

1.Standard with high precision Air Velocity sensor.

2.UV sterilization function and timing function can be set by appointment.

3.With memory function in case of power-failure.

4.Audio and visual alarm (Abnormal airflow velocity, HEPA filter failure, UV lamp failure, Front window at unsafe height).

5. Interlock function: UV lamp and front window; UV lamp and blower, LED lamp; blower and front window.

6. Work area surrounded by negative pressure, prevent leakage,improve Biosafety.

7. Foot switch: adjust front window height, to avoid airflow turbulence caused by arm movement.

Technical Specifications

Model	BSC-IIA2-1500	BSC-IIA2-2000
External Size (W×D×H) mm	1500x750x2250mm	1940x790x2130mm
Internal Size (W×D×H) mm	1350x600x600mm	1850x625x575mm
Tested Opening	Safety Height 200mm (8")	
Max.Opening	440mm	
Airflow System	70% air recirculation, 30% air exhaust	
Downflow Velocity	0.33±0.025m/s	
Inflow Velocity	0.53±0.025m/s	
Total Air Exhaust	500m³/h	705m³/h
Filter Specification	Two, HEPA filter, ≥99.995% efficiency at 0.3 μm	
Supply HEPA Filter Size(mm)	1380x470x69	1880x495x69
Exhaust HEPA Filter Size(mm)	920x420x69	1420x420x69
Cleanliness Grade	Class 100 (ISO14644.1 Class 5)	
Display	Full color 7.0-inch touch screen	
Front Window	Motorized, Tempered Glass	
LED Lamp	16Wx2	
UV Lamp	40Wx1	
Rated Consumption	1800W	2200W
Illumination	Average Illuminance≥650 lx, the measured value of each illuminance≥ 430 lx	
Sound Emission	≤67db	
Vibration Semi-peak Value	≤5μm	
Power Supply	AC220V±20, 50Hz; 110V, 60HZ (Optional)	
Material	External Main Body:Cold rolling steel electrostatic spraying exterior	
	Work Surface: 304 stainless steel	
Standard Accessories	1.Base stand; 2.Air Velocity sensor; 3.HEPA filter; 4.Full color 7.0-inch touch screen; 5.LED lamp; 6.UV lamp; 7.Waterprof socket; 8.Motorized Front window; 9.Caster; 10.Foot Switch	
Optional Accessories	1.Gas tap; 2.Water tap; 3.IV bar with hooks	
Net Weight	320kg	401kg
Gross Weight	400kg	461kg
Shipping Size(W×D×H)(mm)	1630x880x2380	2070x920x2260
Shipping Volume (m3)	3.5	4.4

MEDICAL EQUIPMENT

Class II A2 Biological Safety Cabinet

CE





LCD touch screen

(Real-time monitoring and display front window status/Velocity/Pressure, Date/Time/Temperature/filter and UV lamp life/System working status etc.)



Air Velocity sensor (Standard)

(Precise control of downflow velocity, even if the filter resistance doubled, it also can maintain constant air velocity.)



Removable work zone, 304 Stainless steel.

(Easy to pull out, convenient for cleaning and disinfection.)



Foot Switch
(Standard)



1pcs*Explosion-proof/

Waterprof socket (Stamdard)



Pressure Meter
(Optional)



Base stand (Optional)



Gas Tap (Optional)



Water Tap (Optional)



IV Bar with hooks (Optional)

Specification

Model	BSC-IIA2-2F
Internal Size (W×D×H)	610×550×600mm
External Size (W×D×H)	710x780x1430mm (without base stand) 710x780x2050mm(with base stand)
Work Surface Height	750mm
Airflow System	70% air recirculation, 30% air exhaust
Downflow Velocity	0.35m/s (Airflow fluctuation over 20% , there is Visual and Audio alarm)
Inflow Velocity	0.52 m/s (Airflow velocity less than 0.40 m/s, there is Visual and Audio alarm)
Filter Specification	H14 HEPA filter, ≥99.995% efficiency at 0.3μm
Supply HEPA filter Size	570×490×70mm
Exhaust HEPA filter Size	540×370×70mm
Cleanliness grade	Class 100 (ISO14644.1 Class 5)
Display	LCD touch screen, Real-time monitoring and display front window status, inflow and downflow velocity, Pressure, date/Time/temperature, filter and UV lamp life, system working status etc.
Alarm	Abnormal airflow velocity, HEPA filter failure, UV lamp failure, Front window at unsafe height
Front Window	Motorized, toughened glass
LED Lamp	10w×2
UV Lamp	15w×1
Rated Consumption /Max.Consumption	260w/320w Not include socket consumption
Explosion-proof socket	3A 1pcs (IP54)
Socket Power Consumption Support	<1100w (220V), <550W (110V)
Illumination	≥900Lx
Sound Emission	≤60dB(A)
Work surface net vibration amplitude	≤2μm
Power Supply	AC220V / 50Hz; 110V/60HZ
Material	External Main body: Electro-galvanized steel with antimicrobialPowder Coating Work surface: 304 stainless steel
Standard Accessory	1.Air Velocity;sensor ; 2.Foot switch; 3.LCD touch screen; 4.LED lamp ; 5.UV lamp; 6.Explosion-proof/Waterprof socket; 7.Motorized front window; 8.Footmaster caster; 9.Removable shallow-plate stainless steel work surface
Optional Accessory	1.Base stand 2.Gas tap 3.Water tap 4.IV bar with hooks ; 5.Exhaust Thimble canopy and 6m Air duct assembly ; 6.ULPA filter 7.Pressure meter
Net Weight	220kg
Gross Weight	270kg
Shipping Size (W×D×H)	850×990×1650mm
Shipping Volume(m^3)	1.4

Advantage

1.UV sterilization function and timing function can be set by appointment.
2.Motorized front window. contro imit and trave imit double protection. ergonomic 10° tit Angle, improve the operation comtfort
3.With memory function in case of power-failure
4. Work area surrounded by negative pressure, prevent leakage,improve Biosafety.
5.Audio and visual alarm (Abnormal airflow velocity, HEPA filter failure, UV lamp failure, Front window at unsafe height)
6. nterlock function: UV lamp and front window: UV amp and blower, LED lamp: blower and front window.
7. Foot switch: adiust front window height. to avod airflow turbulence caused by arm movement.



BOWERS MEDICAL EQUIPMENT

Biological Safety Cabinet

Class II B2 Biological Safety Cabinet

CE





LCD touch screen,7 inch, easy to operate



AAF ULPA filter (Standard)



German EBM blower



Air Velocity sensor



Removable work zone, 304 Stainless steel.
(Easy to pull out, convenient for cleaning and disinfection.)

Advantage

1.Standard with AAF ULPA filter.

2.With German EBM blower.

3.UV sterilization function and timing function can be set by appointment.

4.Automatic air speed adjustable.

5.With memory function in case of power-failure.

6.Audio and visual alarm (Abnormal airflow velocity, filter failure, UV lamp failure, Front window at unsafe height).

7. Interlock function: UV lamp and front window; UV lamp and blower, LED lamp; blower and front window.

Specifications

Model	BSC-IIB2-1100	BSC-IIB2-1400	BSC-IIB2-1500	BSC-IIB2-1800
External Size (WxDxH)mm	1050x836x2150	1400x836x2150	1500x836x2150	1800x836x2150
Internal Size (WxDxH)mm	950x666x600	1300x666x600	1350x666x600	1625x666x600
Tested Opening	Safety Height 200mm (8")			
Max.Opening	400mm			
Work Surface Height	800mm			
Airflow System	100% air exhaust			
Downflow Velocity	0.34m/s			
Inflow Velocity	0.55m/s			
Blower	German EBM Blower			
Filter Specification	Two, AAF ULPA filter, 99.9995% efficiency at 0.12 μm, filter life indicator			
Cleanliness Grade	Class 100 (ISO14644.1 Class 5)			
Display	LCD touch screen			
Alarm	Abnormal airflow velocity, ULPA filter failure, UV lamp failure, Front window at unsafe height			
Front Window	Motorized, Two-layer laminated toughened glass ≥ 5mm. Anti UV.			
LED Lamp	30Wx2	36Wx2	36Wx2	36Wx2
UV Lamp	20Wx1	30Wx1	40Wx1	40Wx1
Rated Consumption	2060W	2082W	2092W	2092W
Illumination	≥800Lx			
Sound Emission	≤67dB(A)			
Power Supply	AC220V±20, 50Hz，110V,60HZ (Optional)			
Material	External Main body: Electro-galvanized steel with antimicrobial Powder Coating			
	Work surface: 304 stainless steel			
Standard Accessories	1.Base stand；2.Air Velocity sensor；3.AAF ULPA filter; 4.EBM Blower; 5.LCD touch screen；6.LED lamp；7.UV lamp；8.Waterprof socket；9.Motorized Front window；10.Caster；11.Exhaust Blower；12. 6 meters exhaust duct (diameter 300mm)			
Optional Accessories	1.Gas tap；2.Water tap；3.IV bar with hooks；4.Pressure meter			
Net Weight	284kg	323kg	350kg	430kg
Gross Weight	346kg	404kg	435kg	550kg
Shipping Size (WxDxH) mm (Main unit)	1210x1140x1710	1560x1140x1710	1650x1140x1710	1950x1140x1710
Shipping Size (WxDxH)mm (Exhaust blower)	700x700x500	700x700x500	700x700x500	700x700x500
Shipping Volume (m3)	2.7	3.4	3.5	4.1

BAWEI MEDICAL EQUIPMENT

Dispensing Booth (Sampling or Weighing Booth)



Description

The dispensing booth is a local purification equipment dedicated to places such as pharmaceuticals, microbiological research and scientific experiments. It provides a kind of vertical, unidirectional airflow that produces negative pressure in the working area, part of the clean air circulates in the working area, part is discharged to the nearby area to prevent cross-contamination, to ensure the high cleanliness in the working area.

Advantage

- Customized design is welcome.
- The touch LCD control panel control the start and stop of the fan, and adjust the wind speed.
- Differential pressure gauge is equipped to real-time monitor the filters.
- Uniform flow design of main working area can protects the operators and prevent environmental pollution and cross contamination of products.
- There is an exhaust adjustment plate inside the air supply box, which can adjust the exhaust volume within a reasonable range.
- Dispensing Booth(Sampling or Weighing Booth) has primary filters, medium efficiency filters and HEPA filters to keep air cleanliness of work area.

Specifications

Model	DB-1000	DB-1300	DB-1500
External Size(WxDxH)(mm)	1000x1350x2400	1300x1350x2400	1500x1350x2400
Internal Size (WxDxH)(mm)	900x850x1950	1200x850x1950	1400x850x1950
Air Velocity	0.38-0.58m/s		
Supply air volume	1800m3/h	2600m3/h	3000m3/h
Exhaust air volume	10%~15%		
HEPA filter size (WxDxH)(mm)	720*590*90	1020*590*90	1220*590*90
Clean Level	ISO 5 (Class 100)		
Illumination	≥300 lux		
Sound Emission	≤75dB		
Consumption	0.35KW	0.55KW	0.75KW
Power Supply	AC three-phase 380V/50Hz		
	(Optional: AC single-phase 220/110V,50Hz)		
N.W./G.W. (kg)	290/320	380/420	470/520
Shipping Size (WxDxH)(mm)	1200*1550*2700	1500*1550*2700	1700*1550*2700
Shipping Volume (m3)	5.1	6.3	7.1

Ductless Fume Hood



Humanized Design

Ergonomic Control Panel Location, centered and angled down for an easy reach & viewing.

Made of solid psychological board, resistant to strong acid and alkali

The non-direct light source design can effectively relieve the operator's visual fatigue under the condition of ensuring the illumination

Intuitive and easy-to-use microprocessor controller with LCD display, graphical and digital display of the operating status of each function, such as filter life, UV life etc.

Description

FMH series ductless fume hood is a kind of negative pressure ventilation system for protecting operator and laboratory, utilizes carbon filtration to protect laboratory personnel from toxic chemical fumes, odors, and particles. Known for its plug-and-play feature and mobility, ductless fume hood guarantees a hassle-free installation and no lab work interruption.



LCD Display and Control Panel



Waterproof socket



UV lamp



Water Tap and sink (Standard)



Work surface



Gas Tap (Standard)



Active Carbon Filter (Standard)

Safety Performance

- Front sliding sash interlock with fan and UV lamp.
- UV sterilization with UV lamp timing function.
- Front sash and side windows are made of UV-resistant tempered glass.
- The host and sockets have independent capacitors to prevent current overload.
- Memory function in case of power-failure.

Convenience Features

- Memory function in case of power-failure.
- Filter and UV life indicators facilitate a timely replacement plan.
- Two side glass windows installed for easy experiment observation.
- Equipped with temperature sensor to show the real temperature during operation.
- Waterproof socket provide convenience for small instruments to be used in the operating area.

Airflow Pattern

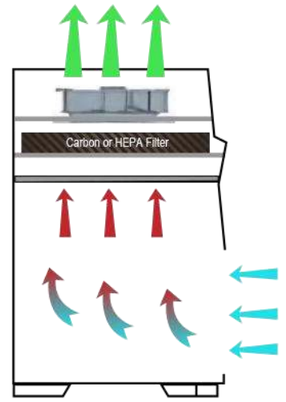

Specification

Model	FMH-1000D	FMH-1200D	FMH-1500D	FMH-1800D
External Dimensions(WxDxH)(mm)	1000x840x2150	1220x840x2150	1525x840x2150	1830x840x2150
Internal Dimensions(WxDxH)(mm)	880x730x745	1100x730x745	1405x730x745	1710x730x745
Control System	Microprocessor controller with LCD display, graphical and digital display of the operating status of each function.			
Maximum Opening	520mm			
Work Surface Height	750mm			
Airflow Velocity	Adjustable, 0.3~0.8 m/s			
Filter	Active Carbon Filter			
Sound Emission	≤68dB(A)			
Fluorescent Lamp	LED type, Intensity ≥900Lx			
UV Lamp	With timing function, Interlock with front sliding sash. Emission of 253.7 nanometers for best sterilization effect.			
Waterproof Socket	1pc	2pc	2pc	2pc
Consumption	400W	500W	500W	500W
Materials	The power consumption does not include external device connected via power socket Main Body: Electro-galvanized steel with antimicrobial powder coating Work Table: Solid psychological board, resistant to strong acid and alkali			
Windows	Manual Sliding Sash 5 mm UV resistant tempered glass with counter-balance system and ergonomic handle Side Windows: 5 mm UV resistant tempered glass			
Power Supply	AC220V ±10%, 50/60Hz,1P			
Standard Accessory	Base stand; LED lamp; UV lamp; Waterproof socket; Water Tap, Gas Tap, Water Sink; Exhaust Duct-4 meters; Active Carbon Filter			
Optional Accessory	HEPA Filter; Base Cabinet			
Shipping Weight(Kg)	250	280	330	390
Shipping Dimensions(WxDxH)(mm)	1140x1100x1635	1360x1100x1635	1665x1100x1635	1970x1100x1635
Shipping Volume (m^3)	2	2.5	3.1	3.6

Ducted Fume Hood

CE



Description

FMH (DA) series Fume Hood is designed as a negative pressure ventilation system that ensures the safety of operators and the laboratory environment. It works by drawing room air inward through the front opening of the hood and continuously ventilating it with an extraction blower. This prevents the spread of contaminated fumes, vapors, toxic gases, aerosols, and corrosive substances that may be generated during experiments. Furthermore, an optional active carbon filter can purify the polluted air before it is exhausted through the duct, thereby protecting the outdoor environment as well.



Work table (Chemical resistant phenolic resin)



Sash air foil and bypass system on front panel



LCD Display



Waterproof Socket



Gas & Water Tap



Gas & Water Remote Control

Advantage

1. New design, with a liquid collection tank behind the backpanel to collect the waste liquid generated during the experiment and reduce pollution.
2. UV lamp for sterilization.
3. Resistant to weak acid and alkali.
4. Adjustable air speed.
5. Motorized front window, height adjustable.
6. Microprocessor control system, LCD display.
7. Memory function in case of power failure.
8. Front panel with bypass Grille, Sash air foil and bypass system achieve function of Air supplement. Meets North American fume hood design standards.

Airflow Pattern

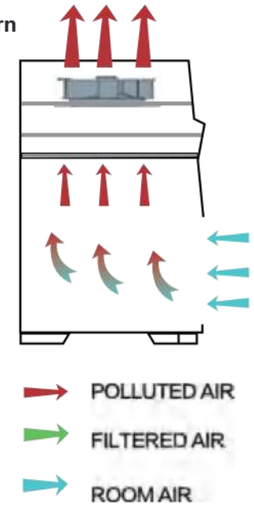

Specification

Model	FMH-1000DA	FMH-1200DA	FMH-1500DA	FMH-1800DA
External Size (WxDxH)	1040x800x2200mm	1240x800x2200mm	1540x800x2200mm	1840x800x2200mm
Internal Size (WxDxH)	820x670x730mm	1020x670x730mm	1320x670x730mm	1620x670x730mm
Work Surface Height	850mm			
Max Opening	520mm			
Air Velocity	0.3~0.8m/s			
Sound Emission	≤68dB			
Exhaust Duct	PVC, Standard length: 4 meters.			
	Φ300mm			
LED Lamp	8Wx1	12Wx1	16Wx1	12Wx1
UV Lamp	Emission of 253.7 nanometers for most efficient decontamination			
Blower	Built-in centrifugal blower; Speed adjustable.			
Front Window	5mm toughened glass; Motorized; Height adjustable.			
Power Supply	AC220±10%, 50/60Hz; 110V±10%, 60Hz			
Consumption	400W	400W	500W	500W
Material	Exterior: Cold-rolled steel with anti-bacteria powder coating.			
	Interior: Compact laminate board with good acid and alkali resistance function			
	Work Table: Chemical resistant phenolic resin			
Standard Accessory	UV lamp x2, LED lamp, Water tap, Gas tap, Water sink, Base cabinet; 2pc waterproof sockets			
	10m PVC aluminum foil composite exhaust duct, pipe strap x2 (Duct is retractable and can be cut freely)			
Optional Accessory	Active carbon filter /HEPA filter			
Gross Weight	286kg	317kg	350kg	400kg
Shipping Size (WxDxH) Main Body	1190x990x1690 mm	1390x990x1690 mm	1690x990x1690 mm	1990x990x1690 mm
Shipping Size (WxDxH) Base Cabinet	1190x990x900mm	1390x990x900mm	1690x990x900mm	1990x990x900mm
Shipping Volume (m³)	3.1	3.6	4.3	5.1

BOWERS MEDICAL EQUIPMENT

PP Fume Hood

CE



Description

PP fume hood is suitable for the experiment of strong acid, strong alkali, strong corrosion and volatility. It can effectively protect the operator from inhaling toxic gases and protect the operator and sample safety. And dramatically reduces the risk of fire and explosion. The environment can also be protected by installing appropriate filters.

Airflow Pattern

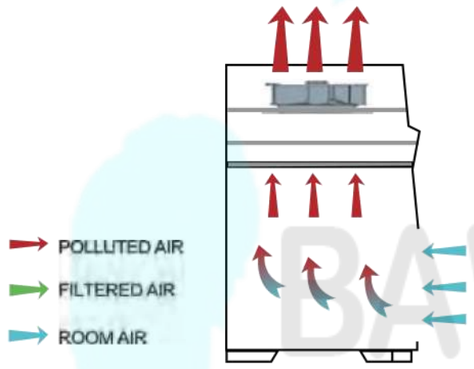

Advantage

1. The mainframe is made of PP (polypropylene) material, integrally welded.

2. Resistant to strong acid, alkali and strong corrosion.

3.Microprocessor control system, LCD display.

4.The top adopts a top-shield suction design, and the deflector is made of homogeneous PP material, which has strong acid and alkali resistance.

5.No airflow dead angle, and the maximum exhaust gas capture performance can be obtained.

6.The operating surface is equipped with water-retaining and anti-overflow treatment.



Gas Remote Control

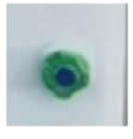

Water Remote Control



Gas & Water Tap



LCD Display



Waterproof Socket



Work table (Chemical resistant phenolic resin)

Specifications

Model		FMH-1000DP	FMH-1200DP	FMH-1500DP	FMH-1800DP
External Size (Wx Dx H)		1047x 800x 2450mm	1247x 800x 2450mm	1547x 800x 2450mm	1847x 800x 2450 mm
Internal Size (Wx Dx H)		787x 560x 700mm	987x 560x 700mm	1287x 560x 700mm	1587x 560x 700 mm
Work Surface Height		820mm			
Max Opening		740mm			
Air Velocity		0.3~0.8m/s			
Noise		≤68dB			
Exhaust Duct		4.3 meters, φ250mm			
LED Lamp		12Wx 2	12Wx 2	22Wx 2	18Wx 2
Blower		Built-in PP centrifugal blower(2 blowers for FMH-1800DP only); Speed adjustable			
Front Window		Resistant to acid and alkali, Manual, 5mm toughened glass, height adjustable.			
Power Supply		AC220V±10%, 50/60Hz; 110V±10%, 60Hz (Optional)			
Consumption		400W	400W	500W	500W
Material	Main Body	Made of Porcelain white PP, thickness 8mm, resistant to strong acid, alkali and anti-corrosion.			
	Work Table	Chemical resistant phenolic resin			
Standard Accessory		LED light;			
		Base cabinet;			
		Waterproof socketx 2;			
		Water tap(PP),Gas tap(PP);			
		Gas & Water remote control;			
		Water Sink;			
		PP centrifugal blower x 1(2 for FMH-1800DP only)			
		4.3 meters PVC duct (2 pcs of 4.3 meters PVC dust for FMH-1800DP only), Diameter: 250mm;			
		Pipe strap*2(4 pcs for FMH-1800DP only);			
Optional Accessory		PP work table, epoxy resin board, ceramic board or Solid core physical and chemical board;			
		Active carbon filter;			
		Outer PP centrifugal blowerx 1(only need to select when the duct more than 4.3m,			
		2pcs blower for FMH-1800DP only)			
Gross Weight	Main Body	137kg	155kg	180kg	206kg
	Base Cabinet	89kg	99kg	114kg	140kg
Package Size(Wx Dx H)	Main Body	1188x 938x 1612mm	1388x 938x 1612mm	1688x 938x 1612mm	1988x 938x 1612mm
	Base Cabinet	1188x 888x 1000mm	1388x 888x 1000mm	1688x 888x 1000mm	1988x 888x 1000mm
Shipping Volume (m^3)		2.9	3.4	4.1	4.8

BAWEIS MEDICAL EQUIPMENT

PP Fume Hood

Ductless Fume Hood



FMH-800DL(II)/FMH-1000DL



FMH-1275DL/FMH-1600DL



FMH-900DL/FMH-1200DL/FMH-1500DL

Specifications

Model	FMH-800DL(II)	FMH-1000DL	FMH-1275DL	FMH-1600DL
External Size (W×D×H) mm (Main Unit)	800×620×1245	1000×620×1245	1275×620×1245	1600×620×1245
External Size (W×D×H) mm (Optional Base Cabinet)	800×550×825	1000×550×825	1275×550×825	1600×550×825
Internal Size (W×D×H) mm	781×574×934	981×574×934	1256×574×934	1581×574×934
Airflow Velocity	0.4~0.6m/s			
Airflow Volume	230m³/h	230m³/h	690m³/h	690m³/h
Blower	1pcs	1pcs	3pcs	3pcs
	Imported PSC blower			
Pre-Filter	2pcs (370×395×21mm)		3pcs (370×395×21mm)	
Chemical Filter (Molecular filter)	4 groups	4 groups	6 groups	6 groups
	OG: Organic filter			
	AG: Inorganic filter			
	AM: Ammonia gas filter			
	FO: Formaldehyde filter			
	HEPA H14: HEPA filter			
	(Customer can choose any filter type according to the number of filters and the type of chemicals to operate.)			
Display	7-inch LCD touch screen			
Material	External: Galvanized steel sheet, diameter ≥1.2mm, Epoxy resin electrostatic spraying, corrosion resistance; Front and Side: ≥ 6mm acrylic board;			
	Work Surface: Epoxy resin, corrosion resistance, high temperature resistance			
Alarm Function	Filter saturation alarm; Abnormal temperature and humidity alarm; VOC alarm;Fan system failure alarm			
Sound Emission	≤52dB(A)			
Consumption	42W	42W	126W	126W
Power Supply	110V~240V,50/60Hz			
Standard Accessory	Chemical filters, Pre-filter, LED lamp, LCD touch screen, PSC blower, Real time temperature and humidity environmental monitoring system			
Optional Accessory	Base Cabinet, Differential Sensor(detect the saturation status of the HEPA filter), WeChat Remote monitoring system			
N.W/G.W (Main Unit)	102kg/122kg	114kg/144kg	132kg/167kg	174kg/216kg
N.W/G.W (Optional Base Cabinet)	54kg/69kg	62kg/82kg	90kg/115kg	114kg/142kg
Shipping Size (W×D×H) mm (Main Unit)	860×680×1450	1060×680×1450	1360×680×1450	1690×680×1450
Shipping Size (W×D×H) mm (Optional Base Cabinet)	860×620×900	1060×620×900	1300×620×900	1660×620×900

Ductless Fume Hood

Description

FMH-DL Series ductless fume hood is designed specifically to protect the safety of laboratory personnel during experimental operations. It can prevent operators from inhaling toxic, harmful, disease causing, or unknown toxic chemicals during experiments. It efficiently purifies ventilation cabinets and the air inside the laboratory.

Advantage

- Real time temperature and humidity environmental monitoring system, displaying temperature and humidity, setting alarm parameters to ensure product safety.
- With Filter saturation alarm system: The product is equipped with double-layer filters and dual VOC probes. One probe monitors indoor air quality and the other monitors filter saturation status. The filter is set to a saturation alarm value, which will sound an alarm if it exceeds the range. When the concentration exceeds the set value for a long time, the filter needs to be replaced.
- With advanced filtering module system, according to experimental requirements, to meet various different experiments.Fully adsorbs harmful gases, particulate dust, and other substances generated during filtration experiments.
- Supports SIM card 4G communication.
- Provide API interfaces and support third-party platform docking functionality.
- Optional WeChat Remote monitoring system, Through the WeChat client, remote management can be carried out, and historical VOC data, temperature and humidity environmental data can be viewed and presented in a curved manner; You can access historical alarm records and remotely control fans, lighting, and alarm lights.

Specifications

Model	FMH-900DL	FMH-1200DL	FMH-1500DL
External Size (W×D×H) mm (Main Unit)	900×620×1100	1200×620×1100	1500×620×1100
External Size (W×D×H) mm (Optional Base Cabinet)	900×630×825	1200×630×825	1500×630×825
Internal Size (W×D×H) mm	875×568×700	1175×568×700	1475×568×700
Airflow Velocity	0.4~0.6m/s		
Airflow Volume	230m³/h	460m³/h	690m³/h
Blower	1pcs	2pcs	3pcs
	Imported PSC blower		
Pre-Filter	1pcs(740*395*21mm)		3pcs(740*395*21mm)
Chemical Filter (Molecular filter)	4 groups	4 groups	6 groups
	OG: Organic filter		
	AG: Inorganic filter		
	AM: Ammonia gas filter		
	FO: Formaldehyde filter		
	HEPA H14: HEPA filter		
	(Customer can choose any filter type according to the number of filters and the type of chemicals to operate.)		
Display	5-inch LCD touch screen		
Material	External: Galvanized steel sheet, diameter ≥1.2mm, Epoxy resin electrostatic spraying, corrosion resistance; Front and Side: ≥ 6mm acrylic board;		
	Work Surface: Epoxy resin, corrosion resistance, high temperature resistance		
Alarm Function	Filter saturation alarm; Abnormal temperature and humidity alarm; VOC alarm;Fan system failure alarm		
Sound Emission	≤52dB(A)		
Consumption	42W	84W	126W
Power Supply	220V/50Hz		
Standard Accessory	Chemical filters, Pre-filter, LED lamp, LCD touch screen, PSC blower, Real time temperature and humidity environmental monitoring system		
Optional Accessory	Base Cabinet, Differential Sensor(detect the saturation status of the HEPA filter), WeChat Remote monitoring system		
N.W/G.W (Main Unit)	102kg/122kg	132kg/167kg	204kg/249kg
N.W/G.W (Optional Base Cabinet)	54kg/69kg	90kg/115kg	132kg/164kg
Shipping Size (W×D×H) mm (Main Unit)	960×680×1300	1290×680×1300	1590×680×1300
Shipping Size (W×D×H) mm (Optional Base Cabinet)	960×700×900	1290×700×900	1560×700×900

Ductless Fume Hood

CE



Advantage

●Powerful filtration system can be configured with HEPA filters and chemical filters according to customer requirements, effectively filtering and removing harmful substances to ensure a safe operating environment and protect personnel from harm.

●Easy to operate, equipped with a 7-inch LCD color touchscreen, it displays real-time parameters such as air velocity, VOC concentration, temperature and humidity, and filter lifetime. This achieves excellent human-machine interaction.

●Humanized design, three-sided acrylic transparent material observation window, convenient for multi-angle observation.

●Low noise design, using high-quality DC centrifugal blower to ensure performance while providing users with a quiet working environment.

Description

Ductless fume hood is a ventilation device used in laboratory and industrial environments, providing a safe and efficient air filtration and exhaust system to protect operators and the environment from harmful gases and particles. Its main feature is that it does not require the installation of a duct system, allowing for flexible placement in any desired location. It utilizes chemical/HEPA filters and a fan system to effectively filter and remove harmful substances from the air, including toxic gases, chemicals, microorganisms, and particles.



7-inch color touch screen



Base stand (Optional)

Specification

Model	FMH-800DL
External Size (WxDxH)	800x620x1130mm (Without Base Stand) 800x620x1800mm (With Base Stand)
Internal Size (WxDxH)	780x540x775mm
Operation surface Height	690mm
Max. opening	650mm
Air Velocity	0.4-0.6m/s
Consumption	60W
Power Supply	AC220V ±10%, 50/60Hz,1P
Display	7-inch color touch screen
Blower	DC Centrifugal blower, Adjustable speed
Sound Emission	≤60dB(A)
Front window	Manual acrylic window
Filter	Active Carbon Filter,1pcs (Standard)
Standard Accessory	Active Carbon Filter, LED lamp
Optional Accessory	Base stand, HEPA filter, Base Cabinet,UV lamp, Water tap, Gas tap
Shipping Size (W×D×H)	990x990x830mm
Gross Weight	120kg

BAWERS MEDICAL EQUIPMENT

Laminar Flow Cabinet, Horizontal type



Description

Horizontal Laminar Flow Cabinet provides a sterile work zone through a purified air that travels in a horizontal, unidirectional stream and leaves the main work chamber across the entire open front of the cabinet.

Safety Performance

- Front sliding sash interlock with fan and UV lamp
- UV sterilization with UV lamp timing function
- Front sash and side windows are made of UV-resistant tempered glass
- The host and sockets have independent capacitors to prevent current overload
- Memory function in case of power-failure.



controller with LCD display



Waterproof socket



UV lamp



HEPA filter



Water Tap & Gas Tap (Optional)

Applications

Plant tissue culture
Media plate preparationElectronics inspection
Medical device assembly

Humanized Design

- Ergonomic Control Panel Location, centered and angled down for an easy reach & viewing
- Brushed stainless steel work surface is for easy cleaning
- The non-direct light source design can effectively relieve the operator's visual fatigue under the condition of ensuring the illumination
- Intuitive and easy-to-use microprocessor controller with LCD display, graphical and digital display of the operating status of each function, such as filter life, UV life etc.

Laminar Flow Cabinet

Convenience Features

- HEPA filter and UV life indicators facilitate a timely replacement plan
- Two side glass windows installed for easy experiment observation
- Easy-to-change pre-filter installed could extend the HEPA filter's lifetime
- Equipped with temperature sensor to show the real temperature during operation
- Waterproof socket provide convenience for small instruments to be used in the operating area

Airflow Pattern

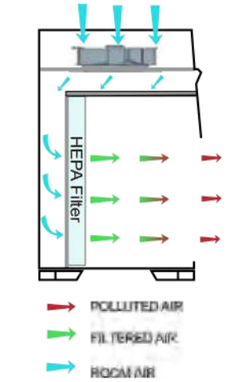

Specification

Model	LCB-H1100	LCB-H1300	LCB-H1600	LCB-H1900
External Size(W×D×H)(mm)	1050×805×1950	1320×805×1950	1625x805x1950	1930×805×1950
Internal Size(W×D×H)(mm)	950×490×574	1220×490×574	1525x490x574	1830×490×574
Control System	Microprocessor controller with LCD display, display the operating status of each function.			
Work Surface Height	750mm			
Airflow Velocity	Adjustable, 0.2~0.5 m/s			
HEPA Filter Efficiency	> 99.995% at particle size of 0.3 μm			
Pre-Filter	1 pc, made of washable polyester fiber			
Sound Emission	≤65dB(A)			
Fluorescent Lamp	LED Type, Intensity ≥900Lx			
LED Lamp	6.5W×1	9.6W×1	9.6W×1	6.5W×2
UV Lamp	20W×1	30W×1	30W×1	18W×2
	With timing function, Interlock with front sliding sash. Emission of 253.7 nanometers for best sterilization effect.			
Waterproof Socket	1pc	2pc	2pc	2pc
Consumption	155W	285W	285W	300W
	Doesn't include external device connected via power socket			
Materials	Main Body: Electro-galvanized steel with antimicrobial Powder Coating			
	Work Zone: Stainless steel, grade 304			
Windows	Manual Sliding Sash			
	5 mm UV Resistant Tempered Glass with counter-balance system and ergonomic handle			
	Side Windows: 5 mm UV Resistant tempered glass			
Power Supply	AC220V ±10%, 50/60Hz,1P			
Standard Accessory	Base stand; LED lamp; UV lamp; Waterproof socket			
Optional Accessory	Water Tap;Gas Tap; IV bar; Height adjustable base stand			
Net Weight (kg)	170	200	230	165
Shipping Weight (kg)	220	260	300	340
Shipping Size(W×D×H)(mm)	1190×1010×1425	1460×1010×1425	1765×1010×1425	2070×1010×1425
Shipping Volume (m³)	1.7	2.3	2.55	3.0

Laminar Flow Cabinet, Vertical type

CE



Description

Vertical Laminar Flow Cabinet provides sample protection as purified air travels across the working zone of the cabinet in a vertical, unidirectional stream and leaves the main work chamber across the entire open front of the cabinet.

Most vertical laminar flow cabinets also have perforations at the back wall of the work zone which are designed to eliminate air turbulence and the possibility of dead air corners in the work zone.



controller with LCD display



Waterproof socket



UV lamp



HEPA filter



Water Tap & Gas Tap (Optional)

Applications

Microbiology (non-pathogenic)
Forensics
Sterile product compounding

Humanized Design

- Ergonomic Control Panel Location, centered and angled down for an easy reach & viewing
- Brushed stainless steel work surface is for easy cleaning
- The non-direct light source design can effectively relieve the operator's visual fatigue under the condition of ensuring the illumination
- Intuitive and easy-to-use microprocessor controller with LCD display, graphical and digital display of the operating status of each function, such as filter life, UV life etc.

Convenience Features

- HEPA filter and UV life indicators facilitate a timely replacement plan
- Two side glass windows installed for easy experiment observation
- Easy-to-change pre-filter installed could extend the HEPA filter's lifetime
- Equipped with temperature sensor to show the real temperature during operation
- Waterproof socket provide convenience for small instruments to be used in the operating area

Airflow Pattern

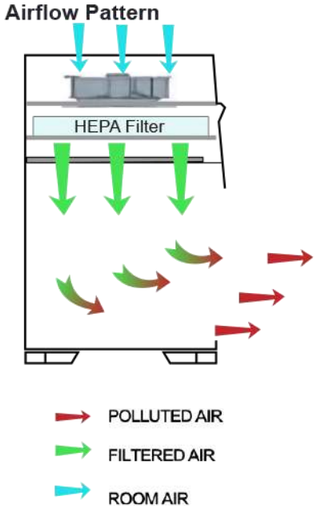

Safety Performance

- Front sliding sash interlock with fan and UV lamp
- UV sterilization with UV lamp timing function
- Front sash and side windows are made of UV-resistant tempered glass
- The host and sockets have independent capacitors to prevent current overload
- Memory function in case of power-failure.

Specifications

Model	LCB-V1100	LCB-V1300	LCB-V1600	LCB-V1900
External Size(W×D×H)(mm)	1050×710×1850	1320×710×1850	1625x710x1850	1930×710×1850
Internal Size(W×D×H)(mm)	950×615×625	1220×615×625	1525x615x625	1830×615×625
Control System	Microprocessor controller with LCD display, display the operating status of each function.			
Work Surface Height	750mm			
Airflow Velocity	Adjustable, 0.2~0.5 m/s			
HEPA Filter Efficiency	> 99.995% at particle size of 0.3 μm			
Pre-Filter	1 pc, made of washable polyester fiber			
Sound Emission	≤65dB(A)			
Fluorescent Lamp	LED Type, Intensity ≥900Lx			
LED Lamp	6.5W×1	9.6W×1	9.6W×1	6.5W×2
UV Lamp	20W×1	30W×1	30W×1	20W×2
	With timing function, Interlock with front sliding sash. Emission of 253.7 nanometers for best sterilization effect.			
Waterproof Socket	1pc	2pc	2pc	2pc
Consumption	155W	285W	285W	300W
	Doesn't include external device connected via power socket			
Materials	Main Body: Electro-galvanized steel with antimicrobial Powder Coating			
	Work Zone: Stainless steel, grade 304			
Windows	Manual Sliding Sash			
	5 mm UV Resistant Tempered Glass with counter-balance system and ergonomic handle			
	Side Windows: 5 mm UV Resistant tempered glass			
Power Supply	AC220V ±10%, 50/60Hz,1P			
Standard Accessory	Base stand; LED lamp; UV lamp; Waterproof socket			
Optional Accessory	Water Tap;Gas Tap; IV bar; Height adjustable base stand			
Net Weight	170kg	190kg	220kg	230kg
Shipping Weight(kg)	225	255	285	330
Shipping Size(W×D×H)(mm)	1190×990×1325	1460×990×1325	1765×990×1325	2070×990×1325
Shipping Volume (m³)	1.56	1.92	2.3	2.7

MEDICAL EQUIPMENT

Vertical Laminar Flow Cabinet





LCD touch screen

(Real-time monitoring and display front window status/Velocity/Pressure, Date/Time/Temperature/filter and UV lamp life/System working status etc.)



Air Velocity sensor (Standard)

(Precise control of downflow velocity, even if the filter resistance doubled, it also can maintain constant air velocity.)



Explosion-proof/Waterprof socket



Foot Switch(Optional)

Advantage

Humanized design:

- Removable stainless steel working surface, easy to pull out, convenient for cleaning and disinfection.
- Transparent side glass window design, which is convenient for multi-angle observation.
- The inclined operating front window design conforms to the ergonomic 10° inclination angle to improve the operating comfort.
- The base stand and casters are integrated and can be safely moved by casters. It can also be fixed and leveled.
- Low-noise design, energy-saving AC blower with built-in thermal protection, safe and efficient.
- Antibacterial material coating, effectively inhibits the growth of microorganisms on the surface of the cabinet, and is effective for a long time and will not be eliminated due to cleaning.
- Built-in Air velocity sensor, automatic control of blower adjustment, precise control of downward airflow, even if the filter resistance is doubled, it can maintain a constant wind speed.
- Equipped with dual filters, the Pre-filter effectively increases the service life of the HEPA filter.

Vertical Laminar Flow Cabinet

Advantage

Microcomputer control:

- Touch screen control and LCD display。
- Real-time monitoring and display of front window status, operating status, date, time, ambient temperature, HEPA filter life, UV lamp life.
- UV disinfection and sterilization function and its timing function can be set by appointment.
- Safety status display and sound and light alarm prompt function as well as operation log and alarm log query and viewing function.
- Three-level login management authority, control function setting, parameter setting and hierarchical menu entry can be performed.
- With memory function in case of power failure, the function before power failure will be automatically executed after power is restored.

Safety design:

- Blower overheat and overload protection function;
- UV lamp button protection function;
- Automatic Motorized tempered glass front window, control limit and travel limit dual protection;
- Front window descent delay function, sound reminder to prevent pinching.
- Audio and visual alarm (Abnormal airflow velocity, HEPA filter failure, UV lamp failure, Front window at unsafe height).
- Interlock function: UV lamp and front window; UV lamp and blower, LED lamp; blower and front window.

Specifications

Model	LCB-V1300I
External Size (W×D×H) mm	1200×750×1870 (with base stand)
Internal Size (WxDxH) mm	1100×660×560
Work Surface Height	560mm
Max Opening	300mm
Front window	Automatic Motorized door, tempered glass, Thickness: 5mm
Display	LCD touch screen
Air Velocity	0.3-0.6m/s
Air Volume	600m3/h, 350cfm
Material	Work surface: 304 Stainless Steel Rear side of work area: 304 Stainless Steel Main body:Cold rolled steel
Pre-Filter	1pcs, Polyester synthetic fiber Filtration efficiency: G3 Size: 1000mm×350mm×46mm
HEPA filter	H14 HEPA filter, ≥99.995% efficiency at 0.3μm Size:1050mm×490mm×70mm
Sound Emission	<64db(A)
Illumination	>350lx
Waterproof Socket	2pcs, Total power less than 500W
UV lamp	30W*1, T8
LED Lamp	10W*1
Power Supply	220/110V, 50/60Hz
Power Consumption	Maximum 500W (without socket)
Standard Accessory	Air velocity sensor*1,Waterproof socket*2, LED lamp*1, UV lamp*1, base stand.
Optional Accessory	Manually adjustable base stand, Foot switch, Gas Tap, Differential pressure sensor, ULPA filter
Shipping Size (W*D*H) mm	1400×1050×1620
Gross Weight	250kg

Vertical Laminar Flow Cabinet, Mini Model



Advantage

- ●HEPA filter with efficiency: 99.995% at 0.3um.
- ●Microprocessor control system, LED Display.
- ●Manual front window is 5mm toughened glass, anti-oxidation.
- ●Air speed adjustable.
- ●Desktop type, with a handle, saving space and easy to move.
- ●Pre-filter is polyester fiber, washable and anti-ultraviolet radiation.
- ●Automatic cutting off UV lamp function by opening glass.
- ●LCB-V500II have color screen LCD controller (with sterilization timing, built-in socket controllable switch , front window status display, can set three position interlock , cumulative work timing, remote control)

Specification

Model	LCB-V500 LCB-V500II
Applicable Scope	Protect experiment samples
Airflow Direction	Vertical
Cleanliness	Class 100
High Efficiency Filter	0.3um particle≥ 99.999%
Colony count	≤0.5pcs/vessel (petri dish is φ 90mm)
Airflow Velocity	0.2-0.6 (m/s),initial: 0.6;final:0.2 (m/s)
Sound Emission	≤62db
Vibration Semi-peak Value	≤3um
Work Surface Bearing	10kg
Inner Chamber	SUS304 Stainless steel plate
Outer Shell	Cold rolling steel electrostatic spraying exterior
Operation Door	Tempered Glass
Max Door Opening	310mm
Pre-Filter	Polyurethane
LED Lamp	8Wx1
UV Lamp	8Wx1
Top Fan	90W one piece
Display	LED (Model II: LCD color screen)
Wind Speed Control	Intelligent multi-level adjustable
Additional Function	One key to open and close lighting sterlization
Internal Size (WxDxH) (mm)	480x340x370
External Size (WxDxH) (mm)	550x460x700
Shipping Size (WxDxH) (mm)	680x590x850
Max Power	110W
Power Supply	AC220V/0.5A, 50/60Hz
Net Weight	36kg
Gross Weight	41kg
Optional Accessory	LCB-V500II: wind speed sensor

BAWERS MEDICAL EQUIPMENT

Laminar Flow Cabinet, Vertical type

CE



Description

Vertical Laminar Flow Cabinet provides sample protection as purified air travels across the working zone of the cabinet in a vertical, unidirectional stream and leaves the main work chamber across the entire open front of the cabinet.

Application

Microbiology (non-pathogenic)

Forensics

Sterile product compounding

Advantage

1. LCD display,Microprocessor control system.

2.Air speed adjustable, HEPA filter and sterilization lamp replacement reminder function.

3.HEPA filter with efficiency: 99.995% at 0.3um.

4.Pre-filter is polyester fiber, washable and anti-oxidation.

5. UV sterilization system.

6. With memory function in case of power-failure.

7. Interlock function: UV lamp only can be switched on when the front window is closed, ensuring operator safety.

8. UV timer: When the setting time expires, the UV lamp automatically switches off in preparation for the next experiment.

Airflow Pattern

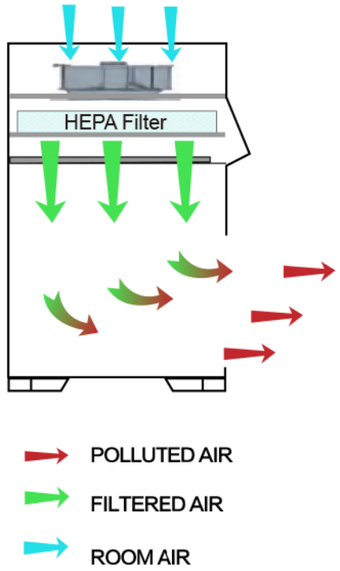

Accessories



LCD Display
(Real-time show the Time, Temperature, UV life and Filter life)



Waterproof Socket
(Standard with 1pcs socket, it's located in back wall, for optimum convenience of using small device inside the cabinet.)



UV Lamp
(Emission of 253.7 nanometers for most efficient decontamination)



Base stand (Optional)



Specification

Model	LCB-V800
External Size (WxDxH)	710x680x1050mm (Without base stand) 710x680x1670mm (With base stand)
Internal Size (WxDxH)	610x590x625mm
Work Surface Height	750mm
Airflow Velocity	0.2-0.5m/s, speed adjustable
Pre-Filter	Polyester fiber, Washable
HEPA Filter	≥99.995% efficiency at 0.3μm
Windows	Front and Side windows, 5mm toughened glass, anti-UV
Display	Microprocessor controlled with LCD display, graphical and digital display of the operating status of each function
Material	Main Body: Cold-rolled steel with anti-bacteria powder Work Table: 304 stainless steel
Noise	≤62dB
UV Lamp	8Wx1pcs, Emission of 253.7 nanometers, with UV timing function, Interlock with front windows.
LED Lamp	8Wx1pcs
Illumination	≥500lx
Caster	Universal caster with leveling feet
Max.Consumption	800W
Waterproof Socket	1pcs
Power Supply	AC220V±10%, 50/60Hz; 110V±10%, 60Hz
Standard Accessory	UV lamp; LED lamp; Waterproof socketx1;
Opitonal Accessory	Base stand
Net Weight	80kg(Without base stand),130kg(With base stand)
Gross Weight	115kg(Without base stand),165kg(With base stand)
Shipping Size (WxDxH)	850x936x1218mm

BAWERS MEDICAL EQUIPMENT

Laminar Flow Cabinet

PCR Cabinet

CE



Description

PCR cabinet are designed to reduce the risk of contamination while performing Polymerase Chain Reaction (PCR) experiments, it direct HEPA-filtered air downward over the work area to provide ISO Class 5 (formerly Class 100) conditions and protect your work during preparatory procedures and amplifications.

Accessories



LCD Display
(Real-time show the Time, Temperature, UV life and Filter life)



Shelf with IV bar (Stainless Steel)



UV Lamp
(Emission of 253.7 nanometers for most efficient decontamination)



Waterproof Socket



Base stand (Optional)

Advantage

1.Perforations at the back wall of the work zone which are designed to eliminate air turbulence and the possibility of dead air corners in the work zone.

2. Variable digital timer that provides UV light exposure continuously or in user-selected increments of 15,30, 60,120 till 999 minutes to deactivate DNA and RNA contaminants.

3. Ergonomic Control Panel Location, centered and angled down for an easy reach & viewing.

4.The non-direct light source design can effectively relieve the operator's visual fatigue under the condition of ensuring the illumination.

5. Brushed stainless steel work surface is for easy cleaning.

Humanized design

1.Standard Shelves with IV bar

2.Memory function in case of power-failure.

3.HEPA filter and UV life indicators facilitate a timely replacement plan .

4.Easy-to-change pre-filter installed could extend the HEPA filter's life time.

5.Equipped with temperature sensor to show the real temperature during operation.

6.Waterproof socket provide convenience for small instruments to be used in the operating area.

Airflow Pattern

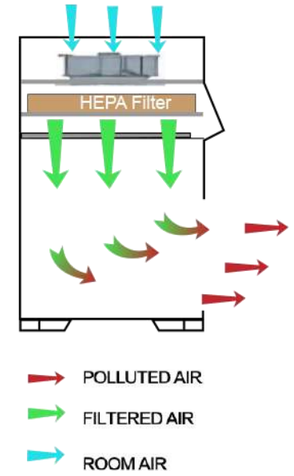

Safety Performance

1.Audio and Visual alarm on filter life, UV life etc

2.Front sliding sash interlock with fan and UV lamp.

3.Front sash and side windows are made of UV-resistant tempered glass.

4.The host and sockets have independent capacitors to prevent current overload.

Specification

Model		PCR-1100	PCR-1300	PCR-1600	PCR-1900
External Size (WxDxH)		1050x708x1850mm	1320x708x1850mm	1625x708x1850mm	1930x708x1850mm
Internal Size (WxDxH)		950x615x625mm	1220x615x625mm	1525x615x625mm	1830x615x625mm
Work Surface Height		750mm			
Control System		Microprocessor controller with LCD display, graphical and digital display of the operating status			
		Audio and Visual alarm on filter and UV changing			
		Front sliding sash interlock with fan and UV lamp			
		HEPA filter and UV life indicators facilitate a timely replacement plan			
Air filtration system	Cleanness	ISO Class 5 (formerly Class 100)			
	Airflow Velocity	0.2~0.5 m/s，Speed adjustable,			
	HEPA Filter	1 pcs, Efficiency: > 99.995% at particle size of 0.3 μm			
	Pre-Filter	1 pcs, made of washable polyester fiber			
	Partial air circulation	Perforations at the back wall of the work zone which are designed to eliminate air turbulence and the possibility of dead air corners in the work zone.			
Sound Emission		≤62dB(A)			
Illuminating Lamp		LED Type, Illumination ≥900Lx			
UV Decontamination System		With timing function from 0 to 999 minutes			
		Interlock with front sliding sash.			
		Emission of 253.7 nanometers for best sterilization effect.			
		20W*1	30W*1	30W*1	20W*2
Power Consumption		155W	285W	285W	300W
		External devices connected via power socket are not included.			
Cabinet Structure		Main body: Electro-Galvanized steel with antimicrobial powder coating			
		Work zone: 304 Stainless steel, an angled front, rounded work surface front edge			
		Manual front window and Side windows: 5 mm UV resistant tempered glass			
Power Supply		AC220V ±10%, 50/60Hz,1P			
Standard Accessories		Base stand; LED lamp; UV lamp; Waterproof socket×2 (only 1 for PCR-1100); Shelves with IV bar			
Optional Accessories		Water Tap, Gas Tap, Height adjustable base stand			
Gross Weight		225kg	255kg	285kg	330kg
Shipping Size (W×D×H)		1190x990x1325mm	1460x990x1325mm	1765x990x1325mm	2070x990x1325mm
Shipping Volume (m³)		1.56	1.92	2.3	2.7

PAWER MEDICAL EQUIPMENT

PCR Cabinet

PCR Cabinet

CE



Description

PCR cabinet are designed to reduce the risk of contamination while performing Polymerase Chain Reaction (PCR) experiments, it direct HEPA-filtered air downward over the work area to provide ISO Class 5 (formerly Class 100) conditions and protect your work during preparatory procedures and amplifications.

Safety Performance

1.Audio and Visual alarm on filter life, UV life etc

2.Front sliding sash interlock with fan and UV lamp.

3.Front sash and side windows are made of UV-resistant tempered glass.

4.The host and sockets have independent capacitors to prevent current overload.

Humanized design

1.Standard Shelves with IV bar

2.Memory function in case of power-failure.

3.HEPA filter and UV life indicators facilitate a timely replacement plan .

4.Easy-to-change pre-filter installed could extend the HEPA filter's life time.

5.Equipped with temperature sensor to show the real temperature during operation.

6.Waterproof socket provide convenience for small instruments to be used in the operating area.

1.Perforations at the back wall of the work zone which are designed to eliminate air turbulence and the possibility of dead air corners in the work zone.

Airflow Pattern

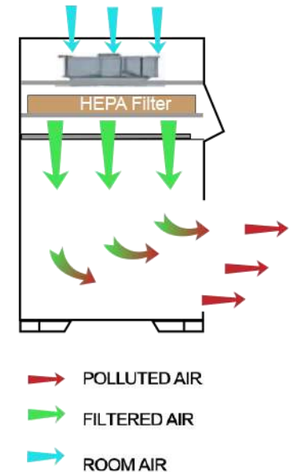

Accessories



LCD Display
(Real-time show the Time, Temperature, UV life and Filter life)



Waterproof Socket
(Standard with 1pcs socket, it's located in back wall, for optimum convenience of using small device inside the cabinet.)



Shelf with IV bar (Stainless Steel)



UV Lamp
(Emission of 253.7 nanometers for most efficient decontamination)



Base stand (Optional)

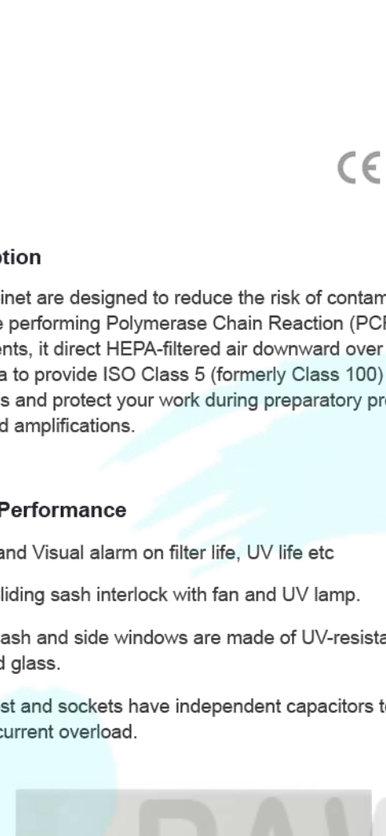

Specification

Model		PCR-800
External Size (WxDxH)		710 x 680 x 1050mm (Without Base Stand); 710 x 680 x 1680mm (With Base Stand)
Internal Size (WxDxH)		610x590x625mm
Work Surface Height		750mm
Control System		Microprocessor controller with LCD display, graphical and digital display of the operating status
		Audio and Visual alarm on filter and UV changing
		Front sliding sash interlock with fan and UV lamp
		HEPA filter and UV life indicators facilitate a timely replacement plan
Air filtration system	Cleanness	ISO Class 5 (formerly Class 100)
	Airflow Velocity	0.2~0.5 m/s，Speed adjustable,
	HEPA Filter	1 pcs, Efficiency: > 99.995% at particle size of 0.3 μm
	Pre-Filter	1 pcs, made of washable polyester fiber
	Partial air circulation	Perforations at the back wall of the work zone which are designed to eliminate air turbulence and the possibility of dead air corners in the work zone.
Sound Emission		≤62dB(A)
Illuminating Lamp		LED Type, Illumination ≥900Lx
UV Decontamination System		With timing function from 0 to 999 minutes
		Interlock with front sliding sash.
		Emission of 253.7 nanometers for best sterilization effect.
		10W*2
Power Consumption		149W (External devices connected via power socket are not included.)
Cabinet Structure		Main body: Electro-Galvanized steel with antimicrobial powder coating
		Work zone: 304 Stainless steel, an angled front, rounded work surface front edge
		Manual front window and Side windows: 5 mm UV resistant tempered glass
Power Supply		AC220V ±10%, 50/60Hz,1P
Standard Accessories		LED lamp; UV lamp*2; Waterproof socket×1; Shelves with IV bar
Optional Accessories		Base stand; Water Tap, Gas Tap, Height adjustable base stand
Net Weight		80kg(Without base stand),130kg(With base stand)
Gross Weight		115kg(Without base stand),165kg(With base stand)
Shipping Size (W×D×H)		920x850x1190mm
Shipping Volume (m³)		0.93

BAWEDE MEDICAL EQUIPMENT

Pathology Workstation



PW-1800



PW-1800E

Description

The Pathology Workstation is a specialized workstation for the dissection of pathology specimens in medical laboratory. It is usually located in the pathology laboratory or the pathological anatomy room, and is one of the important equipment in the pathology work.

The whole is made of stainless steel material to ensure hygiene and cleanliness during specimen handling, it provides a designated work area where tissue samples and related tools, such as scalpels, scissors, tweezers, etc.,.to provide a dedicated work area for medical personnel to perform dissection and sampling operations.

At the same time, considering hygiene and safety factors, the Pathology Workstation is easy to clean and disinfect to prevent cross-contamination and contamination. It provides a safe, hygienic and functional working environment that helps ensure the accuracy and quality of pathology work.

Advantage

- Tabletop odor under suction system design, which can efficiently exhaust harmful gases.
- With low-noise centrifugal fan with powerful exhaust, it can also be connected to a duct to vent outdoors.
- Made of overall 304 stainless steel material, rust resistant and corrosion resistant.
- With Magnetic tool holder, allows metal sampling equipment and dissecting instruments to be easily stored and used.
- Standard with UV lamp for effective sterilization.
- With Auto tabletop flushing system and retractable cold and hot water tap, easy for operation.
- High-quality and efficient exhaust system which can efficiently exhaust harmful gases, Downward exhaust design, with long-strip stainless steel vents resistant to acid and alkali, along with high-quality PVC anti-corrosive duct.

Specifications

Model	PW-1800	PW-1800E
External Size (W×D×H)(mm)	1800×800×2000	1800 × 800 × 2350
Working Area Size (W×D×H)(mm)	1800 × 800 × 100	1800 × 800 × 100
Work Surface Height(mm)	870	
Exhaust Airflow Volume	1500-1800 m³/h (Full pressure range: 330-550pns)	
Air Velocity	≥0.8m/s	
Sound Emission	<55db	
Material	Work Surface: 2mm Thickness 316 Stainless steel	
	Overall structure: 304 stainless steel	
Front Window Type	Open-Type	Closed Type
	No Electric lifting glass door	With Electric lifting glass door
Fluorescent Lamp	30W*1pc	30W*1pc
UV Lamp	30W*1pc	40W*1pc
Consumption	2.5KW	
Power Supply	AC220V±10%, 50/60Hz	
Standard Accessory	Pulverizer	
	Electrical water heater	
	Magnetic tool holder	
	280mm deep Stainless steel Water sink	
	Fluorescent Lamp	
	UV Lamp	
	Exhaust System	
	4m PVC exhaust duct	
	Auto tabletop flushing system.	
	Adjustable hot and cold water tap	
Optional Accessory	Camera	
	Flex magnifier	
	Specimen imaging system	
	Table lifting components	
	Intelligent control system	
G.W.(kg)	245	
Shipping Size(W×D×H)(mm)	1900 × 890 × 2170	
Shipping Volume (m³)	3.7	

BAWERS
MEDICAL EQUIPMENT

ANALISATEUR DE CELLULES SANGUINES BWBC-5

WBC Cuvette

* Parameters: WBC
MON,NEU,EOS,LYM,BAS (reference only)

Measurement range:
(0-32) x 10^9/L

Shelf life: 24 months sealed,
3 months unsealed

Packing: 50 pcs/bottle

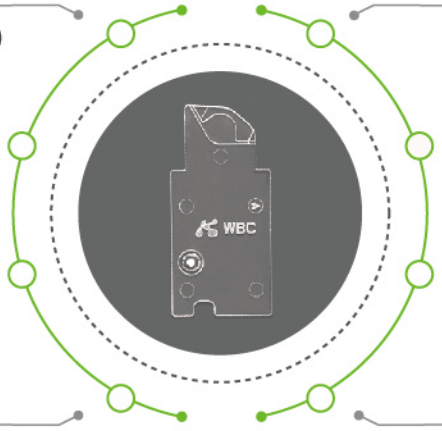

Results: ≤3mins

Sample volume: 10μL

Sample type:
Capillary or venous whole blood
(EDTA anticoagulation)

Storage condition: room temperature

Analyzer Specifications

Principle	Microfluidic + Optical Detection	Data storage	3000 groups data review
Calibration	Factory calibrated needs no further calibration	Analyzer storage temperature	-20℃-60℃
Detection time	3mins or 45s under fast mode	Reagent storage temperature	2℃-35℃
Power supply	AC adapter Rechargeable lithium battery	Weight	750g
Quality Control	Bulit-in "self-test"	Measurement	138×140×116 mm
Interface	USB*2, MIC USB; DC	Optional	Bluetooth printer APP

Analyzer Features



10ul Blood

Disposable consumable

≤3mins testing time

Lab quality accuracy

Precise identification

Ultra portable

Conclusion:

Sufficient evidence shows that there is a significance linear relationship of test results between Konsung WBC analyzer and laboratory hematology analyzers.

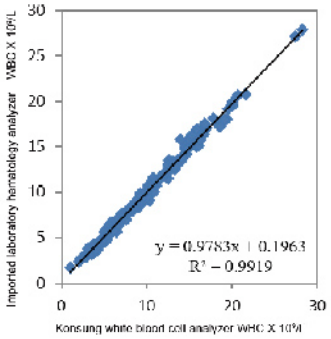

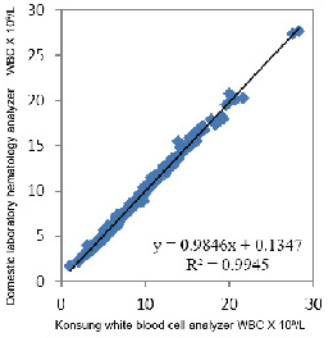

Easy testing procedure

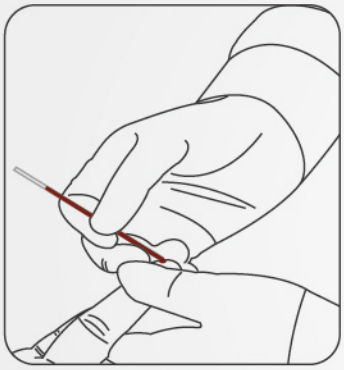

1. Collect capillary or venous blood samples

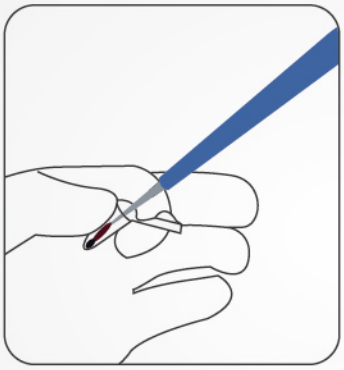

2. Transfer blood sample to react with reagents.

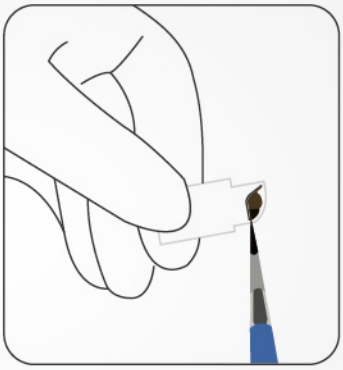

3. Transfer the reacted blood sample to the cuvette.

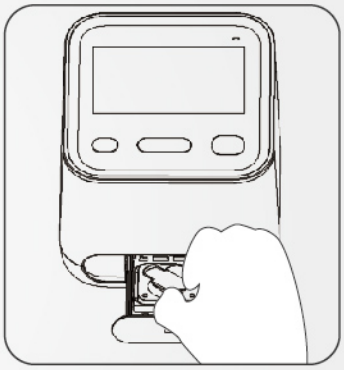

4. Insert cuvette into the device to detect.

Application Scenarios



Clinics
For inflammation screening and antibiotic using guidelines.



Health management center:
Monitoring tumor patients with microchemotherapy and reducing complications caused by leukopenia.



Bedside test:
To get patient testing data quickly and develop follow-up treatment plan.



Family doctors:
Screening inflammation at home and making treatment plan.
Monitoring tumor patients at home and guiding leukopoietics.

Ordering Information

Cat. No.	Description	Box Size (cm)	Pcs/box	N.W. (kg)	G.W.(kg)
WBC-5	White Blood Cell analyzer	33.0×31.0×23.0	1	4.00	6.50
C101	Microcuvette (50 pcs/bottle)	12.0×9.0×7.0	2*50	0.50	0.80



Solution de coloration des cellules sanguines

Mode d'emploi

Nom du produit

Solution de coloration des cellules sanguines

Taper: C101

Spécification:

25 pièces/bouteille, 50 pièces/bouteille

Utilisation prévue

Il est utilisé pour colorer les cellules afin d'observer leur morphologie et leur structure, afin que l'analyseur puisse effectuer la classification et le comptage des cellules sanguines.

Principe du test

Une fois le réactif quantitatif mélangé à l'échantillon de sang total, un agent hémolysant lyse les globules rouges et un agent colorant colore les globules blancs. Placez la carte de test contenant l'échantillon traité dans l'analyseur, qui compte le nombre de cellules.

Composition

Bleu de méthylène, saponine, éther octylphénylique de polyéthylène glycol (Triton X-100), tensioactif.

Conditions de stockage et date de péremption

Un flacon de solution de coloration non ouvert peut être conservé pendant 24 mois à 2-35°C ; une fois le sceau du flacon brisé, la solution de coloration est stable pendant 30 jours à 2-35°C avant sa date de péremption.

Analyseur applicable

Il est applicable à l'analyseur de globules blancs WBC-1, WBC-2, WBC-3, WBC-4, WBC-5, WBC-6 produit par Bawers co.,ltd

Exigences relatives aux spécimens

-L'échantillon le plus approprié est le sang total frais anticoagulé à l'EDTA.

-L'échantillon peut être conservé à 4-8°C pendant 48 heures.

-Si l'échantillon a été conservé au réfrigérateur, il sera visqueux et le sang devra être laissé se réchauffer à température ambiante avant d'être mélangé.

Méthode d'essai

Une solution de coloration de 10 µL a été dosée à l'aide d'une micropipette et ajoutée à un tube à centrifuger en plastique. Après avoir changé l'embout de la pipette, un échantillon de sang total de 10 µL a été dosé à l'aide d'une micropipette et ajouté à un tube à centrifuger en plastique contenant 10 µL de solution de coloration.

Utilisez l'embout de la pipette pour remuer et mélanger le sang et la solution, puis aspirez et égouttez simultanément le mélange au moins 10 fois et mélangez soigneusement les échantillons.

Ajoutez 10 µL de la solution mélangée à l'aide d'une micropipette dans le réservoir d'échantillon de la carte de test ; le mélange se répartira uniformément dans la cavité interne de la carte. Lors du prélèvement, veillez à prélever le mélange par le bas afin d'éviter d'inhaler les bulles d'air générées par le mélange dans la couche supérieure.

Placez la microcuvette remplie dans le porte-microcuvette. Cette opération doit être effectuée dans les dix minutes suivant le remplissage. Remettez délicatement le porte-microcuvette en position de mesure. Vous pouvez également appuyer sur le bouton de confirmation pendant plus de deux secondes pour lancer un test rapide.

Les résultats de mesure s'affichent dans l'analyseur une fois le test terminé.

Valeur positive/Plage de référence

Plage de référence : Adulte 3,5-9,5×10^9/L

Il est recommandé que chaque laboratoire établisse sa propre plage de référence en fonction de la population de patients testée.

Résultat du test

La plage d'affichage des mesures est de 0,0 à 32,0 × 10^9/L.

Au-dessus de la plage de mesure, le résultat du test affiche > 32,0 × 10^9/L

Limitation de la méthode d'essai

Le diagnostic et le traitement ne doivent pas reposer uniquement sur le résultat du test. L'anamnèse et d'autres analyses de laboratoire doivent être prises en compte.

Les échantillons d'hyperlipidémie peuvent altérer les résultats des tests. Des études ont montré que des échantillons de patients contenant plus de 2 % de globules rouges nucléés (GRNC) peuvent donner un taux de globules blancs faussement élevé.

Spécifications de performance

Apparence	Liquide clair bleu foncé sans précipités, particules et flocons
Comptage des blancs	⩽0,3 × 10^9/L
Comparabilité	Écart relatif ⩽±5%
Différence de lot	Δλmax (différence inter-lots) ⩽ 10 nm

Remarques

- **Ce produit est destiné uniquement au diagnostic in vitro.**
- **Utiliser la solution de coloration avant la date de péremption.**
- **Ce produit est à usage unique. Manipulez toujours les échantillons sanguins avec précaution, car ils peuvent être infectieux. Consultez les autorités environnementales locales pour une élimination appropriée.**
- **Portez toujours des gants de protection lors de la manipulation des échantillons sanguins et des cartes de**
- **test contenant les échantillons. En cas de projection accidentelle de la solution sur la peau ou dans les yeux, rincez immédiatement et abondamment à l'eau claire.**

Symbole et explication

Symbole	Explication
IVD	Dispositif médical de diagnostic in vitro
	Consulter les instructions d'utilisation
	Prudence
LOT	Code de lot
	Date de fabrication
	Fabricant
	Limites de température
	Date limite de consommation
	Ne pas réutiliser
CE	marquage CE
EC REP	Représentant autorisé dans la communauté européenne

Bibliographie

Procédures nationales de laboratoire clinique (4e édition), Shang Hong, Wang Yisan, Shen Ziyu, People's Medical Publishing House

Rév. 1.2
Date de sortie : avril 2022

BAWERS
MEDICAL EQUIPMENT

ER201ELISA READER

Microplate Reader







Feature

- Windows operation interface, figure button, mouse operation, touch screen.
- 96-well plate, multiple tests in the single plate.
- Arrangement of Test item in micro-plate can be store and re-use
- Parameter can be modified and stored
- Plate shaking, speed and time adjustable
- Open system, test item and parameters can be added or modified.
- Large storage for 1000 test item and 1,000,000 results
- 10.4 inch color touch LCD
- Printing comprehensive report, include hospital and patient information and test results
- Built-in portable computer, easy to use.

Specifications

- Microplate types: 96-well plate(U,V,or plat-bottom)
- Wavelength: 405nm,450nm,492nm,630nm,4 free positions for additional filters
- wavelength accuracy < 2nm
- Reading range: 0.000-4.000 Abs
- Measurement range: 0.000-3.000Abs
- Light source: LED, >100,000 hours
- Measuring system: 8-channel optical system
- Test mode: End-point, kinetic, Multi-wave analysis
- Resolution <1% or ?0.001Abs
- Stability: <?0.005Abs/10min
- Well Coincidence:?0.015A
- Linearity: r > 0.999
- Repeatability: < 0.3%
- Reading speed: 5s single wavelength , 10s double wavelength
- QC: West guard Multi-rule, automated QC alert.
- Self-Checking function: Self-checking and calibration function.
- CPU: High-speed CPU
- Printer: External jet printer, multi-form patient report.
- Interface: RS232 interface, USB.
- Power supply: 220VAC 15% or 110VAC 15%50-60Hz 100W
- Work environment: Temp 5??40?; Humi ?85%;
- Machine Dimension: 44CM*37CM*24CM
- Weight: 13 KG

BAWERS
MEDICAL EQUIPMENT





ER201Elisa Reader

TEST ITEMS

Cat. #	TEST ITEMS	DISEASES	CUT-OFF VALUE	SAMPLE TYPES	MEASURING RANGE	SAMPLE VOLUME	REACTION TIME	QUALIFICATION
Cardiac Markers								
IF5001	cTnI	Myocardial infarction	0.10 ng/mL	S/P/WB	0.10-50.00 ng/mL	100 μL	10 min	NMPA CE
NEW IF5019	hs-cTnI	Myocardial infarction	0.040 ng/mL	S/P/WB	0.01-50.00 ng/mL	100 μL	10 min	NMPA CE
NEW IF5098	TnT	Myocardial infarction	14.0 pg/mL	S/P/WB	10.0-10000.0 pg/mL	100 μL	15 min	CE
IF5089	BNP	Heart failure	100.0 pg/mL	P/WB	5.0-5000.0 pg/mL	100 μL	10 min	CE
IF5002	NT-proBNP	Heart failure	300 pg/mL	S/P/WB	100-35000 pg/mL	100 μL	10 min	NMPA CE
IF5005	CK-MB/cTnI/Myo	Myocardial damage /infarction	CK-MB: 5.00 ng/mL cTnI: 0.10 ng/mL Myo: 70.0 ng/mL	S/P/WB	2.50-80.00 ng/mL 0.10-50.00 ng/mL 30.0-600.0 ng/mL	100 μL	10 min	NMPA CE
IF5012	CK-MB/cTnI	Myocardial damage /infarction	CK-MB: 5.00 ng/mL cTnI: 0.10 ng/mL	S/P/WB	2.50-80.00 ng/mL 0.10-50.00 ng/mL	100 μL	10 min	CE
IF5014	H-FABP	Myocardial damage	6.36 ng/mL	S/P/WB	1.00-120.00 ng/mL	100 μL	3 min	CE
IF5016	CK-MB/cTnI/H-FABP	Myocardial damage /infarction	CK-MB: 5.00 ng/mL cTnI: 0.10 ng/mL H-FABP: 6.36 ng/mL	S/P/WB	2.50-80.00 ng/mL 0.10-50.00 ng/mL 2.00-100.00 ng/mL	100 μL	10 min	CE
IF5018	CK-MB	Myocardial injury	5.00 ng/mL	S/P/WB	2.50-80.00 ng/mL	100 μL	10 min	CE
Coagulation Markers								
IF5006	D-Dimer	Venous thromboembolism	0.50 mg/L	P/WB	0.10-10.00 mg/L	100 μL	10 min	NMPA CE
Inflammation								
IF5003	hs-CRP+CRP	Cardiovascular inflammation /normal inflammation	3.0 mg/L 10.0 mg/L	S/P/WB/ Fingertip blood	0.5-200.0 mg/L	10 μL	3 min	CE
IF5007	PCT	Sepsis, bacterial infection	0.10 ng/mL	S/P/WB	0.05-50.00 ng/mL	100 μL	15 min	NMPA CE
IF5044	SAA	Bacterial/Virus infection	10.0 mg/L	S/P/WB/ Fingertip blood	5.0-200.0 mg/L	10 μL	5 min	NMPA CE
IF5090	SAA/CRP	Neonatal sepsis, Bacterial/virus infection	SAA: 10.0 mg/L CRP: 10.0 mg/L	S/P/WB/ Peripheral blood	5.0-200.0 mg/L 0.5-200.0 mg/L	10 μL	5 min	NMPA CE
IF5088	IL-6	Acute inflammation	7.0 pg/mL	S/P/WB/ Peripheral blood	1.5-4000.0 pg/mL	100 μL	15 min	CE
Renal Function								
IF5008	CysC	Acute and chronic renal diseases	0.51-1.09 mg/L	S/P/WB	0.50-10.00 mg/L	10 μL	3 min	NMPA CE
IF5009	mAlb	Diabetic nephropathy, hypertensive nephropathy	20.0 mg/L	Urine	10.0-200.0 mg/L	100 μL	3 min	CE
IF5010	NGAL	Acute kidney injury	Serum: 200.0 ng/mL Urine: 100.0 ng/mL	S/Urine	50.0-5000.0 ng/mL	10 μL	10 min	NMPA CE
IF5011	β_2-MG	Acute and chronic kidney diseases/tumours	0.80-3.00 mg/L	S/P/WB	0.50-20.00 mg/L	10 μL	3 min	NMPA CE
Diabetes Mellitus								
IF5017	HbA1c	Diabetes mellitus	3.80%-5.80%	WB	2.00%-14.00%	10 μL	5 min	NGSP IFCC NMPA CE
Metabolic Marker								
IF5031	25-OH-VD	Osteomalacia, osteoporosis	30.00-50.00 ng/mL	S/P	8.00-70.00 ng/mL	30 μL	30 min	CE
Thyroid Function								
IF5024	TSH	Thyroid malfunction	0.27-4.20 μIU/mL	S/P	0.10-50.00 μIU/mL	100 μL	15 min	NMPA CE
IF5022	T3	Hyperthyroidism, hypothyroidism	1.30-3.10 nmol/L	S/P	0.30-10.00 nmol/L	40 μL	15 min	CE
IF5023	T4	Hyperthyroidism, hypothyroidism	59.00-154.00 nmol/L	S/P	5.40-320.00 nmol/L	100 μL	15 min	CE
IF5067	fT3	Hyperthyroidism, hypothyroidism	3.10-6.80 pmol/L	S/P/WB	0.40-50.00 pmol/L	40 μL	15 min	CE
IF5068	fT4	Hyperthyroidism, hypothyroidism	12.00-22.00 pmol/L	S/P/WB	0.30-100.00 pmol/L	100 μL	15 min	CE

Cat. #	TEST ITEMS	DISEASES	CUT-OFF VALUE	SAMPLE TYPES	MEASURING RANGE	SAMPLE VOLUME	REACTION TIME	QUALIFICATION
Reproduction/Fertility								
IF5013	HCG+β	Fertility	5.1 mIU/mL	S/P	5.0-100000.0 mIU/mL	100 μL	10 min	CE
IF5055	LH	PCOS, infertility evaluation	Refer to User Manual	S/P	0.20-150.00 mIU/mL	100 μL	15 min	CE
IF5056	FSH	PCOS, infertility evaluation and pituitary disorders	Refer to User Manual	S/P	0.20-150.00 mIU/mL	100 μL	15 min	CE
IF5066	AMH	Fertility, PCOS, gonadal function, precocious/late puberty	Refer to User Manual	S/P	0.10-20.00 ng/mL	200 μL	15 min	CE
IF5048	PRL	Infertility, gonadal disorders	Refer to User Manual	S/P	0.50-200.00 ng/mL	100 μL	15 min	NMPA CE
IF5071	Prog	Infertility, evaluation of ovulation	Refer to User Manual	S/P	0.10-40.00 ng/mL	100 μL	15 min	CE
NEW IF5073	Testosterone	Female polycystic ovary syndrome, male testosterone insufficiency	Male: 1.75-7.81 ng/mL Female: 0.10-0.75 ng/mL	S/P	0.10-16.00 ng/mL	100 μL	15 min	CE
NEW IF5074	E2	Ovarian function	Refer to user Manual	S/P	40.0-4800.0 pg/mL	100 μL	15 min	CE
Tumor Markers								
IF5053	tPSA	Prostate cancer	4.00 ng/mL	S/P	0.50-100.00 ng/mL	100 μL	15 min	
IF5072	fPSA	Prostate cancer	1.00 ng/mL	S/P	0.05-30.00 ng/mL	100 μL	10 min	
IF5050	AFP	Liver cancer, cancer of ovaries or testicles, etc.	7.0 ng/mL	S/P	2.0-500.0 ng/mL	100 μL	15 min	CE
IF5051	CEA	Cancer marker: colon cancer etc.	4.7 ng/mL	S/P	2.0-500.0 ng/mL	100 μL	15 min	CE
Infectious Disease								
IF5057	Anti-HCV	Hepatitis C	1.00 S/CO	S/P	1.00-20.00 S/CO	100 μL	15 min	
IF5058	Anti-TP	Syphilis	1.00 S/CO	S/P	1.00-50.00 S/CO	100 μL	15 min	CE
IF5059	Anti-HIV	AIDS	1.00 S/CO	S/P	1.00-1000.00 S/CO	100 μL	15 min	
IF5064	HBsAg	Hepatitis B	1.00 IU/mL	S/P	1.00-100.00 IU/mL	100 μL	15 min	
NEW IF5063	Anti-HBs	Hepatitis B	10.00 mIU/mL	S/P/WB	10.00-1000.00 mIU/mL	100 μL	15 min	
IF5084	2019-nCoV IgM/IgG	COVID-19	1.00 COI	S/P/WB		100 μL	10 min	CE
NEW IF5091	SARS-CoV-2 Antigen	COVID-19	1.00 COI	Nasal swab/Saliva		100 μL	15 min	CE
NEW IF5095	SARS-CoV-2 Neutralizing Antibody	COVID-19	Refer to User Manual	S/P/WB/ Fingertip blood		40 μL	15 min	CE
IF5047	*H. pylori*	*H. pylori* infection	5.0 ng/mL	Stool	1.0-200.0 ng/mL	3 drops (about 100 μL)	10 min	CE
NEW IF5086	Influenza A/B	Respiratory viral infection	1.00 COI	Nasal swab		100 μL	15 min	CE
NEW IF5136	Dengue NS1 Ag	Dengue virus infection	1.00 S/CO	S/P/WB	0.50-50.00 S/CO	100 μL	15 min	CE
Specific Protein and Rheumatism								
NEW IF5075	RF	Rheumatoid arthritis	15.9 IU/mL	S/P/WB	10.0-640.0 IU/mL	10 μL	10 min	CE
NEW IF5076	ASO	Rheumatic fever, acute glomerulonephritis, group A streptococcal infection	408.0 IU/mL	S/P/WB	60.0-1370.0 IU/mL	10 μL	10 min	CE
NEW IF5029	Anti-CCP	Rheumatoid arthritis	25.0 U/mL	S/P/WB	10.0-400.0 U/mL	10 μL	15 min	CE
Others								
NEW IF5077	Ferritin	Anemia/tumors	Male: 30.00-400.00 ng/mL Female: 13.00-150.00 ng/mL	S/P	0.50-1000.00 ng/mL	10 μL	15 min	CE
NEW IF5069	Total IgE	Allergic disorders	Refer to User Manual	S/P/WB	1.00-2000.00 IU/mL	100 μL	15 min	CE
NEW IF5052	PG I/PG II	Atrophic gastritis, stomach cancer	PG I<70.0 ng/mL PG I/PG II<3.0 ng/mL	S/P	PG I: 1.0-200.0 ng/mL PG II: 1.0-100.0 ng/mL	100 μL	15 min	

Coming Soon: Folate…



BAWERS
MEDICAL EQUIPMENT

BW-1360

Immunofluorescence Quantitative Analyzer

Technical Specifications



Operation Procedure

Application

NomCompteurdespermatozoïdesModèleBW-Compteurde spermatozoïdes Modèle : BWi3531i3531

Le compteur de classification des spermatozoïdes Qi3531 a été développé après avoir écouté les

avis d'experts renommés en hématologie et selon les exigences de

personnel médical des services d'hématologie de nombreux hôpitaux réputés pour leur sang

Classification cellulaire et comptage. Quatre méthodes de comptage sont disponibles (moelle osseuse, sang).

film, mégacaryocyte, histochimie).



Caractéristiques principales :

Fonction: Ce compteur a 2 catégories

Analyse de la morphologie des spermatozoïdes :

Infection, chimique, nicotine, immature, normal, tête, milieu, queue.

Analyse des cellules spermatogènes :

Phagocytose, épithéliale, de soutien, interstitielle, apoptose, gonflement, globules rouges,

globules blancs, spermatogonies, mère primaire, mère secondaire, sperme

Electr

G.W.

13

Dimens
Poids ne

3

BW-1300

BW-1300



BWER-2000A

BWER-2000A