BAWERS
MEDICAL EQUIPMENT

TECHNICAL SPECIFICATIONS

Quality Standards and Classification
CE, ISO13485
SFDA: Class Ⅱb
Anti-electroshock degree:
Class Ⅰ equipment
(internal power supply)
SpO 2 /NIBP: BF

Application Range
Adult/Pediatric/Neonatal/Medicine/Surgery

Display
8" real color TFT screen
Resolution：800*600
One alarm indicator
One working indicator
One battery charge state indicator

Environment
Operating environment:
Temperature: 0-40 C
Humidity: 15%-80%
Pressure: 86.0 kPa- 106.0kPa
Transport and Storage environment
Temperature:-20-55 C
10%~90%
Pressure: 86.0 kPa-106.0kPa

Power Requirements
Power Requirements
AC:100~240V,50Hz/60Hz
DC: Built-in rechargeable battery
Battery: 11.1V 24wh Li-ion battery
2h operating after full charge
5min operating after low battery alarm

Dimension and Weight
164.2mm x 270.2mm x128.7 mm(about)
2.5kg(about)
Package
360*250*290mm 4kg(about)

Date Storage
Trend diagram/table: 720h
NIBP review. 1000group
Wave review 12h
Alarm revie 200 alarm events

NIBP
Method Oscillometry
Measure mode: Manual Auto, STAT
Measure interval in auto mode
1-5/10115/3060/90/120/180/240/480m
Measure period in STAT mode: 5min
Pulse rate range: 40- 240bpm
Measure &alarm range:
Adult
SYS 40-280mmHg
DIA 10~220mmHg
MEAN 20-240mmHg
Pediatric
SYS 40~220mmHg
DIA 10-160mmHg
MEAN 20- 170mmHg
Neonatal
SYS 40~135mmHg
DIA 10- 100mmHg
MEAN 20-110mmHg
Static pressure measurement
Range: 0 -300mmHg
Accuracy: ±3mmHg
Resolution: 1mmHg Accuracy
Max Mean Error: ± 5mmHg
Max Standard Deviation: 8mmHg
Overpressure protection
Adult 300mmHg
Pediatric 240mmHg
Neonatal 150mmHg

SpO_2
Measurement range: 0-100%
Resolution
Accuracy: 70%~100% ±2%
40%~69% ±3%

Pulse Rate
Measure/alarm range: 20- 300bpm
Resolution：1bpm
Accuracy:±3bpm

Standard accessories
- NIBP cuff&tube
- SpO2 sensor
- Lithium-ion battery
- Power cable
- Operators manual

Optional accessories
Nellcor spo2
Suntech NIBP

NOTE：The specifications are subject to changes without prior notice.

World Trade Group



E8 >>

Vital Sign Monitor

Your trusted companion to help streamline primary care patient monitoring



E8

Vital Sign Monitor

Smart, Stable, Portable

Combining together a ultra-slim design with 8inch TFT OLD display . E8 is a new generation of specialized transferring patients .It is designed according to the transportation moni toring requirements for practicability, convenience and reliabil ity of emergency treatment, first aid and transportation.The accurate measurement makes the Neonates monitoring safer, more stable and more convenient.

◆Standard Parameters:

SPO2, PR,NIBP

◆Optional Parameters

Nellcor spo2, Suntech NIBP, Infrared TEMP





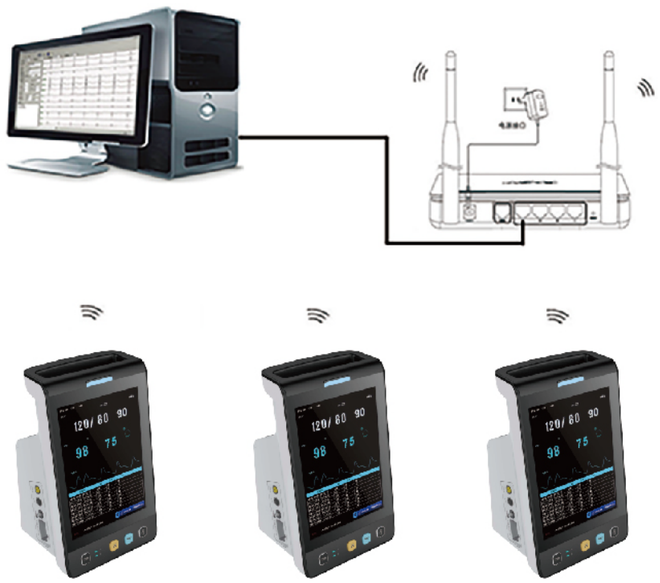

WIFI with smart IT solutions

- **Wireless integration with Central Monitoring Station**
- **Dynamic trends provide up to 240 hours of useful information for review**
- **8 traces per monitor and 16 monitors on one screen**
- **View up to 64 maximum bed on one platform in real-time**
- **Review and manage patient data anytime and anywhere in and pre-hospita**

E12,E15

Plug-in Type Patient Monitor

Independent Moddule,Stable Performance

BAWERS MEDICAL EQUIPMENT

World Trade Group

TECHNICAL SPECIFICATIONS

Quality Standards and Classification

CE, ISO13485
SFDA: Class Ⅱb
Anti-electroshock degree:
Class Ⅰ equipment
(internal power supply)
TEMP/SpO 2 /NIBP: BF
ECG/Resp: CF

Application Range

Adult/Pediatric/Neonatal/Medicine/Surgery/
Operating Room/ICU/CCU

Display

12.1",15"real color TFT optional touch screen

Environment

Operating environment :
Temperature: 0 ~ 40 ℃
Humidity: ≤85%
Altitude: -500 ~ 4600m
Transport and Storage environment :
Temperature: -20 ~ 60 ℃
Humidity: ≤93%
Altitude: -500 ~ 13100m

Power Requirements

AC: 100 ~ 240V, 50Hz/60Hz
DC: Built-in rechargeable battery
Battery: 4000mA 11.1V lithium battery
2h operating after full charge(one piece)
5min operating after low battery alarm

Dimension and Weight

Equipment:

E12: 303 mm × 160 mm ×287 mm; 3.78 kg
E15: 360 mm × 162 mm ×321 mm; 4.47 kg
Package:

E12: 380 mm ×350 mm × 300 mm; 6.1 kg
E15: 420 mm ×380 mm × 321 mm; 7.3 kg

Date Storage

Trend diagram/table: 7x24h
NIBP review: 400 events
Wave review: 100min
Alarm review: 100 alarm events
Support drug concentration titration analysis

ST Segment

ST Segment Range: -2.0mV ~ +2.0mV
Accuracy: 0.02mV

ECG

5 Leads: RA, LA, LL, RL, V
Lead mode: Ⅰ,Ⅱ, Ⅲ, aVR, aVL, aVF, V
Increase: ×250，×500，×1000，×2000
Sensitivity: > 200 uV (Peak-to-peak value)
Input impedance: > 5 (megohm)
Bandwidth: Surgery 1 ~ 20 Hz
Monitor 0.5 ~ 40 Hz
Diagnostic 0.05 ~ 130 Hz
CMRR: ≥ 100dB
Polarization Voltage: ± 300mV
Baseline Recovering Time: After defibrillation< 3 seconds
Signal Range: 8 mV（Peak-to-peak value）
Calibrating Signal: 1mV, precision ±5%

RESP

Method: RA-LL impedance
Resp Impedance range: 0.3 ~ 3 Ω
Base Impedance range: 200 Ω ~ 4000 Ω
Bandwidth: 0.1 ~ 2.5Hz
Resp rate: Adult 0 ~ 120BrPM
Neonatal/Pediatric 0 ~ 150BrPM
Resolution: 1BrPM
Precision: ±2 BrPM
Asphyxia Alarm: 10~40 seconds

NIBP

Method: Pulse wave oscillometry
Work mode: Manual/ Auto/ STAT
Measure interval of auto mode:
1,2,3,4,5,10,15,30,60,90,120,180,240,480 minute(s)
Measuring Time of STAT Mode: 5 minutes
PR range: 40 ~ 240bpm
Measure & alarm range: Adult
SYS 40 ~ 270mmHg
DIA 10 ~ 215mmHg
MEAN 20 ~ 235mmHg
Pediatric
SYS 40 ~ 200mmHg
DIA 10 ~ 150mmHg
MEAN 20 ~ 165mmHg
Neonatal
SYS 40 ~ 135mmHg
DIA 10 ~ 100mmHg
MEAN 20 ~ 110mmHg
Static pressure range: 0 ~ 300mmHg
Precision: ± 3mmHg
Pressure precision:
Max. average error: ±5mmHg
Max. standard deviation: ±8mmHg
Overvoltage protection:
Adult 300mmHg
Pediatric 240mmHg
Neonatal 150mmHg

SpO_2

Range: 0 ~ 100%
Resolution: 1%
Precision: 70% ~ 100%: ±2 DIGIT
0% ~ 69%: ±no definition given

Pulse Rate

Range: 20 ~ 300bpm
Resolution: 1bpm
Precision: ±3bpm

TEMP

Channel 2
Measure & alarm range: 0 ~ 50 ℃
Resolution: 0.1 ℃
Precision (no sensor): ±0.1 ℃

Standard accessories

NIBP cuff & tube
ECG cable & electrodes
- SpO2 sensor
- TEMP probe
- Lithium-ion battery
- Power cable
- Operator's manual
-

Optional accessories

CO2 module
- IBP module
- Trolley bracket
- Hanging bracket
- Monitor recorder
- Touch screen

IBP

Label ART, PA, CVP, RAP, LAP, ICP, P1, P2
Measuring and alarm range
ART 0 ~ 300 mmHg
PA -6 ~ 120 mmHg
CVP/RAP/LAP/ICP -10 ~ 40 mmHg
P1/P2 -10 ~ 300 mmHg
Press Sensor
Sensitivity 5 uV/V/mmHg
Impedance 300-3000Ω
Resolution 1 mmHg
Accuracy ±2% or ±1mmHg, which great
Actualization interval: about 1 Sec.

CO2

Side/Main/micro stream
Measurement Infrared radiation absorption technique
measurement range 0 ~ 99mmHg
Precision 0 ~ 40mmHg ±2mmHg
41 ~76mmHg ±5mmHg
77~99mmHg ±10mmHg
Resolution 1mmHg
Pumping rate 70ml/min, 100ml/min
Accuracy 15% or 15ml/min big
AwRR measuring range 0 ~120BrPM
Precision 0 ~70BrPM: ±2BrPM
>70BrPM: ±5BrPM

NOTE：The specifications are subject to changes without prior notice.



E Series Plug-in Type Patient Monitor





Flexible Modular Design and Comprehensive Monitoring

E15
15"TFT LCD,Resolution:768"1024 Module

E12
12.1"TFT LCD.Resolution:800*600 Module

For all E series modular monitor:
Standard Config: 3/5 lead ECG. RESP. SpO2, PR, NIBP, 2-Temp, Lithium Battery, Touch Screen
Option Module:2-IBP, Nellcor Spo2, Maslimo Spo2, Sidestream/Microflow/Mainstream EtCo2, Mainstream /Sidestream C.O.
Other option:9 lead ECG, Printer, Rolling stand, Wall mount, VGA, WIFI, SD Memory card, Touch Screen





Microstream/MainstreamEtCO2
SidestreamEtCO2

Sidestream/Microstream/Mainstream EtCO2 is optional.Various option can be suitable for intubated patient, ventilation relied patient, non-intubated patient.



2-IBP

2-IBP measurement with waveform, Systoic, Diastolic, Mean Pressureon ART, CVP, ICP, PA, LAP etc to fulfill different positions invasive blood pressure measuring demands.



C.O.

Enables hemodynamic monitoring using thermo dilution method. Provides an important measurement of the blood flow and oxygen delivery to the tissues.

New streamlined appearance design possesses modernized style and beautiful shape

360 degree visible three-level alarm for physiology & technology



High resolution color LCD touch screen & user-friendly display interface meet clinical requirements to operate and observe

Brand new user operation software , unlimited upgrade functions, perfect user experience



E Series achieve long time monitoring, inside board also can change to separtate board : ECG Board ,Spo2 board,NIBP Board to achieve high accuracy



Low power consumption & fanless design can achieve high requirements of dust-off & without noise& pollution-free in clinical departments.



Optimized circuit design, reduce energy consumption, Battery run time increase 25%

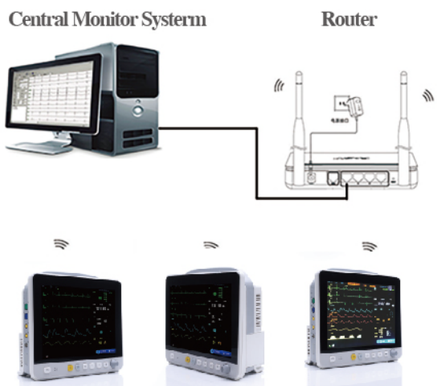

WIFI with smart IT solutions

- Wireless integration with Central Monitoring Station
- Dynamic trends provide up to 240 hours of useful information for review
- 8 traces per monitor and 16 monitors on one screen
- View up to 32 maximum bed on one platform in real-time
- Review and manage patient data anytime and anywhere in and pre-hospita



YK-800B

Vital Signs Monitor

YK-800B Vital Sign Monitor adopts Oscillometry for NIBP measuring, Photoelectric Oxyhemoglobin Inspection Technology combining Capacity Pulse Scanning & Recording Technology for SpO2 measuring. Systolic Pressure(SYS), Diastolic Pressure(DIA), Mean Pressure(MAP), SpO2 and Pulse rate(PR) can be accurately measured. Compact appearance, comprehensive functions, simple and convenient operation, which is applicable for hospitals, community medical treatment and family.

Main Features:

- **Display with 2.4" (320×240) color TFT LCD and highlight Red Color LED**
- **Be applicable for adult, pediatric for all-round monitoring, easy operation and high cost performance.**
- **High capacity lithium rechargeable batteries, operation time up to 2 hours.**
- **Spot check and continuous working mode to satisfy different clinical scenario.**
- **1.Sm anti-drop proof makes it suitable for emergency.**
- **High capacity internal storage for up to 600 groups of data**
- **Visual and audible alarm for Systolic Pressure(SYS), Diastolic Pressure(DIA), Mean Pressure(MAP), SpO2 and Pulse rate(PR), and upper and lower limit of alarm can be set.**
- **Convenient and quick in inquiring measurement data, review for NIBP trend graph within 24-hour and SpO2 and Pulse rate(PR) trend graph within 20-hour.**







YK-800B Specifications



Physical Specification

Dimensions: 176mm ×145mm ×295 mm
Net weight: 2kg (including battery)
Display: LED+ 2.4" LCD (320*240dpi)

Power Supply

DC: 12V1.5A
Internal battery: Rechargeable Li-ion
Battery working period:
2hours

Data Storage

600 patient data storage

NIBP

Method : Oscillometric Mode: Manual, Auto
Measuring interval in auto mode: 1 -480 minutes
Pulse Rate Range: 30-240bpm Measuring range:
Adult Mode
SYS 40-280mmHg
DIA 10-220mmHg
MEAN 20-170mmHg
Pediatric Mode
SYS 40-220mmHg
DIA 10-160mmHg
MEAN 20-165mmHg
Resolution: 1mmHg
Precision:
Max average error: ±5mmHg
Max standard error: 8mmHg
Overpressure Protection
Adult 290mmHg
Child 240mmHg

SpO2

Measuring range: 0-100%
Resolution: 1%
Precision:
Adult/Pediatric 70%-100% ±2%
Neonatal 70%-100% ±3%
Pulse Rate:
Measuring Range: 30-240bpm
Resolution: 1 bpm
Accuracy:
the bigger one between±3% or±3bpm

Temperature(Skin)

Measuring and Alarm Range: 0-50 °C
Resolution: 0.1°C
Accuracy: ±0.1 °C(25~45°C)
Actualization interval: 1 second
Average Time Constant: ⩽10 second

Environment

Precision:
The bigger one between ±2rpm or ±2%
Alarm: Audio and visual

Operating environment :
Temperature: 5 ~ 40
Humidity: 15% ~ 80%
Pressure: 86.0 kPa ~ 106.0kPa

Transport and Storage environment :
Temperature: -20 ~ 55
Humidity: 10% ~ 90%
Pressure: 86.0 kPa ~ 106.0kPa

Configration Option	SPO2 Nellcor	NIPB Suntech	TEMP(Skin) TEMP(Infrared)
(NIBP+SPO2+TEMP)	✓	✓	✓



YK-800D

Vital Signs Monitor

YK-800D Vital Sign Monitor adopts Oscillometry for NIBP measuring, Photoelectric Oxyhemoglobin Inspection Technology combining Capacity Pulse Scanning & Recording Technology for SpO2 measuring. Systolic Pressure(SYS), Diastolic Pressure(DIA), Mean Pressure(MAP), SpO2 and Pulse rate(PR) can be accurately measured. Compact appearance, comprehensive functions, simple and convenient operation, which is applicable for hospitals, community medical treatment and family.

Main Features:

- **Display with 2.4" (320×240) color TFT LCD and highlight Red Color LED**
- **Be applicable for adult, pediatric for all-round monitoring, easy operation and high cost performance.**
- **High capacity lithium rechargeable batteries, operation time up to 2 hours.**
- **Spot check and continuous working mode to satisfy different clinical scenario.**
- **1.Sm anti-drop proof makes it suitable for emergency.**
- **High capacity internal storage for up to 600 groups of data**
- **Visual and audible alarm for Systolic Pressure(SYS), Diastolic Pressure(DIA), Mean Pressure(MAP), SpO2 and Pulse rate(PR), and upper and lower limit of alarm can be set.**
- **Convenient and quick in inquiring measurement data, review for NIBP trend graph within 24-hour and SpO2 and Pulse rate(PR) trend graph within 20-hour.**







YK-800D Specifications



Physical Specification

Dimensions: 176mm ×145mm ×295 mm
Net weight: 2kg (including battery)
Display: LED+ 2.4" LCD (320*240dpi)

Power Supply

DC: 12V1.5A
Internal battery: Rechargeable Li-ion
Battery working period:
2hours

Data Storage

600 patient data storage

NIBP

Method : Oscillometric Mode: Manual, Auto
Measuring interval in auto mode: 1 -480 minutes
Pulse Rate Range: 30-240bpm Measuring range:
Adult Mode
SYS 40-280mmHg
DIA 10-220mmHg
MEAN 20-170mmHg
Pediatric Mode
SYS 40-220mmHg
DIA 10-160mmHg
MEAN 20-165mmHg
Resolution: 1mmHg
Precision:
Max average error: ±5mmHg
Max standard error: 8mmHg
Overpressure Protection
Adult 290mmHg
Child 240mmHg

SpO2

Measuring range: 0-100%
Resolution: 1%
Precision:
Adult/Pediatric 70%-100% ±2%
Neonatal 70%-100% ±3%
Pulse Rate:
Measuring Range: 30-240bpm
Resolution: 1 bpm
Accuracy:
the bigger one between±3% or±3bpm

Temperature(Skin)

Measuring and Alarm Range: 0-50 °C
Resolution: 0.1°C
Accuracy: ±0.1 °C(25~45°C)
Actualization interval: 1 second
Average Time Constant: ⩽10 second

Environment

Precision:
The bigger one between ±2rpm or ±2%
Alarm: Audio and visual

Operating environment :
Temperature: 5 ~ 40
Humidity: 15% ~ 80%
Pressure: 86.0 kPa ~ 106.0kPa

Transport and Storage environment :
Temperature: -20 ~ 55
Humidity: 10% ~ 90%
Pressure: 86.0 kPa ~ 106.0kPa

Configration Option	SPO2 Nellcor	NIPB Suntech	TEMP(Skin) TEMP(Infrared)
(NIBP+SPO2+TEMP)	✓	✓	✓

YK-810A/YK-810B/YK-810C

Vital Signs Monitor

Range of product:Patient monitor, Pulse oximeter, Blood pressure monitor, Thermometer, Fetal Doppler, UV radiation, etc.

The whole production line is medical CE certified and mostly FDA certified.



Model	SPO2	PR	NIBP	ETCO2
YK-810A	✓	✓		
YK-810B	✓	✓	✓	
YK-810C	✓	✓	✓	✓

TECHNICAL SPECIFICATIONS

Application Range

Operation, operative/anesthetic recovery, emergency room for adult, children and neonatal baby

NIBP

Static pressure range	0~300 mmHg
Static pressure precision	±3 mmHg
Pressure precision	Max. average error :±5 mmHg
	Max. standard deviation : 8 mmHg

SpO2

Measurement range	0~100%
Accuracy	70~100%: ±2 DIGIT
	0~69%: no definition given
Resolution	1%

EtCo2

Measure range	0~99mmHg
Accuracy	0~40mmHg: ±2mmHg
	41~76mmHg: ±5%
	77~99mmHg: ±10%
Resolution	1mmHg

Package including

- 1pc desktop oximeter YK-810
- 1pc instruction manual
- 1pc power line and ground electrode
- 1pc blood oxygen probe
- 1pc cuff ,nasal tube,sampling tube(optional)

FEATURES

- 4.3 inch high-resolution color TET LCD display
- Optional NIBP, EtCo2 function
- Compact and portable in design, allowing for uninterrupted monitoring
- AC power supply, together with built-in lithium battery
- Auto double alarm with audible and visible signals
- Up to 36-hour patients' trend date in storage, easy to recall
- Optional printing output function, alarm triggers printing.

Dimension :

255mm*152mm*100mm

Weight:

1.5kg

Power Requirements

Lithium Battery capacity: 2000mAh

Environment Requirements

Operation Temperature	0~40 ℃
Transportation and storage Temperature	-20~60 ℃
Ambient Humidity	≤85%
Transportation and storage Humidity	≤93%
Atmosphere pressure	86kPa~106kPa

NOTE: The specifications are subject to changes without prior notice.

BAWERS MEDICAL EQUIPMENT

World Trade Group

YK-8000A

Multi-parameter Patient Monitor

Monitor ECG, RESP, SpO2 , NIBP, TEMP, PR and HR.

Range of product:Patient monitor, Pulse oximeter, Blood pressure monitor, Thermometer, Fetal Doppler, UV radiation, etc.



TECHNICAL SPECIFICATIONS

Quality Standards

CE, ISO13485, ISO9001,

Design patent certification

Application Range

Adult/Pediatric/Neonatal/Medicine/Surgery/

Operating Room/ICU/CCU

Display

7" real color TFT screen

Environment

Operating environment :

Temperature: 0 ~ 40 ℃

Humidity: 15% ~ 80%

Pressure: 86.0 kPa ~ 106.0kPa

Transport and Storage environment :

Temperature: -20 ~ 55 ℃

Humidity: 10% ~ 90%

Pressure: 86.0 kPa ~ 106.0kPa

Power Requirements

AC: 100 ~ 240V, 50Hz/60Hz

DC: Built-in rechargeable battery

Battery: 11.1V 24wh Li-ion battery

2h operating after full charge

5min operating after low battery alarm

Dimension and Weight

Equipment:

175mm × 140mm ×300 mm; 3.3 kg

Package:

360mm ×250 mm × 300mm; 4.5 kg

ST segment

ST Segment Range: -2.0mV ~ +2.0mV

Accuracy: 0.02mV

SpO_2

Measurement range: 0 ~ 100%

Resolution: 1%

Accuracy: 70% ~ 100% ± 2%

40% ~ 69% ± 3%

Pulse Rate

Measure/alarm range: 20 ~ 300bpm

Resolution: 1bpm

Accuracy: ± 3bpm

Displayed Parameters

Time: Battery-backed quartz crystal clock

ECG: ECG Waveform Scale, displayed lead

Heart Rate: Derived from ECG or SpO2

NIBP: Pressure (systolic, mean and diastolic)

Pulse Oximeter: Pulse Rate, SpO2 waveform, and Oxygen saturation.

Respiration Rate: Respiration rate derived from ECG.

Trends: HR, RR, NIBP, TEMP and SpO2

Temperatures: one channels

ECG

5 Leads: RA, LA, LL, RL, V

Lead mode: Ⅰ, Ⅱ, Ⅲ, AVR, AVL, AVF, V

Gain: × 1.25mm/mV,2.5mm/mV,

5.0mm/mV, 10mm/mV,

20mm/mV (error ≤ 5%)

Sweep speed: 6.25mm/s,12.5mm/s,25mm/s,

50mm/s (error ≤ ± 10%)

Bandwidth: Surgery 1 ~ 25 Hz

Monitor 0.5 ~ 40 Hz

Diagnostic 0.05 ~ 130 Hz

Sensitivity: >200 μ V P-P

CMRR: ≥ 112dB

Differential Input Impedance: >5M

ohm Electrode Offset Potential: ±300mV

Polarization Voltage: ≥ ± 500mV

Input Impedance: ≥ 5 M

Calibration Voltage: 1mV ± 5%

RESP

Method: impedance between RA-LL

Resp Impedance range: 0.3 ~ 3 Ω

Base Impedance range: 200 Ω ~ 4000 Ω

Bandwidth: 0.3 ~ 2.5Hz

Gain: × 0.25, × 0.5, × 1, × 2, × 4

Resp rate:

Measurement Range

Adult 0 ~ 120BrPM

Neonatal/Pediatric 0 ~ 150BrPM

Resolution: 1BrPM

Accuracy: 7 ~ 150BrPM (± 2BrPM)

0 ~ 6BrPM (unspecified)

Apnea Alarm: 10 ~ 40s

NIBP

Method: Oscillometry

Measure mode: Manual, Auto, STAT

Measure interval in auto mode:

1~5/10/15/30/60/90/120/180/240/480min

Measure period in STAT mode: 5min

Pulse rate range: 40 ~ 240bpm

Measure & alarm range: Adult

SYS 40 ~ 280mmHg

DIA 10 ~ 220mmHg

MEAN 20 ~ 240mmHg

Pediatric

SYS 40 ~ 220mmHg

DIA 10 ~ 160mmHg

MEAN 20 ~ 170mmHg

Neonatal

SYS 40 ~ 135mmHg

DIA 10 ~ 100mmHg

MEAN 20 ~ 110mmHg

Static pressure measurement

Range: 0 ~ 300mmHg

Accuracy: ± 3mmHg

Resolution: 1mmHg Accuracy:

Max. Mean Error: ± 5mmHg

Max. Standard Deviation: 8mmHg

Overpressure protection:

Adult 300mmHg

Pediatric 240mmHg

Neonatal 150mmHg

TEMP(optional)

Channel 1

Measure & alarm range: 0 ~ 50 ℃

Resolution: 0.1 ℃

Accuracy (no sensor): ±0.1 ℃ (0~50 ℃)

Standard accessories

- NIBP cuff & tube
- ECG cable & electrodes
- SpO2 sensor
- Lithium-ion battery
- Power cable
- Operator's manual

Optional accessories

- TEMP probe (skin)
- Trolley bracket
- Hanging bracket
- Monitor recorder
- Vehicle-mounted power supply

NOTE: The specifications are subject to changes without prior notice.

BAWERS MEDICAL EQUIPMENT

World Trade Group

YK-8000B

Multi-parameter Patient Monitor

Monitor ECG, SpO2 , NIBP, RESP, TEMP, PR and HR.

The whole production line is medical CE certified and mostly FDA certified.

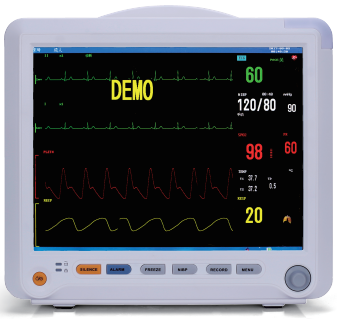

TECHNICAL SPECIFICATIONS

Quality Standards and Classification

CE, ISO13485
SFDA: Class Ⅱb
Anti-electroshock degree:
Class Ⅰ equipment
(internal power supply)
TEMP/SpO 2 /NIBP: BF
ECG/Resp: CF

Application Range

Adult/Pediatric/Neonatal/Medicine/Surgery/

Operating Room/ICU/CCU

Display

12.1" real color TFT screen

Environment

Operating environment :
Temperature: 0 ~ 40 ℃
Humidity: 15% ~ 80%
Pressure: 86.0 kPa ~ 106.0kPa
Transport and Storage environment :
Temperature: -20 ~ 55 ℃
Humidity: 10% ~ 90%
Pressure: 86.0 kPa ~ 106.0kPa

Power Requirements

AC: 100 ~ 240V, 50Hz/60Hz

DC: Built-in rechargeable battery

Battery: 11.1V 24wh Li-ion battery

2h operating after full charge

5min operating after low battery alarm

Dimension and Weight

Equipment:

310mm × 150mm ×275 mm; 4.5 kg

Package:

380mm ×350 mm × 300mm; 6.3 kg

Date Storage

Trend diagram/table: 720h
NIBP review: 10000 events
Wave review: 12h
Alarm review: 200 alarm events
Support drug concentration titration analysis

ECG

5 Leads: RA, LA, LL, RL, V
Lead mode: Ⅰ, Ⅱ, Ⅲ, AVR, AVL, AVF, V
Gain: × 1.25mm/mV,2.5mm/mV,
5.0mm/mV, 10mm/mV,
20mm/mV (error ≤ 5%)
Sweep speed: 6.25mm/s,12.5mm/s,25mm/s,
50mm/s (error ≤ ± 10%)
Bandwidth: Surgery 1 ~ 25 Hz
Monitor 0.5 ~ 40 Hz
Diagnostic 0.05 ~ 130 Hz
Sensitivity: >200 μ V P-P
CMRR: ≥ 112dB
Differential Input Impedance: >5M
ohm Electrode Offset Potential: ±300mV
Polarization Voltage: ≥ ± 500mV
Input Impedance: ≥ 5 M
Calibration Voltage: 1mV ± 5%

ST Segment

ST Segment Range: -2.0mV ~ +2.0mV
Accuracy: 0.02mV

NIBP

Method: Oscillometry
Measure mode: Manual, Auto, STAT
Measure interval in auto mode:
1~5/10/15/30/60/90/120/180/240/480min
Measure period in STAT mode: 5min
Pulse rate range: 40 ~ 240bpm
Measure & alarm range: Adult

SYS	40 ~ 280mmHg
DIA	10 ~ 220mmHg
MEAN	20 ~ 240mmHg

Pediatric

SYS	40 ~ 220mmHg
DIA	10 ~ 160mmHg
MEAN	20 ~ 170mmHg

Neonatal

SYS	40 ~ 135mmHg
DIA	10 ~ 100mmHg
MEAN	20 ~ 110mmHg

Static pressure measurement
Range: 0 ~ 300mmHg
Accuracy: ± 3mmHg
Resolution: 1mmHg Accuracy:
Max. Mean Error: ± 5mmHg
Max. Standard Deviation: 8mmHg
Overpressure protection:

Adult	300mmHg
Pediatric	240mmHg
Neonatal	150mmHg

SpO_2

Measurement range: 0 ~ 100%
Resolution: 1%
Accuracy: 70% ~ 100% ± 2%
40% ~ 69% ± 3%

Pulse Rate

Measure/alarm range: 20 ~ 300bpm
Resolution: 1bpm
Accuracy: ± 3bpm

RESP

Method: impedance between RA-LL
Resp Impedance range: 0.3 ~ 3 Ω
Base Impedance range: 200 Ω ~ 4000 Ω
Bandwidth: 0.3 ~ 2.5Hz
Gain: × 0.25, × 0.5, × 1, × 2, × 4
Resp rate:
Measurement Range
Adult 0 ~ 120BrPM
Neonatal/Pediatric 0 ~ 150BrPM
Resolution: 1BrPM
Accuracy: 7 ~ 150BrPM (± 2BrPM)
0 ~ 6BrPM (unspecified)
Apnea Alarm: 10 ~ 40s

TEMP

Channel 2
Measure & alarm range: 0 ~ 50 ℃
Resolution: 0.1 ℃
Accuracy (no sensor): ±0.1 ℃ (0~50 ℃)

Standard accessories

- NIBP cuff & tube
- ECG cable & electrodes
- SpO2 sensor
- TEMP probe
- Lithium-ion battery
- Power cable
- Operator's manual

Optional accessories

- Touch screen
- Trolley bracket
- Hanging bracket
- Monitor recorder
- Vehicle-mounted power supply

NOTE: The specifications are subject to changes without prior notice.

BAWERS MEDICAL EQUIPMENT

World Trade Group

BAWERS
MEDICAL EQUIPMENT

World Trade Group



TECHNICAL SPECIFICATIONS

Quality Standards and Classification

CE, ISO13485
SFDA: Class Ⅱb
Anti-electroshock degree:
Class Ⅰ equipment
(internal power supply)
TEMP/SpO 2 /NIBP: BF
ECG/Resp: CF

Application Range

Adult/Pediatric/Neonatal/Medicine/Surgery/
Operating Room/ICU/CCU

Display

12.1" real color TFT screen

Environment

Operating environment :
Temperature: 0 ~ 40 ℃
Humidity: 15% ~ 80%
Pressure: 86.0 kPa ~ 106.0kPa
Transport and Storage environment :
Temperature: -20 ~ 55 ℃
Humidity: 10% ~ 90%
Pressure: 86.0 kPa ~ 106.0kPa

Power Requirements

AC: 100 ~ 240V, 50Hz/60Hz
DC: Built-in rechargeable battery
Battery: 11.1V 24wh Li-ion battery
2h operating after full charge
5min operating after low battery alarm

Dimension and Weight

Equipment:
340mm × 245mm ×134 mm(about);
2.798kg(about)
Package:
380mm ×350 mm × 300mm; 4.598 kg(about)

Date Storage

Trend diagram/table: 720h
NIBP review: 10000 events
Wave review: 12h
Alarm review: 200 alarm events
Support drug concentration titration analysis

ECG

5 Leads: RA, LA, LL, RL, V
Lead mode: Ⅰ, Ⅱ, Ⅲ, AVR, AVL, AVF, V
Gain: × 1.25mm/mV,2.5mm/mV,
5.0mm/mV, 10mm/mV,
20mm/mV (error ≤ 5%)
Sweep speed: 6.25mm/s,12.5mm/s,25mm/s,
50mm/s (error ≤ ± 10%)
Bandwidth: Surgery 1 ~ 25 Hz
Monitor 0.5 ~ 40 Hz
Diagnostic 0.05 ~ 130 Hz
Sensitivity: >200 μ V P-P
CMRR: ≥ 112dB
Differential Input Impedance: >5M
ohm Electrode Offset Potential: ±300mV
Polarization Voltage: ≥ ± 500mV
Input Impedance: ≥ 5 M
Calibration Voltage: 1mV ± 5%

ST Segment

ST Segment Range: -2.0mV ~ +2.0mV
Accuracy: 0.02mV

NIBP

Method: Oscillometry
Measure mode: Manual, Auto, STAT
Measure interval in auto mode:
1~5/10/15/30/60/90/120/180/240/480min
Measure period in STAT mode: 5min
Pulse rate range: 40 ~ 240bpm
Measure & alarm range: Adult
SYS 40 ~ 280mmHg
DIA 10 ~ 220mmHg
MEAN 20 ~ 240mmHg
Pediatric
SYS 40 ~ 220mmHg
DIA 10 ~ 160mmHg
MEAN 20 ~ 170mmHg
Neonatal
SYS 40 ~ 135mmHg
DIA 10 ~ 100mmHg
MEAN 20 ~ 110mmHg
Static pressure measurement
Range: 0 ~ 300mmHg
Accuracy: ± 3mmHg
Resolution: 1mmHg Accuracy:
Max. Mean Error: ± 5mmHg
Max. Standard Deviation: 8mmHg
Overpressure protection:
Adult 300mmHg
Pediatric 240mmHg
Neonatal 150mmHg

SpO_2

Measurement range: 0 ~ 100%
Resolution: 1%
Accuracy: 70% ~ 100% ± 2%
40% ~ 69% ± 3%

Pulse Rate

Measure/alarm range: 20 ~ 300bpm
Resolution: 1bpm
Accuracy: ± 3bpm

RESP

Method: impedance between RA-LL
Resp Impedance range: 0.3 ~ 3 Ω
Base Impedance range: 200 Ω ~ 4000 Ω
Bandwidth: 0.3 ~ 2.5Hz
Gain: × 0.25, × 0.5, × 1, × 2, × 4
Resp rate:
Measurement Range
Adult 0 ~ 120BrPM
Neonatal/Pediatric 0 ~ 150BrPM
Resolution: 1BrPM
Accuracy: 7 ~ 150BrPM (± 2BrPM)
0 ~ 6BrPM (unspecified)
Apnea Alarm: 10 ~ 40s

TEMP

Channel 2
Measure & alarm range: 0 ~ 50 ℃
Resolution: 0.1 ℃
Accuracy (no sensor): ±0.1 ℃ (0~50 ℃)

Standard accessories

- NIBP cuff & tube
- ECG cable & electrodes
- SpO_2 sensor
- TEMP probe
- Lithium-ion battery
- Power cable
- Operator's manual

Optional accessories

- IBP
- CO_2
- Nellcor SpO_2

NOTE: The specifications are subject to changes without prior notice.

YK-8000C

Multi-parameter Patient Monitor

Store & Reviewing

-ECG: 30 minutes one important lead's ECG waveform
-Alarm: 1800 groups Alarm events reviewing
-NIBP: 1000 groups NIBP measurement
-Arrhythmia: 128 groups data (8 seconds ECG waveforms) -Power
-off storage: 72 hours trend data & 1 ECG wave form(option)

IBP (option)

-Channel: 2
-Measurement Range: -50~+300mmHg
-Unit: mmHg, kPa
-Accuracy:±2mmHgor2%,whichever is greater

EtCO2(option, Microstream)

-Range 0~19.7%(0-150 mmHg)
-Unit: %, mmHg： kP
-Respiration Rate Range 2~150 bpm

EtCO2 (option, Mainstream)

-Range 0~19.7 %(0-150 mmHg)
-Unit: %, mmHg, kPa
-Respiration Rate Range 0~150 bpm

ECG

-Mode: 5-leads (standard); 3-leadsor 12-leads (option) -Lead selection:
I, II, IH,aVR,aVL,aVF,V1~V6(option) -Gain: AUTO,0.25x,0.5x, 1.0x,2.0x,4.0x
-Insulation Breakdown Voltage4000VAC 50/60Hz Sweep speed 6.25mm/s, 12.5mm/s,25mm/s,50mm/s
-HR Range: Adult: 10~300bpm Child & Neonate: 10~350bpm
-HRAccuracy ±1%or±1 bpm, whichever is greater

Alarm

-Three Level: Low, medium and high
-Indication: Auditory and visual
-Setup: Default and custom
-Silence: All alarms can be silenced
-Volume: 45-85 dB measured at 1 meter

Thermal Recorder (Option)
-Method: Thermal dot array
-Paper width: 50 mm (1.97 in)
-Paper Speed: 12.5/25/50 (mm/sec)
-Traces Maximum: 3 tracks

Dual Alarm Light

Physiological Alarm Light & Equipment Technical Alarm LightExtra Large Alarm Light Design



All-in-one

ECG, RESP, SPO2, NIBP, 2-TEMP(Standard)
9-leads ECG, 2-IBP, Cardio Output(ICG)
Side stream /mainstream / Micro stream CO2

Various Extensible interfaces

Standard : Ethernet Network , Defibrillation Synchronization Output, Nurse Call
Option: analog output , USB Port, VGA output

Built-in Recorder & WLAN modular (option)

3-Channel thermal recorder offers convenient documentation
Wifi wireless connectivity realizes in hospital transportation

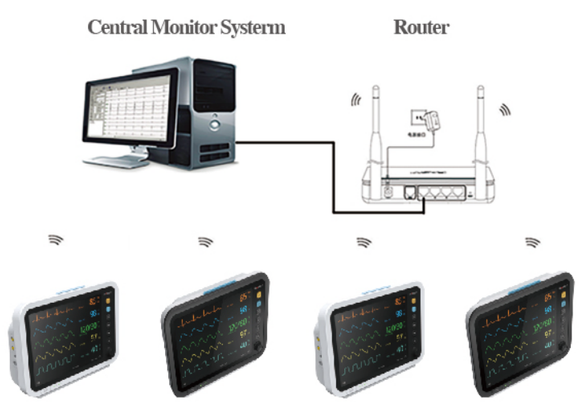

WIFI with smart IT solutions

- **Wireless integration with Central Monitoring Station**
- **Dynamic trends provide up to 240 hours of useful information for review**
- **8 traces per monitor and 16 monitors on one screen**
- **View up to 32 maximum bed on one platform in real-time**
- **Review and manage patient data anytime and anywhere in and pre-hospita**



Wall Mount



Rolling Stand

BAWERS
MEDICAL EQUIPMENT

World Trade Group



TECHNICAL SPECIFICATIONS

Quality Standards and Classification

CE, ISO13485
SFDA: Class Ⅱb
Anti-electroshock degree:
Class Ⅰ equipment
(internal power supply)
TEMP/SpO 2 /NIBP: BF
ECG/Resp: CF

Application Range

Adult/Pediatric/Neonatal/Medicine/Surgery/
Operating Room/ICU/CCU

Display

15"real color TFT screen

Environment

Operating environment :
Temperature: 0 ~ 40 ℃
Humidity: 15% ~ 80%
Pressure: 86.0 kPa ~ 106.0kPa
Transport and Storage environment :
Temperature: -20 ~ 55 ℃
Humidity: 10% ~ 90%
Pressure: 86.0 kPa ~ 106.0kPa

Power Requirements

AC: 100 ~ 240V, 50Hz/60Hz
DC: Built-in rechargeable battery
Battery: 11.1V 24wh Li-ion battery
2h operating after full charge
5min operating after low battery alarm

Dimension and Weight

Equipment:
370mm × 160mm × 350 mm; 4.1 kg
Package:
420mm × 380 mm × 340mm; 8.0 kg

Date Storage

Trend diagram/table: 720h
NIBP review: 10000 events
Wave review: 12h
Alarm review: 200 alarm events
Support drug concentration titration analysis

ECG

5 Leads: RA, LA, LL, RL, V
Lead mode: Ⅰ, Ⅱ, Ⅲ, AVR, AVL, AVF, V
Gain: × 1.25mm/mV,2.5mm/mV,
5.0mm/mV, 10mm/mV,
20mm/mV (error ≤ 5%)
Sweep speed: 6.25mm/s,12.5mm/s,25mm/s,
50mm/s (error ≤ ± 10%)
Bandwidth: Surgery 1 ~ 25 Hz
Monitor 0.5 ~ 40 Hz
Diagnostic 0.05 ~ 130 Hz
Sensitivity: >200 μ V P-P
CMRR: ≥ 112dB
Differential Input Impedance: >5M
ohm Electrode Offset Potential: ±300mV
Polarization Voltage: ≥ ± 500mV
Input Impedance: ≥ 5 M
Calibration Voltage: 1mV ± 5%

ST Segment

ST Segment Range: -2.0mV ~ +2.0mV
Accuracy: 0.02mV

NIBP

Method: Oscillometry
Measure mode: Manual, Auto, STAT
Measure interval in auto mode:
1~5/10/15/30/60/90/120/180/240/480min
Measure period in STAT mode: 5min
Pulse rate range: 40 ~ 240bpm
Measure & alarm range: Adult
SYS 40 ~ 280mmHg
DIA 10 ~ 220mmHg
MEAN 20 ~ 240mmHg
Pediatric
SYS 40 ~ 220mmHg
DIA 10 ~ 160mmHg
MEAN 20 ~ 170mmHg
Neonatal
SYS 40 ~ 135mmHg
DIA 10 ~ 100mmHg
MEAN 20 ~ 110mmHg
Static pressure measurement
Range: 0 ~ 300mmHg
Accuracy: ± 3mmHg
Resolution: 1mmHg Accuracy:
Max. Mean Error: ± 5mmHg
Max. Standard Deviation: 8mmHg
Overpressure protection:
Adult 300mmHg
Pediatric 240mmHg
Neonatal 150mmHg

SpO_2

Measurement range: 0 ~ 100%
Resolution: 1%
Accuracy: 70% ~ 100% ± 2%
40% ~ 69% ± 3%

Pulse Rate

Measure/alarm range: 20 ~ 300bpm
Resolution: 1bpm
Accuracy: ± 3bpm

RESP

Method: impedance between RA-LL
Resp Impedance range: 0.3 ~ 3 Ω
Base Impedance range: 200 Ω ~ 4000 Ω
Bandwidth: 0.3 ~ 2.5Hz
Gain: × 0.25, × 0.5, × 1, × 2, × 4
Resp rate:
Measurement Range
Adult 0 ~ 120BrPM
Neonatal/Pediatric 0 ~ 150BrPM
Resolution: 1BrPM
Accuracy: 7 ~ 150BrPM (± 2BrPM)
0 ~ 6BrPM (unspecified)
Apnea Alarm: 10 ~ 40s

TEMP

Channel 2
Measure & alarm range: 0 ~ 50 ℃
Resolution: 0.1 ℃
Accuracy (no sensor): ±0.1 ℃ (0~50 ℃)

Standard accessories

- NIBP cuff & tube
- ECG cable & electrodes
- SpO2 sensor
- TEMP probe
- Lithium-ion battery
- Power cable
- Operator's manual

Optional accessories

- Touch screen
- Trolley bracket
- Hanging bracket
- Monitor recorder
- Vehicle-mounted power supply

NOTE: The specifications are subject to changes without prior notice.

YK-8000D

Multi-parameter Patient Monitor

IBP (option)

-Channel: 2
-Label :ART, PA, CVP, RAP, LAP, ICP, P1, P2
-Measuring and alarm range:

ART	0 ~ 300 mmHg
PA	-6 ~ 120 mmHg
CVP/RAP/LAP/ICP	-10 ~ 40 mmHg
P1/P2	-10 ~ 300 mmHg

-Press Sensor :

Sensitivity	5 uV/V/mmHg
Impedance	300-3000Ω
-Resolution	1 mmHg
-Accuracy	2% or 1mmHg, which great

EtCO2 (option, Mainstream/Sidestream/ Microstream)

-Measure method: Infrared absorption technique
-Warm-up time :
When the ambient temperature is 25 ℃, the carbon dioxide curve (capnogram) can be displayed within 20 seconds, and all the specifications can be fulfilled within 2 minutes.
-Range :0-150mmHg,0-19.7%,0-20kPa (at 760mmHg)
-Accuracy :
0-40mmHg：±2mmHg
41-70mmHg：±5%（reading）
71-100mmHg：±8%（reading）
101-150mmHg：±10%（reading）
-Respiratory rate range :0- 150BPM
-Respiratory rate accuracy: ± 1BPM.

ECG

-Mode: 5-leads (standard); 3-leadsor 12-leads (option) -Lead selection: I, II, IH,aVR,aVL,aVF,V1~V6(option)
-Gain: AUTO,0.25x,0.5x, 1.0x,2.0x,4.0x
-Insulation Breakdown Voltage4000VAC 50/60Hz Sweep speed 6.25mm/s,12.5mm/s,25mm/s,50mm/s
-HR Range: Adult: 10~300bpm Child & Neonate: 10~350bpm
-HR Accuracy ±1% or ±1 bpm,the larger prevails

Alarm

-Three Level: Low, medium and high
-Indication: Auditory and visual
-Setup: Default and custom
-Silence: All alarms can be silenced
-Volume: 45-85 dB measured at 1 meter

Thermal Recorder (Option)
-Method: Thermal dot array
-Paper width: 50 mm (1.97 in)
-Paper Speed: 12.5/25/50 (mm/sec)
-Traces Maximum: 3 tracks

Store & Reviewing

-ECG: 30 minutes one important lead's ECG waveform
-Alarm: 1800 groups Alarm events reviewing
-NIBP: 1000 groups NIBP measurement
-Arrhythmia: 128 groups data (8 seconds ECG waveforms) -Power-off storage: 72 hours trend data & 1 ECG wave form(option)



Various Extensible interfaces
Standard : Ethernet Network , Defibrillation Synchronization Output, Nurse Call
Option: analog output , USB Port, VGA output



All-in-one
ECG, RESP, SPO2, NIBP, 2-TEMP(Standard)
9-leads ECG, 2-IBP, Cardio Output(ICG)
Side stream / mainstream / Micro stream CO2

Dual Alarm Light
Physiological Alarm Light & Equipment Technical Alarm Light
Extra Large Alarm Light Design



Back Light Buttons

Built-in Recorder & WLAN modular (option)
3-Channel thermal recorder offers convenient documentation Wifi wireless connectivity realizes in hospital transportation



Rolling Stand



Wall Mount



WIFI with smart IT solutions

- Wireless integration with Central Monitoring Station
- Dynamic trends provide up to 240 hours of useful information for review
- 8 traces per monitor and 16 monitors on one screen
- View up to 32 maximum bed on one platform in real-time
- Review and manage patient data anytime and anywhere in and pre-hospita